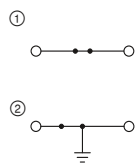


2.5 mm<sup>2</sup> UT... screw connection terminal blocks

Feed-through, multi-conductor, and multi-level terminal blocks and ground terminals

**Notes:**  
 1) For additional accessories and technical data, see page 30.  
 For information on installation and using accessories for Ex applications, see page 602.



32 A, feed-through terminal block and ground terminal



Ex: EAC Ex   
 KEMA 04ATEX2048 U / IECEx KEM 06.0027U

Technical data<sup>1)</sup>

Width	Length	Height		
5.2	47.7	47.5 (NS 35/7,5)		
I <sub>max</sub> [A]	U <sub>max</sub> [V]	max. Ø [mm <sup>2</sup> ]	AWG (UL)	
32	1000	0.14 - 4	26-12	
24 (FBS) / 17.5 (FBSR)				
IEC	UL / CUL	CSA	Ex	
1000	600	600	690	
Nominal current / cross section [A] / [mm <sup>2</sup> ]		24 / 2.5	20 / -	22 / 2.5

Ordering data

Type	Order No.	Pcs. / Pkt.
UT 2,5	① 3044076	50
UT 2,5 BU	① 3044089	50
UT 2,5-PE	② 3044092	50

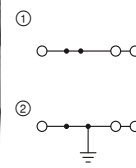
Accessories<sup>1)</sup>

D-UT 2,5/10	Order No.	Pcs. / Pkt.
	3047028	50

Dimensions	[mm]
Max. electrical data	
Max. bridge current	[A]
Rated data	
Rated voltage	[V]
Nominal current / cross section	[A] / [mm <sup>2</sup> ]

Description	Color
Terminal block	gray blue
Ground terminal	green-yellow

Cover, width 2.2 mm	gray
---------------------	------



30 A, feed-through terminal block and ground terminal, 3 connections



Ex: EAC Ex   
 KEMA 06ATEX0017 U / IECEx KEM 06.0013U

Technical data<sup>1)</sup>

Width	Length	Height		
5.2	57.8	47.5 (NS 35/7,5)		
I <sub>max</sub> [A]	U <sub>max</sub> [V]	max. Ø [mm <sup>2</sup> ]	AWG (UL)	
30	500	0.14 - 4	26-12	
24 (FBS) / 17.5 (FBSR)				
IEC	UL / CUL	CSA	Ex	
500	150	150	352	
Nominal current / cross section [A] / [mm <sup>2</sup> ]		24 / 2.5	20 / -	21 / 2.5

Ordering data


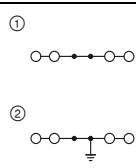
Type	Order No.	Pcs. / Pkt.
UT 2,5-TWIN	① 3044513	50
UT 2,5-TWIN BU	① 3044526	50
UT 2,5-TWIN-PE	② 3044539	50

Accessories<sup>1)</sup>

D-UT 2,5/4-TWIN	Order No.	Pcs. / Pkt.
	3047141	50

Feed-through, multi-conductor, and multi-level terminal blocks and ground terminals

**Notes:**  
 1) For additional accessories and technical data, see page 30.  
 For information on installation and using accessories for Ex applications, see page 602.



30 A, feed-through terminal block and ground terminal, 4 connections



Ex: EAC Ex   
 KEMA 06ATEX0017 U / IECEx KEM 06.0013U

Technical data<sup>1)</sup>

Width	Length	Height		
5.2	65.4	47.5 (NS 35/7,5)		
I <sub>max</sub> [A]	U <sub>max</sub> [V]	max. Ø [mm <sup>2</sup> ]	AWG (UL)	
30	500	0.14 - 4	26-12	
24 (FBS) / 17.5 (FBSR)				
IEC	UL / CUL	CSA	Ex	
500	150	150	352	
Nominal current / cross section [A] / [mm <sup>2</sup> ]		24 / 2.5	20 / -	21 / 2.5

Ordering data

Type	Order No.	Pcs. / Pkt.
UT 2,5-QUATTRO	① 3044542	50
UT 2,5-QUATTRO BU	① 3044555	50
UT 2,5-QUATTRO-PE	② 3044568	50


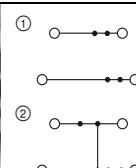
Accessories<sup>1)</sup>

D-UT 2,5/4-QUATTRO	Order No.	Pcs. / Pkt.
	3047170	50

Dimensions	[mm]
Max. electrical data	
Max. bridge current	[A]
Rated data	
Rated voltage	[V]
Nominal current / cross section	[A] / [mm <sup>2</sup> ]

Description	Color
Terminal block	gray blue
With potential distribution	gray
Ground terminal	green-yellow

Cover, width 2.2 mm	gray
Spacer plate	gray



28 A, double-level terminal block and ground terminal



Ex: EAC Ex   
 KEMA 06ATEX0017 U / IECEx KEM 06.0013U

Technical data<sup>1)</sup>

Width	Length	Height		
5.2	69.9	65 (NS 35/7,5)		
I <sub>max</sub> [A]	U <sub>max</sub> [V]	max. Ø [mm <sup>2</sup> ]	AWG (UL)	
28	500	0.14 - 4	26-12	
24 (FBS) / 17.5 (FBSR)				
IEC	UL / CUL	CSA	Ex	
500	600	600	352	
Nominal current / cross section [A] / [mm <sup>2</sup> ]		24 / 2.5	20 / -	20 / 2.5

Ordering data

Type	Order No.	Pcs. / Pkt.
UTTB 2,5	① 3044636	50
UTTB 2,5 BU	① 3044649	50
UTTB 2,5-PV	② 3044652	50
UTTB 2,5-PE	③ 3044665	50

Accessories<sup>1)</sup>

D-UTTB 2,5/4	Order No.	Pcs. / Pkt.
	3047293	50
DP-UTTB 2,5/4	Order No.	Pcs. / Pkt.
	3047303	50