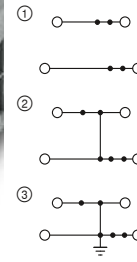
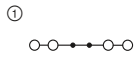


Terminal blocks - CLIPLINE complete

4 mm² UT... screw connection terminal blocks

Feed-through, multi-conductor, and multi-level terminal blocks and ground terminals

Notes:
 1) For additional accessories and technical data, see page 40.
 For information on installation and using accessories for Ex applications, see page 602.



37 A, 1000 V, feed-through terminal block, 4 connections



SEV13ATEX0133U / IECEx SEV13.0004U

| Technical data ¹⁾ | | | | |
|------------------------------|-----------------------|---------------------------|----------|--|
| Width | Length | Height | | |
| 6.2 | 65.4 | 50 (NS 35/7,5) | | |
| I _{max.} [A] | U _{max.} [V] | max. Ø [mm ²] | AWG (UL) | |
| 37 | 1000 | 0.14 - 6 | - | |
| 32 (FBS) / 24 (FBSR) | | | | |
| IEC | UL / CUL | CSA | Ex | |
| 1000 | - | - | 550 | |
| 32 / 4 | - | - | 27 / 4 | |

| Ordering data | | | |
|--------------------|-----------|-------------|--|
| Type | Order No. | Pcs. / Pkt. | |
| UT 4-QUATTRO HV | 3048823 | 50 | |
| UT 4-QUATTRO HV BU | 3048836 | 50 | |

| Accessories ¹⁾ | | | |
|---------------------------|-----------|-------------|--|
| Type | Order No. | Pcs. / Pkt. | |
| D-UT 4-QUATTRO HV | 3048852 | 50 | |

36 A, double-level terminal block and ground terminal



KEMA 06ATEX0017 U / IECEx KEM 06.0013U


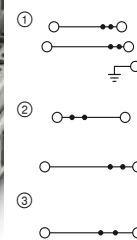
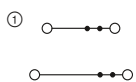
| Technical data ¹⁾ | | | | |
|------------------------------|-----------------------|---------------------------|----------|--|
| Width | Length | Height | | |
| 6.2 | 69.9 | 65 (NS 35/7,5) | | |
| I _{max.} [A] | U _{max.} [V] | max. Ø [mm ²] | AWG (UL) | |
| 36 | 800 | 0.14 - 6 | 26-10 | |
| 30 (FBS) / 24 (FBSR) | | | | |
| IEC | UL / CUL | CSA | Ex | |
| 800 | 600 | 600 | 440 | |
| 30 / 4 | 30 / - | 30 / - | 25.5 / 4 | |

| Ordering data | | | |
|---------------|-----------|-------------|--|
| Type | Order No. | Pcs. / Pkt. | |
| UTTB 4 | 3044814 | 50 | |
| UTTB 4 BU | 3044791 | 50 | |
| UTTB 4-PV | 3044733 | 50 | |
| UTTB 4-PE | 3044759 | 50 | |

| Accessories ¹⁾ | | | |
|---------------------------|-----------|-------------|--|
| Type | Order No. | Pcs. / Pkt. | |
| D-UTTB 2,5/4 | 3047293 | 50 | |
| DP-UTTB 2,5/4 | 3047303 | 50 | |

Feed-through, multi-conductor, and multi-level terminal blocks and ground terminals

Notes:
 1) For additional accessories and technical data, see page 40.



36 A, 1000 V, double-level terminal block, 2 connections top level



| Technical data ¹⁾ | | | | |
|------------------------------|-----------------------|---------------------------|----------|--|
| Width | Length | Height | | |
| 6.2 | 75.6 | 65 (NS 35/7,5) | | |
| I _{max.} [A] | U _{max.} [V] | max. Ø [mm ²] | AWG (UL) | |
| 36 | 1000 | 0.14 - 6 | 26-10 | |
| 32 (FBS) / 24 (FBSR) | | | | |
| IEC | UL / CUL | CSA | Ex | |
| 1000 | 600 | - | - | |
| 30 / 4 | 30 / - | - | - | |

| Ordering data | | | |
|---------------|-----------|-------------|--|
| Type | Order No. | Pcs. / Pkt. | |
| UTTB 4 HV | 3000610 | 50 | |

| Accessories ¹⁾ | | | |
|---------------------------|-----------|-------------|--|
| Type | Order No. | Pcs. / Pkt. | |
| D-UTTB 4 HV | 3000709 | 50 | |

36 A, multi-level terminal block with PE foot



| Technical data ¹⁾ | | | | |
|------------------------------|-----------------------|---------------------------|----------|--|
| Width | Length | Height | | |
| 6.2 | 92.7 | 61.7 (NS 35/7,5) | | |
| I _{max.} [A] | U _{max.} [V] | max. Ø [mm ²] | AWG (UL) | |
| 36 | 500 | 0.14 - 6 | 26-10 | |
| 32 (FBS) / 24 (FBSR) | | | | |
| IEC | UL / CUL | CSA | Ex | |
| 500 | 300 | - | - | |
| 30 / 4 | 16 | - | - | |

| Ordering data | | | |
|---------------|-----------|-------------|--|
| Type | Order No. | Pcs. / Pkt. | |
| UT 4-PE/L/L | 3214360 | 50 | |
| UT 4-PE/L/N | 3214361 | 50 | |
| UT 4-L/L | 3214362 | 50 | |
| UT 4-L | 3214363 | 50 | |

| Accessories ¹⁾ | | | |
|---------------------------|-----------|-------------|--|
| Type | Order No. | Pcs. / Pkt. | |
| | | | |