USLKG ... ground terminals

Notes:

[1]) For information on installation and using accessories for Ex applications, see page 602.

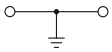



1.5 (1.5) mm², ground terminal

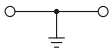



2.5 (4) mm², ground terminal

Ex:
KEMA 99ATEX4487U / IECEx KEM 06.0035U

Technical data

Dimensions		Width	Length	Height NS 35/7,5	
	[mm]	**4.2**	**42.5**	**42**	
Dimensions		Width	Length	Height NS 32	
	[mm]	**4.2**	**42.5**	**47**	
Max. electrical data				Max. Ø [mm²]	AWG (UL)
				0.14 - 1.5	**30-14**
		IEC 60947-7-2			
Rated data		IEC	UL	CSA	IEC/ EN 60079-7
Rated voltage	[V]	-	-	-	-
Nominal current / cross section	[A] / [mm²]	-	-	-	- / 1.5
Rated cross section	[mm²]	1.5	-	-	0.14-1.5
Cross section range	AWG	26 - 16	30-14	-	26 - 16
Connection capacity		Solid	Stranded	Ferrule without/with plastic sleeve	
1 conductor	[mm²]	0.14 - 1.5	0.14 - 1.5	0.25 - 0.75	0.25 - 0.75
2 conductors (of the same type)	[mm²]	0.14 - 0.75	0.14 - 0.75	0.25 - 0.34	-
2 stranded conductors with a TWIN ferrule	[mm²]	-	-	-	0.5 - 0.5
General data					
Stripping length	[mm]	7			
Screw thread		M2			
Terminal point: thread / torque	- / [Nm]	M2 / 0.22 - 0.25			
Mounting: thread / torque	- / [Nm]	M2 / 0.22 - 0.25			
Insulating material		PA			
Inflammability class according to UL 94		V0			

Ordering data

Description	Color	Type	Order No.	Pcs. / Pkt.
Ground terminal, for mounting on NS 32... or NS 35...	green-yellow	**USLKG 1,5 N**	**3005853**	50
Ground terminal, for mounting on NS 35/15–2,3	green-yellow			

Accessories[1])

Screwdriver	**SZS 0,4X2,5 VDE**	**1205037**	10
Lateral groove marking	**ZB 4 (see Catalog 5)**		

CCA
Ex:
KEMA 96ATEX4370 U / IECEx KEM 06.0035U

Technical data

Dimensions		Width	Length	Height NS 35/7,5	
	[mm]	**5.2**	**42.5**	**42**	
Dimensions		Width	Length	Height NS 32	
	[mm]	**5.2**	**42.5**	**47**	
Max. electrical data				Max. Ø [mm²]	AWG (UL)
				0.2 - 4	**30-12**
		IEC 60947-7-2			
Rated data		IEC	UL	CSA	IEC/ EN 60079-7
Rated voltage	[V]	-	-	-	-
Nominal current / cross section	[A] / [mm²]	-	-	-	- / 2.5
Rated cross section	[mm²]	2.5	-	-	0.2-2.5
Cross section range	AWG	24 - 12	30-12	28-12	24 - 12
Connection capacity		Solid	Stranded	Ferrule without/with plastic sleeve	
1 conductor	[mm²]	0.2 - 4	0.2 - 2.5	0.25 - 2.5	0.25 - 1.5
2 conductors (of the same type)	[mm²]	0.2 - 1	0.2 - 1	0.25 - 1.5	-
2 stranded conductors with a TWIN ferrule	[mm²]	-	-	-	0.5 - 1.5
General data					
Stripping length	[mm]	7			
Screw thread		M3			
Terminal point: thread / torque	- / [Nm]	M3 / 0.6 - 0.8			
Mounting: thread / torque	- / [Nm]	M2,5 / 0.5 - 0.6			
Insulating material		PA			
Inflammability class according to UL 94		V0			

Ordering data

Type	Order No.	Pcs. / Pkt.
USLKG 2,5 N	**0441119**	50
USLKG 2,5 N-1	**0443081**	50

Accessories[1])

SF-SL 0,6X3,5-100 S-VDE	**1212587**	10
ZB 5 (see Catalog 5)		