

### Type IC & Airtight



Project: \_\_\_\_\_

Location: \_\_\_\_\_

Trim Finish: \_\_\_\_\_

Qty: \_\_\_\_\_

Notes: \_\_\_\_\_

### DESCRIPTION

Recessed 4" Round LED With Integral Driver In Connection Box.  
Fits Where No Other Recessed Fixture Can.

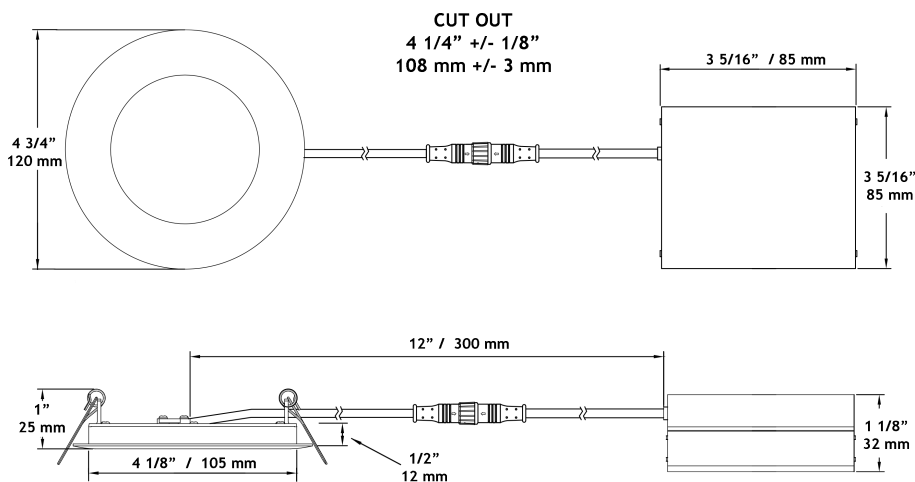
### FEATURES & BENEFITS

**1/2" Thin** - Install Directly Under Joists, Maximum Layout Flexibility  
**Type IC Rated** - No Housing Required  
**Fast & Easy To Install** - Save On Labour  
**Driver Inside Connection Box** - No Junction Box Needed

### MOUNTING

Cut Hole In Ceiling And Snap Fixture In Opening With Attached Spring Clips.  
2" Above Ceiling Clearance Required For Driver.

SPECIFICATION	
Applications	Recessed Ceiling Mount
Energy Used	9 W
Colour Temperature	3000° K
Light Output	560 lm
Halogen Equivalent	50 W
Beam Angle	105°
CRI	84
Driver Input	120V AC or 277V-347V AC 50/60 Hz
Power Factor	0.98
Dimming	TRIAC Dimmers 10% - 100% (120V only)
Approved Location	Insulated Ceiling & Damp Locations
Air Tight	Yes
Ambient Temperature	-40° F (-40° C) to +104° F (+40° C)
Projected Life	70% Light Output at 50,000 Hours
Certification	cULus, cETLus, Energy Star
Warranty	5 Year on Fixture & Driver



277V - 347V Driver Option Available  
Not Dimmable

### COMPLIANCE



## CHARACTERISTICS

**Body:** Durable, Die Cast Aluminum Alloy for Optimal Heat Dissipation.

**Paint:** Oil Based Spray Painted - Scratch Resistant And Smooth Finish.

**LEDs:** 77 Pieces Of Custom Packaged LM80 Epistar 3014. Guaranteed 98% Lumen Maintenance After 6,000 Hours.  
Strict Binning To Ensure Consistent Light Colour.

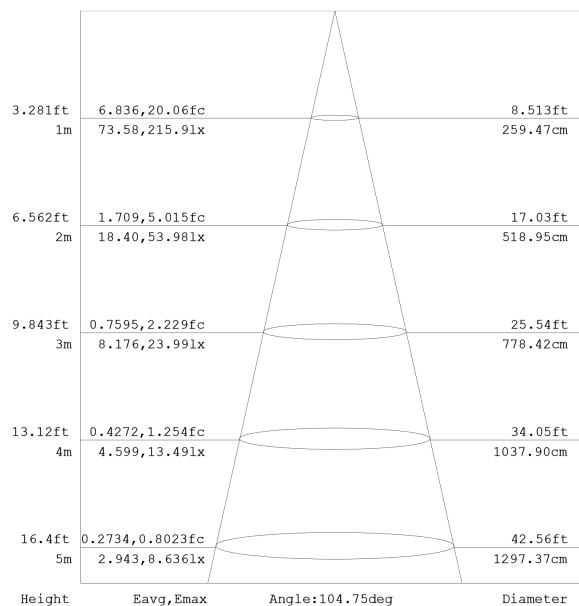
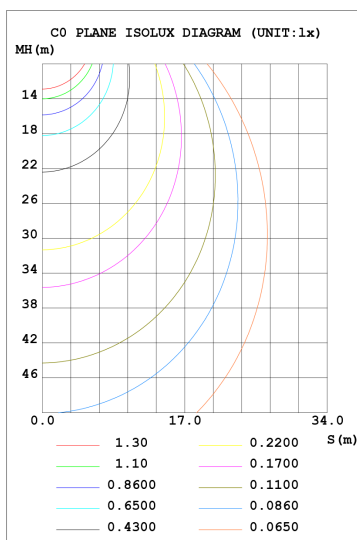
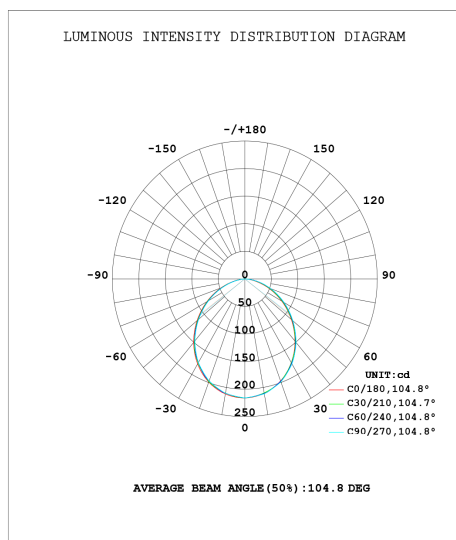
**Driver:** 4th Generation Lotus Designed. Field Proven Since 2011.

**Connection Box:** Patented Invention By Lotus LED Lights. Saves Contractors Labour In Installation On Every Job.

**Testing:** Every Single Driver Is Powered For Minimum 24 Hours Together With The Fixture That It Is Shipped With.  
Every LED Is Visually Checked Before And After The PCB Is Mounted On The Fixture. **No Random Tests - We Hand Test Every Fixture & Driver.**

## PHOTOMETRIC DATA

DATA OF LAMP		PHOTOMETRIC DATA Eff: 63.44 lm/W			
MODEL	LY4RCS 30K	I <sub>max</sub> (cd)	215.9	S/MH (C0/180)	1.21
NOMINAL POWER (W)	9	LOR (%)	100.0	S/MH (C90/270)	1.23
RATED VOLTAGE (V)	120	TOTAL FLUX (lm)	559.69	η UP,DN (C0-180)	0.0, 50.8
NOMINAL FLUX (lm)	559.691	CIE CLASS	DIRECT	η UP,DN (C180-360)	0.0, 49.2
LAMPS INSIDE	1	η up (%)	0.0	CIBSE SHR NOM	1.25
TEST VOLTAGE (V)	120.5	η down (%)	100.0	CIBSE SHR MAX	1.35



## ORDERING GUIDE

Example: LY4RCS / 30K / WH

LY4RCS / 30K /

Trim Finish

WH : White

BK : Black

BN : Brushed Nickel

Order 277V - 347V Optional Driver Separately As cat # LLL-LD1535H

## ACCESSORIES

Sold Separately



Low Voltage Extension Cables  
6ft - cat # EXC6, 20ft - cat # EXC20  
Max 40 ft Extension Allowed



Rough-In Plates - cat # RIP4



Goof Ring White OD 5 3/4" - cat # GR4



Lotus  
LED  
Lights

## Warehouses

Vancouver, BC

Toronto, ON

Las Vegas, NV

Naples, FL

tel: 1-844-24-LOTUS (56887)

fax: 1-877-561-6306

www.lotusLEDlights.com