

Malleable Iron Class 150 (Standard)

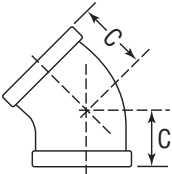

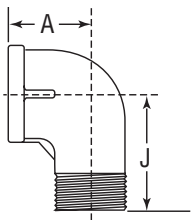
FIGURE 1102 45° Elbow	Size		C		Unit Weight			
					Black		Galv.	
	NPS	DN	in	mm	lbs	kg	lbs	kg
 	1/8	6	1 ¹ / ₁₆	17	0.07	0.03	0.07	0.03
	1/4	8	3/4	19	0.11	0.05	0.11	0.05
	3/8	10	13/16	22	0.16	0.07	0.16	0.07
	1/2	15	7/8	22	0.22	0.10	0.22	0.10
	3/4	20	1	25	0.37	0.17	0.37	0.17
	1	25	1 ¹ / ₈	29	0.54	0.24	0.54	0.24
	1 ¹ / ₄	32	1 ⁵ / ₁₆	33	0.86	0.39	0.86	0.39
	1 ¹ / ₂	40	1 ⁷ / ₁₆	37	1.13	0.51	1.13	0.51
	2	50	1 ¹¹ / ₁₆	43	1.79	0.81	1.79	0.81
	2 ¹ / ₂	65	1 ¹⁵ / ₁₆	49	3.60	1.63	3.60	1.63
	3	80	2 ³ / ₁₆	56	4.48	2.03	4.48	2.03
	4	100	2 ⁵ / ₈	67	7.40	3.36	7.40	3.36
	5	125	3 ¹ / ₁₆	78	11.46	5.20	11.46	5.20
	6	150	3 ⁷ / ₁₆	87	19.93	9.04	19.93	9.04

FIGURE 1103 (Straight) FIGURE 1103R (Reducing) 90° Street Elbow	Size		A		J		Unit Weight			
							Black		Galv.	
	NPS	DN	in	mm	in	mm	lbs	kg	lbs	kg
 	1/8	6	1 ¹ / ₁₆	17	1	25	0.06	0.03	0.06	0.03
	1/4	8	13/16	22	1 ³ / ₁₆	30	0.10	0.05	0.10	0.05
	3/8	10	15/16	24	1 ⁷ / ₁₆	37	0.17	0.08	0.17	0.08
	1/2	15	1 ¹ / ₈	29	1 ⁵ / ₈	41	0.28	0.13	0.28	0.13
	3/4	20	1 ⁵ / ₁₆	33	1 ⁷ / ₈	48	0.41	0.19	0.41	0.19
	1	25	1 ¹ / ₂	38	2 ¹ / ₈	54	0.62	0.28	0.62	0.28
	1 ¹ / ₄	32	1 ³ / ₄	44	2 ⁷ / ₁₆	62	1.09	0.49	1.09	0.49
	1 ¹ / ₂	40	1 ¹⁵ / ₁₆	49	2 ¹¹ / ₁₆	68	1.44	0.65	1.44	0.65
	2	50	2 ¹ / ₄	57	3 ¹ / ₄	83	2.85	1.29	2.85	1.29
	2 ¹ / ₂	65	2 ¹¹ / ₁₆	68	3 ⁷ / ₈	98	4.00	1.81	4.00	1.81
	3	80	3 ¹ / ₁₆	78	4 ¹ / ₂	114	6.06	2.75	6.06	2.75
	4	100	3 ¹³ / ₁₆	98	5 ¹¹ / ₁₆	144	10.53	4.78	10.53	4.78
	1/2 X 3/8	15 X 10	1 ¹ / ₁₆	27	1 ⁹ / ₁₆	40	0.23	0.10	0.23	0.10
	3/4 X 1/2	20 X 15	1 ³ / ₁₆	30	1 ³ / ₄	44	0.32	0.15	0.32	0.15
	1 X 3/4	25 X 20	1 ³ / ₈	35	2 ¹ / ₁₆	52	0.54	0.24	0.54	0.24
	1 ¹ / ₄ X 1	32 X 25	1 ⁹ / ₁₆	40	2 ⁵ / ₁₆	59	0.86	0.39	0.86	0.39
	1 ¹ / ₄ X 3/4	32 X 20	1 ⁷ / ₁₆	37	2 ¹ / ₄	57	0.75	0.34	0.75	0.34
	1 ¹ / ₂ X 1 ¹ / ₄	40 X 32	1 ¹³ / ₁₆	47	2 ⁹ / ₁₆	65	1.18	0.54	1.18	0.54
	1 ¹ / ₂ X 1	40 X 25	1 ⁵ / ₈	41	2 ¹ / ₂	64	1.08	0.49	1.08	0.49
	2 X 1 ¹ / ₂	50 X 40	2	51	2 ¹⁵ / ₁₆	75	1.85	0.84	1.85	0.84

First size denotes female end.