

# PHILIPS Day-Brite CFI

Linear

FluxStream strip

2', 3', 4' and 8'



Project: \_\_\_\_\_  
Location: \_\_\_\_\_  
Cat.No: \_\_\_\_\_  
Type: \_\_\_\_\_  
Lumens: \_\_\_\_\_ Qty: \_\_\_\_\_  
Notes: \_\_\_\_\_

Philips Day-Brite / CFI FluxStream LED Strip is a high performing luminaire delivering smooth diffuse light ideal for light industrial, commercial and residential applications with the unparalleled energy efficiency of Philips LED lighting.

## Ordering guide

Example: FSS440L840-UNV-DIM

Series	Length (nominal)	Lumens <sup>2</sup> (nominal)	Color temp. (K)	Voltage	Driver	Options
FSS						
FSS FluxStream Strip	2 2' length	20L 2000 lumens 30L 3000 lumens	830 80 CRI, 3000K 835 80 CRI, 3500K 840 80 CRI, 4000K 850 <sup>3</sup> 80 CRI, 5000K	UNV Universal voltage 120-277V 120 <sup>4</sup> 120V 277 <sup>4</sup> 277V 347 347V	DIM 0-10V 1% dimming SDIM <sup>5,6</sup> Step dimming to 40% input power XDIM <sup>4,5,6</sup> MarkX phase dimming DALI <sup>7</sup> DALI	EMLED <sup>5,8</sup> Factory wired Philips Bodine BSL310LP integral emergency pack. Nominal 1100lm LSXR10 120-347V motion sensor, factory installed on end cap LSXR10ADC 120-347V motion sensor with photocell and hi/lo trim dimming, factory installed on end cap DAYOCC <sup>9,10</sup> Integral sensor, daylighting and occupancy, Philips EasySense SNS102 PAF Paint after fabrication (white) BK Matte black paint color ST Satin aluminum paint color
	3 3' length	30L 3000 lumens				
	4 4' length	40L 4000 lumens 55L 5500 lumens 70L 7000 lumens				
	8 8' length <sup>1</sup>	80L 8000 lumens 110L 11000 lumens 140L 14000 lumens				

- 8' is tandem (2) 4' lenses with single piece 8' body.
- Nominal delivered lumens at 25C ambient.
- Not available in 3' model.
- XDIM option must be specified with 120V or 277V option only.
- Not available in 2' or 3' model.
- Not available in 4' 70L model or 8' 140L model.
- DALI available up to 80L models only, consult factory for other options.
- EMLED on 8' models illuminates 4' section in emergency mode.
- Specify DIM driver with DAYOCC option.
- Not available in 8' 110L or 140L models.

## Accessories (order separately)

- FSSD2L - 2' Diffuse replacement lens
- FSSD3L - 3' Diffuse replacement lens
- FSSD4L - 4' Diffuse replacement lens (order two for 8' models)
- FSSWG4 - 4' wire guard (order two for 8' models)
- FSTH - Sliding hanger bracket (set of two)
- LSXR10 - Low bay PIR motion sensor, 120-277V
- LSXR10ADC - Low bay PIR motion sensor with photocell and hi/lo trim dimming, 120-277V
- (See last page for details and more options)

## General notes

Many luminaire components, such as reflectors, refractors, lenses, sockets, lampholders, and LEDs are made from various types of plastics which can be adversely affected by airborne contaminants. If sulfur based chemicals, petroleum based products, cleaning solutions, or other contaminants are expected in the intended area of use, consult factory for compatibility.



# FSS FluxStream strip LED

2', 3', 4' and 8'

---

## Features

- Compact design for installation in tight spaces
- Frosted acrylic diffuser provides wide light distribution and superior glare control
- Diffuser and LED plate snap into place allowing tool-free access to LED boards and driver
- 2', 3', 4' and 8' tandem lengths available to accommodate many field applications
- Up to 100,000 hour predicted L70 LED lumen maintenance provides long service life to reduce maintenance costs
- Can be surface mounted on ceilings or walls, or suspended via chain, pendants or cables
- Wall mountable – ADA compliant
- Ideal for cold applications (-20°C)
- Continuous row mounting using standard end caps. No extra parts needed
- 7/8" knock out provided at each end and on base of luminaire
- Multiple driver options available with 0-10v as standard
- Enclosed lens minimizes penetration of dust, insects, and other debris into the LED compartment.
- 8' tandem unit is two 4' optical assemblies with a center mullion on a single full length chassis.
- Integral controls options include sensor mounted in control module extension mounted on fixture end (see dimension drawing). Controls are commissioned via intuitive Philips app on a Droid smartphone either through NFC or an IR blaster.
- Fluxstream luminaires are Designlights Consortium® qualified. Please see the DLC QPL list for exact catalog numbers (<http://www.designlights.org/QPL>).
- 5 year manufacturer's limited warranty Visit [www.philips.com/warranties](http://www.philips.com/warranties) for complete warranty information.

## Finish

- Baked white acrylic matte high reflectance paint finish

## Shielding

- Contoured frosted acrylic lens

## Electrical

- LED boards and drivers are RoHS (Restriction of Hazardous Substances) compliant. Total system life rated at 50,000 hours. Predicted L70 lifetime based on LED manufacturer's supplied LM-80 data and in-situ laboratory testing.

## Materials

- Heavy gauge cold rolled steel housing, LED plate, and end caps

## DAYOCC

- Integrated fixture mount Philips EasySense sensor featuring daylight and PIR occupancy sensing
- Compatibility with Philips Advance Xitanium SR Sensor Ready LED drivers
- Features automatic or manual on/off scenarios for code compliance and to realize full energy savings potential
- Basic grouping to a wireless switch via an IR interface with the Philips Field App
- Self-powered single rocker switch Illumra #ZBT-S1AWH (sourced by others), up to 40 luminaires may be grouped to a single switch
- Recommended maximum spacing of 25ft between luminaires, and closest luminaire to wall switch

## Labels

- cETLus listed
- Suitable for damp locations

# FSS FluxStream strip LED

2', 3', 4' and 8'

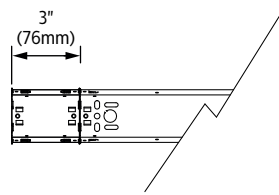
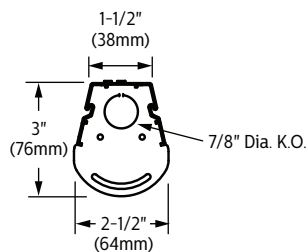
## Performance data

Fixture	Lumens	Wattage	Efficacy
FSS220L	2000lm	17W	123lm/w
FSS330L	3000lm	26W	119lm/w
FSS440L	4000lm	31W	133lm/w
FSS455L	5500lm	45W	129lm/w
FSS470L	7000lm	58W	126lm/w

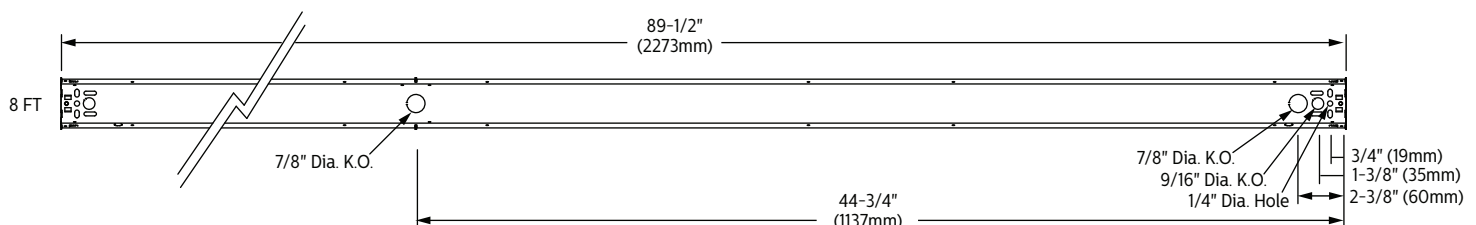
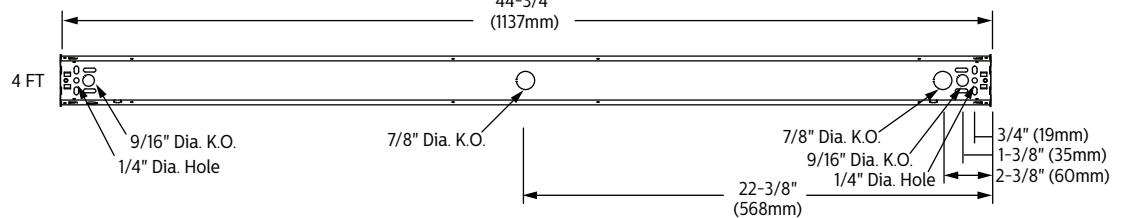
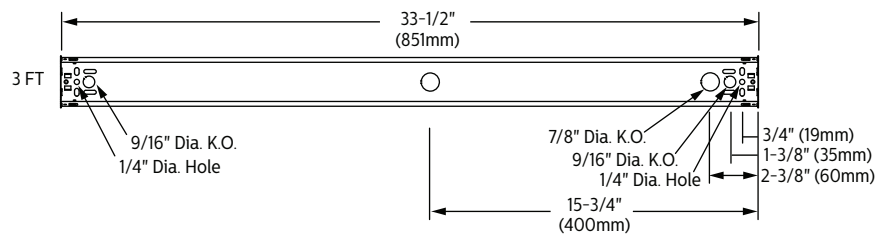
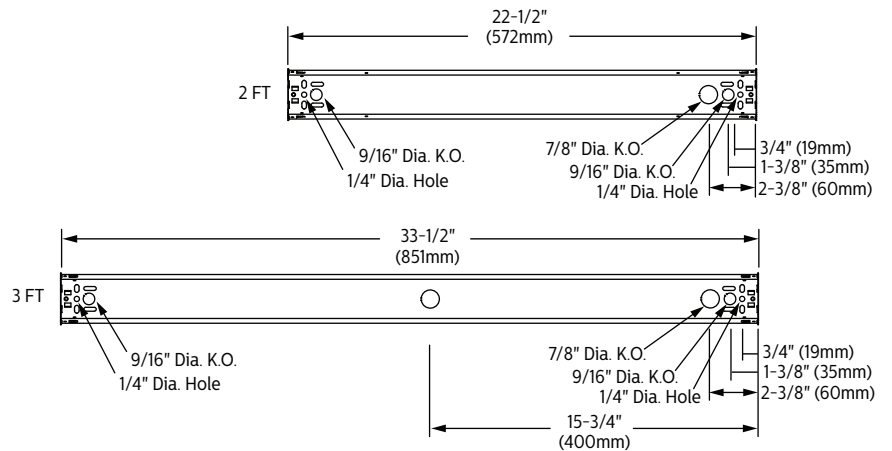
## Ambient temperature data

Configuration	Ambient
FSS470L	-20°C to 30°C
FSS8110L	-20°C to 35°C
FSS8140L	-20°C to 25°C
EMLED option	Minimum 0°C
All others	-20°C to 40°C

## Dimensions



-DAYOCC control module extension



# FSS FluxStream strip LED

2', 3', 4' and 8'

## Photometry

### 2' FluxStream strip LED, 2000 nominal delivered lumens

LER - 123

Catalog No.	FSS220L840-UNV-DIM
Test No.	37164
S/MH	1.2
Lamp Type	LED
Lumens	2034
Input Watts	17

Comparative yearly lighting energy cost per 1000 lumens – **\$1.95** based on 3000 hrs. and \$.08 pwr KWH.

The photometric results were obtained in the Philips Day-Brite laboratory which is NVLAP accredited by the National Institute of Standards and Technology.

Photometric values based on test performed in compliance with LM-79.

#### Candlepower

Angle	End	45	Cross	Back-45
0	644	644	644	644
5	635	641	646	641
15	610	618	626	618
25	520	567	585	567
35	451	474	495	474
45	371	403	432	403
55	284	324	362	324
65	191	243	288	243
75	96	167	218	167
85	18	105	155	105

#### Light Distribution

Degrees	Lumens	% Luminaire
0-30	493	24.2
0-40	790	38.9
0-60	1391	68.4
0-90	1910	93.9
90-180	124	6.1
0-180	2034	100

#### Average Luminance

Zone	End	45°	Cross
45	15155	12916	12955
55	14048	11583	11859
65	12449	10173	10781
75	9646	8758	9839
85	4206	7611	9181

#### Coefficients of Utilization

EFFECTIVE FLOOR CAVITY REFLECTANCE 20 PER (pfc=0.20)									
pfc =	20								
Ceil		80			70			50	
Wall	70	50	30	70	50	30	50	30	
RCR									
0	118	118	118	114	114	114	108	108	
1	106	100	94	102	96	93	92	88	
2	95	86	79	92	83	77	80	73	
3	86	76	67	83	73	66	69	63	
4	79	67	57	77	65	56	61	55	
5	72	59	50	69	57	50	55	47	
6	67	54	45	65	52	44	50	41	
7	61	48	40	59	47	39	45	38	
8	57	44	35	56	42	34	41	34	
9	54	40	32	53	40	32	38	30	
10	51	38	30	49	37	29	35	29	

### 3' FluxStream strip LED, 3000 nominal delivered lumens

LER - 119

Catalog No.	FSS330L840-UNV-DIM
Test No.	37132
S/MH	1.3
Lamp Type	LED
Lumens	3045
Input Watts	26

Comparative yearly lighting energy cost per 1000 lumens – **\$2.02** based on 3000 hrs. and \$.08 pwr KWH.

The photometric results were obtained in the Philips Day-Brite laboratory which is NVLAP accredited by the National Institute of Standards and Technology.

Photometric values based on test performed in compliance with LM-79.

#### Candlepower

Angle	End	45	Cross	Back-45
0	982	982	982	982
5	966	978	980	978
15	927	943	948	943
25	849	869	884	869
35	738	772	795	772
45	609	655	690	655
55	435	505	554	505
65	293	356	414	356
75	148	232	301	232
85	28	129	201	129

#### Light Distribution

Degrees	Lumens	% Luminaire
0-30	759	24.9
0-40	1241	40.8
0-60	2187	71.8
0-90	2918	95.8
90-180	127	4.2
0-180	3045	100

#### Average Luminance

Zone	End	45°	Cross
45	16859	14162	13823
55	14686	12197	12138
65	13174	10098	10376
75	10412	8269	9110
85	4882	6455	7980

#### Coefficients of Utilization

EFFECTIVE FLOOR CAVITY REFLECTANCE 20 PER (pfc=0.20)									
pfc =	20								
Ceil		80			70			50	
Wall	70	50	30	70	50	30	50	30	
RCR									
0	118	118	118	115	115	115	109	109	
1	107	101	96	103	98	93	93	90	
2	96	88	81	93	85	79	81	76	
3	88	77	68	84	75	67	70	65	
4	80	68	58	78	66	57	63	56	
5	73	60	51	70	58	51	56	48	
6	68	55	45	66	53	45	51	44	
7	63	48	40	60	47	40	46	39	
8	58	45	36	56	44	35	42	34	
9	55	40	33	53	40	33	39	32	
10	51	38	30	50	38	30	36	29	

# FSS FluxStream strip LED

2', 3', 4' and 8'

## Photometry

### 4' FluxStream strip LED, 4000 nominal delivered lumens

LER - 133

<b>Catalog No.</b>	FSS440L840-UNV-DIM
<b>Test No.</b>	37259
<b>S/MH</b>	1.3
<b>Lamp Type</b>	LED
<b>Lumens</b>	4130
<b>Input Watts</b>	31

Comparative yearly lighting energy cost per 1000 lumens – **\$1.80** based on 3000 hrs. and \$.08 pwr KWH.

The photometric results were obtained in the Philips Day-Brite laboratory which is NVLAP accredited by the National Institute of Standards and Technology.

Photometric values based on test performed in compliance with LM-79.

#### Candlepower

Angle	End	45	Cross	Back-45
0	1272	1272	1272	1272
5	1250	1265	1277	1265
15	1199	1221	1237	1221
25	1098	1130	1157	1130
35	957	1005	1044	1005
45	791	860	910	860
55	606	690	758	690
65	382	481	598	481
75	194	326	416	326
85	36	196	289	196

#### Light Distribution

Degrees	Lumens	% Luminaire
0-30	986	23.9
0-40	1614	39.1
0-60	2886	69.9
0-90	3905	94.6
90-180	225	5.4
0-180	4130	100

#### Average Luminance

Zone	End	45°	Cross
45	16754	14171	13847
55	15678	12712	12618
65	13207	10415	11375
75	10615	8873	9550
85	5052	7511	8720

#### Coefficients of Utilization

EFFECTIVE FLOOR CAVITY REFLECTANCE 20 PER (pfc=0.20)									
pfc =	20	80			70			50	
Ceil									
Wall	70	50	30		70	50	30	50	30
RCR									
0	118	118	118	114	114	114	108	108	
1	106	101	95	103	97	93	92	89	
2	95	86	80	93	84	78	80	75	
3	86	76	67	83	73	66	69	64	
4	80	67	57	77	65	56	61	55	
5	72	59	51	70	57	50	56	47	
6	68	54	45	65	53	44	50	42	
7	63	48	40	59	47	39	46	38	
8	57	44	35	56	44	34	41	34	
9	54	40	32	53	40	32	38	30	
10	51	38	30	49	37	29	35	28	

### 4' FluxStream strip LED, 5500 nominal delivered lumens

LER - 129

<b>Catalog No.</b>	FSS455L840-UNV-DIM
<b>Test No.</b>	37262
<b>S/MH</b>	1.3
<b>Lamp Type</b>	LED
<b>Lumens</b>	5759
<b>Input Watts</b>	45

Comparative yearly lighting energy cost per 1000 lumens – **\$1.86** based on 3000 hrs. and \$.08 pwr KWH.

The photometric results were obtained in the Philips Day-Brite laboratory which is NVLAP accredited by the National Institute of Standards and Technology.

Photometric values based on test performed in compliance with LM-79.

#### Candlepower

Angle	End	45	Cross	Back-45
0	1788	1788	1788	1788
5	1757	1777	1792	1777
15	1685	1715	1736	1715
25	1544	1585	1623	1585
35	1346	1408	1462	1408
45	1113	1202	1271	1202
55	852	960	1055	960
65	575	712	828	712
75	272	443	610	443
85	50	259	389	259

#### Light Distribution

Degrees	Lumens	% Luminaire
0-30	1384	24
0-40	2264	39.3
0-60	4043	70.2
0-90	5478	95.1
90-180	281	4.9
0-180	5759	100

#### Average Luminance

Zone	End	45°	Cross
45	23558	19796	19347
55	22047	17697	17574
65	19887	15425	15749
75	14898	12084	14023
85	7023	9926	11749

#### Coefficients of Utilization

EFFECTIVE FLOOR CAVITY REFLECTANCE 20 PER (pfc=0.20)									
pfc =	20	80			70			50	
Ceil									
Wall	70	50	30		70	50	30	50	30
RCR									
0	118	118	118	115	115	115	108	108	
1	106	101	95	103	97	93	93	89	
2	95	86	80	93	84	78	80	75	
3	86	76	68	83	73	66	69	64	
4	80	67	57	77	66	56	61	55	
5	72	59	51	70	58	50	56	47	
6	68	54	45	65	53	44	50	42	
7	63	48	40	60	47	39	46	38	
8	57	44	35	56	44	34	41	34	
9	54	40	32	53	40	32	38	30	
10	51	38	30	49	37	29	36	29	

# FSS FluxStream strip LED

2', 3', 4' and 8'

## Photometry

### 4' FluxStream strip LED, 7000 nominal delivered lumens

LER - 126

Catalog No.	FSS470L840-UNV-DIM
Test No.	37265
S/MH	1.3
Lamp Type	LED
Lumens	7275
Input Watts	58

Comparative yearly lighting energy cost per 1000 lumens – \$1.90 based on 3000 hrs. and \$.08 pwr KWH.

The photometric results were obtained in the Philips Day-Brite laboratory which is NVLAP accredited by the National Institute of Standards and Technology.

Photometric values based on test performed in compliance with LM-79.

### Candlepower

Angle	End	45	Cross	Back-45
0	2211	2211	2211	2211
5	2176	2199	2217	2199
15	2088	2124	2148	2124
25	1914	1966	2010	1966
35	1672	1750	1813	1750
45	1379	1502	1580	1502
55	1058	1204	1317	1204
65	714	898	1041	898
75	339	592	776	592
85	63	344	524	344

### Light Distribution

Degrees	Lumens	% Luminaire
0-30	1714	23.6
0-40	2809	38.6
0-60	5028	69.1
0-90	6879	94.6
90-180	396	5.4
0-180	7275	100

### Average Luminance

Zone	End	45°	Cross
45	29203	24745	24050
55	27371	22192	21938
65	24688	19451	19793
75	18540	16135	17825
85	8824	13174	15831

### Coefficients of Utilization

EFFECTIVE FLOOR CAVITY REFLECTANCE 20 PER (pfc=0.20)									
pfc =	20								
Ceil		80			70			50	
Wall	70	50	30	70	50	30	50	30	
RCR									
0	118	118	118	114	114	114	108	108	
1	106	100	95	103	97	93	92	89	
2	95	86	79	92	83	78	80	73	
3	86	76	67	83	73	66	69	63	
4	79	67	57	77	65	56	61	55	
5	72	59	50	69	57	48	55	47	
6	67	54	44	65	52	44	50	41	
7	61	47	40	59	46	39	45	38	
8	57	44	35	56	42	34	40	34	
9	54	40	32	52	40	32	38	30	
10	51	37	29	49	37	29	35	28	

## Accessories



Accessory Catalog Code	Description
FSTH	Sliding hanger bracket (pair)
SV5F12	12" Stem and canopy kit
SV5F18	18" Stem and canopy kit
SV5F24	24" Stem and canopy kit
SV5F36	36" Stem and canopy kit
SV5F48	48" Stem and canopy kit
FKR-126	Chain hanger set (pair)
DACHxx	Adjustable cable hanger kit (single)
DACHxx-1-SC	Adjustable cable hanger kit with white straight 18/3 cord (single)
DACHxx-1-CC	Adjustable cable hanger kit with white coiled 18/3 cord (single)
DACHxx-2-SC	Adjustable cable hanger kit with white straight 18/4 cord (single)
DACHxx-2-CC	Adjustable cable hanger kit with white coiled 18/4 cord (single)
DACHxx-1D-SC	Adjustable cable hanger kit with white straight 18/5 cord with dimming leads (single)
LSXR10	Low bay pir motion sensor (120-277v)
LSXR10ADC	Low bay pir motion sensor with photocell and hi/lo trim dimming (120-277v)
FSSWG4	4' Wire guard (order two for 8' models)
FSSD2L	2' Diffuse replacement lens
FSSD3L	3' Diffuse replacement lens
FSSD4L	4' Diffuse replacement lens (order two for 8' models)

© 2017 Philips Lighting Holding B.V. All rights reserved.  
Philips reserves the right to make changes in specifications and/or to discontinue any product at any time without notice or obligation and will not be liable for any consequences resulting from the use of this publication.  
philips.com/luminaires



Philips Lighting North America Corporation  
200 Franklin Square Drive, Somerset, NJ 08873  
Tel. 855-486-2216

Philips Lighting Canada Ltd.  
281 Hillmount Rd, Markham, ON, Canada L6C 2S3  
Tel. 800-668-9008