

WIREMOLD®

ALA4800 Series Raceway

Architectural Twin Cover Raceway

Available Factory Prewired.

ALA4800 Series Isoduct™ Aluminum Raceway meets the demands of commercial spaces, providing a handsome and effective method of consolidating power and communications cabling. In laboratories, healthcare facilities and upscale office locations, the two-channel, dual-cover aluminum raceway directs power and communication cabling services where required and provides access to one channel at a time.



An ALA4800 Series Raceway installation in a laboratory is both functional and aesthetically pleasing.

FEATURES & BENEFITS

- **Two-Channel, Dual-Cover, 2 1/4" [57mm] deep aluminum raceway.** Accommodates high density communication cabling for networks and phone systems.
- **Snap fit cover.** Provides maximum flexibility for adding or relocating circuits, data openings or electrical devices. Side removal slots limit visibility of any accidental marring during cover removal. Shares cover plates with ALA3800 Series Raceway.
- **Durable, architectural clear anodized finish.** Wipes clean and resists corrosion. Custom colors available upon request. Consult factory for more information.
- **Accommodates standard electrical wiring devices.** Accommodates most installations including single outlets, duplex outlets, NEMA-Locking outlets, GFCI outlets, and Pass & Seymour surge protected outlets.
- **Electrical device identification with self-adhesive polyester labels or optional engraving.** No guesswork or time consuming tracing of circuits. Speeds circuit additions and renovations. (See Device and Raceway labeling Options)
- **Mitered standard fittings.** Provides a complete installation.
- **Increased productivity for the contractor.** Jobs can be packaged by area, floor, or building and shipped per job site requirements.
- **Datacom connectivity options.** Accepts industry standard and proprietary devices from a wide range of manufacturers to provide a seamless and aesthetically pleasing interface for voice, data, audio, and video applications at the point of use.
- **UL5 and ADA Compliant.** Raceway and fittings meet UL5 specifications and can be installed in conformance with ADA requirements.
- **UL Listed commercial outlet centers.** File E317375 Multioutlet assemblies rated to 20A maximum can be provided with listed cord and plug assemblies. These assemblies are optimal for mounting to semi-permanent structures such as shelving and rack displays found in many lab applications.
- **UL and cUL Listed component raceways.** File E4376 Guide RJB T, Fittings: File E41751 Guide RJPR. Meets Article 386 of NEC and meets Section 12-600 of CEC.
- **UL and cUL Listed multioutlet assemblies.** File E15191 Guide PVGT, Fittings: File E41751 Guide RJPR. Meets Article 380 of NEC and meets Section 12-3032 of CEC.

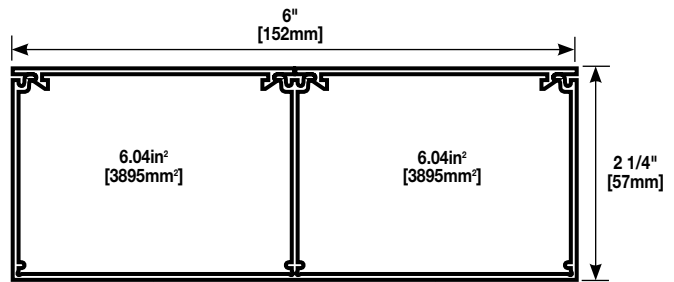
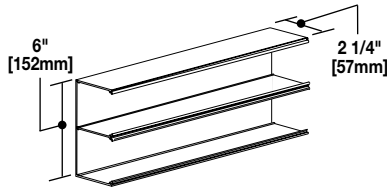
Prewired Raceway is prewired and packed to the job specifications at the factory before shipping to the jobsite.



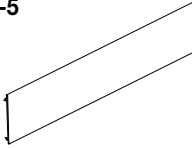
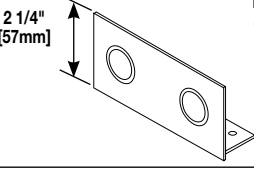
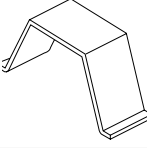
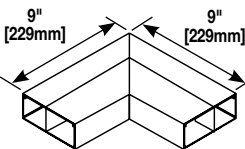
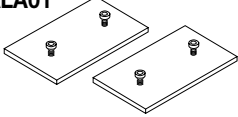
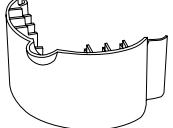
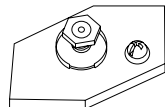
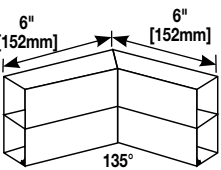
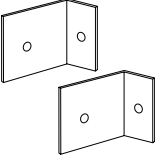
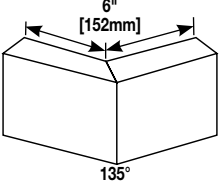
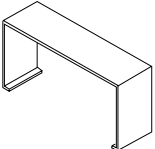
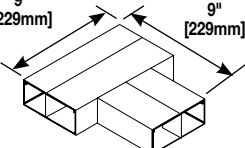
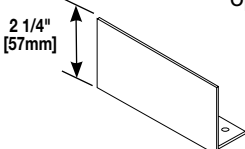
ALA4800 Series Raceway Specifications

ALA4800B-10

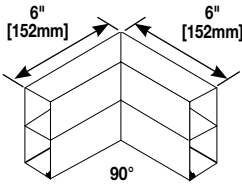
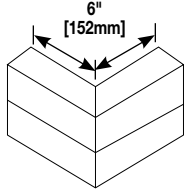
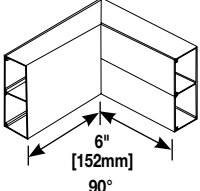
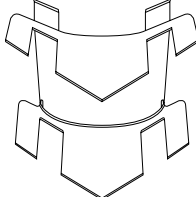
Raceway Base – Satin Anodized finish.
Nominal wall thickness of 0.078" [2mm].
Packed four 10' [3.00m] lengths per carton.



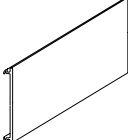
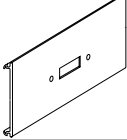
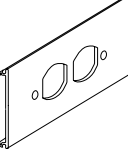
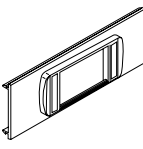
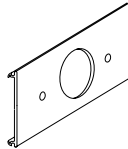
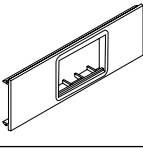
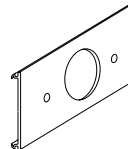
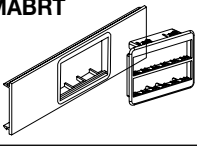
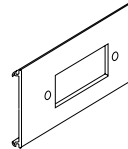
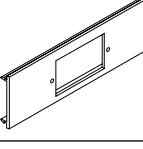
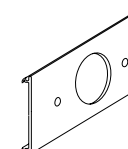
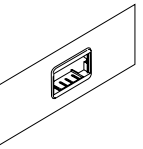
ALA4800 Series Raceway Fittings

Catalog No./Item	Description/Specifications	Catalog No./Item	Description/Specifications
ALAC-5	 Cover – Satin Anodized finish. Nominal wall thickness of 0.078" [1.98mm]. Packed eight 5' [1.50m] lengths per carton.	ALA4810B2	 Entrance End Cap – For feeding raceway. Has two concentric 1/2" and 3/4" knockouts.
ALAWC	 Wire Clip – Holds conductors in place along raceway. Snaps into grooves on base.	ALA4811	 90° Flat Mitered Elbow with Coupling – Makes 90° turns in runs of ALA4800 Series Raceway. Includes four (4) ALA01 Couplings.
ALA01	 Slide Coupling – Connects adjoining sections of ALA4800 Series Raceway base.	ALA11RI	 Bend Radius Control Insert for Flat Elbow – Maintains 2" [51mm] bend radius control for ALA4811 Flat Elbow. For new and retrofit applications whether the cable installation is lay-in or pull-through. One insert required per channel.
ALA09	 Grounding Adapter – Connects to equipment grounding conductor.	ALA4812A	 45° Internal Mitered Elbow with Coupling – Makes 45° internal turns in runs of ALA4800 Series Raceway. Includes four (4) ALA01 Couplings.
ALA17A	 Internal Corner Coupling – Makes internal 90° turn in a raceway run.	ALA4812B	 45° External Mitered Elbow with Coupling – Makes 45° external turns in runs of ALA4800 Series Raceway. Includes four (4) ALA01 Couplings.
ALA4806	 Cover Clip – Covers seam where two sections of ALAC-5 Cover come together.	ALA4815	 Flat Tee with Coupling – Makes branch connections of two runs of ALA4800 Series Raceway. Includes six (6) ALA01 Couplings.
ALA4810B	 Blank End Cap – Closes off open end of raceway.		

ALA4800 Series Raceway Fittings (continued)

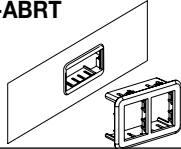
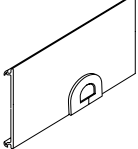
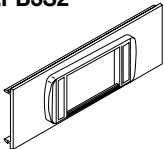
Catalog No./Item	Description/Specifications	Catalog No./Item	Description/Specifications
ALA4817 	Internal Mitered Elbow with Coupling – Makes 90° internal turns in runs of ALA4800 Series Raceway. Includes four (4) ALA01 Couplings.	ALA4818 	External Mitered Elbow with Coupling – Makes 90° external turns in runs of ALA4800 Series Raceway. Includes four (4) ALA01 Couplings.
ALA4817N 	Inverted Internal Mitered Elbow with Coupling – For connecting a vertical run of ALA4800 Series Raceway with a horizontal run of ALA4800 Series Raceway with its cover facing up. Includes four (4) ALA01 Couplings.	ALA17/18RI 	Bend Radius Control Insert for Internal and External Elbow – Maintains 2" [51mm] bend radius control for ALA3817, ALA3817N, and ALA3818 fittings. For new and retrofit applications whether the cable installation is lay-in or pull-through.

ALA4800 Series Raceway Component Device Plates

Catalog No./Item	Description/Specifications	Catalog No./Item	Description/Specifications
ALA-BL 	Blank Cover Plate – Covers a 12" [305mm] section of raceway.	ALA-N 	Toggle Switch Cover Plate – For toggle switch.
ALA-DR 	Duplex Receptacle Cover Plate – Mounts standard duplex devices. Accepts 106 Frame.	ALA-LPB 	Activate LPB Cover Plate – Accepts Activate connectivity inserts. Includes cover and Activate low profile adapter with station label openings. (6A size opening)
ALA-E 	Single Receptacle Cover Plate – 1.40" [36mm] diameter. For straight blade and locking single receptacles.	ALA-MAB 	Activate MAB Cover Plate – Accepts Activate connectivity inserts. Provides a flush installation. Includes adapter.
ALA-F 	Single Receptacle Cover Plate – 1.59" [40mm] diameter. For straight blade and locking single receptacles.	ALA-MABRT 	Ortronics® Cover Plate – Accepts six Ortronics TracJack® or three Series II communications inserts. Both adapters included.
ALA-G 	GFCI/Surge/Decorator Cover Plate – For GFCI or Pass & Seymour surge protection receptacles.	ALA-SG 	Cover Plate with 1 3/4" x 2 3/4" Holecut – Accepts Activate connectivity inserts with a single-gang or angled single-gang face plate (not included).
ALA-J 	Single Receptacle Cover Plate – 2.13" [54mm] diameter. For straight blade or locking single receptacles.	ALA-2A 	Activate 2A Cover Plate – Accepts a single 2A Activate insert.

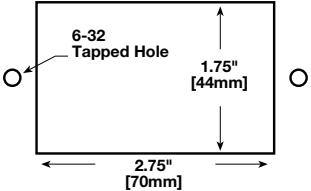
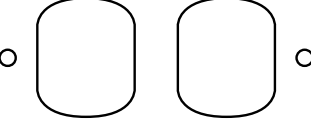
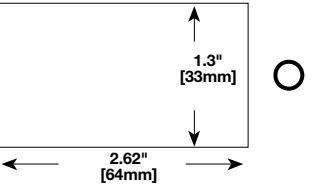
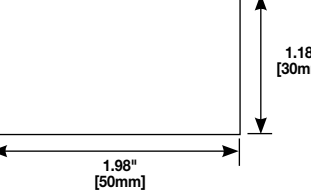

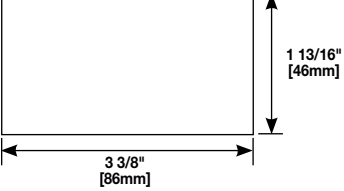
NOTE: All device plates are 12" [305mm] in length.

ALA4800 Series Raceway Component Device Plates (continued)

Catalog No./Item	Description/Specifications
ALA-ABRT 	Ortronics® Cover Plate – Accepts two Ortronics TracJack® or one Series II communication inserts. Both adapters included.
ALA-Z 	3/4" [19.1mm] Grommet/Mousehole Cover Plate – Facilitates the exit of voice or communication cabling. Grommet furnished.
ALA-LPB3S2 	Ortronics® Low Profile Adapter Cover Plate – Accepts Ortronics datacom inserts. 3-Series II Devices Low Profile Adapter included

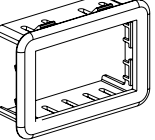
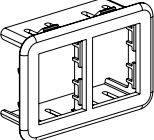
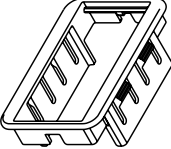
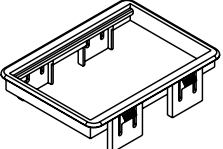
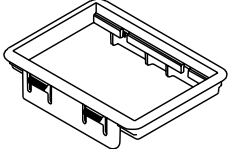
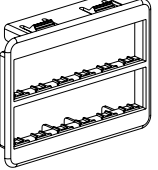
NOTE: All device plates are 12" [305mm] in length.

ALA4800 Series Raceway Communication Openings

<p style="text-align: center;">Wallplate Openings</p>  <p style="text-align: center;">Duplex for Data</p> 	<p style="text-align: center;">Rectangular Openings</p>  <p style="text-align: center;">AB Adapter Openings</p> 	<p style="text-align: center;">Grommet Openings</p> <ul style="list-style-type: none"> 1/4" [6.4mm] Inner Diameter 1/2" [12.7mm] Inner Diameter 3/4" [19.1mm] Inner Diameter Standard 1" [25mm] Inner Diameter  <p style="text-align: center;">Low or High Profile Adapter Openings</p> 
---	---	--

NOTE: Custom openings also available – consult factory for more information.

Communication Adapters

<p style="text-align: center;">Ortronics</p> <div style="display: flex; justify-content: space-around;"> <div style="text-align: center;"> <p>ABS2</p>  <p>Accepts One Series II Module</p> </div> <div style="text-align: center;"> <p>AB2TJ</p>  <p>Accepts Two TracJack Modules</p> </div> </div>	<p style="text-align: center;">Pass & Seymour/Ortronics</p> <p style="text-align: center;">Low Profile Adapter (LPB)</p> <div style="display: flex; justify-content: space-around;"> <div style="text-align: center;"> <p>CM-2AB</p>  <p>Accepts One Activate 2A Module</p> </div> <div style="text-align: center;"> <p>MAB</p>  </div> <div style="text-align: center;"> <p>MAB3S2</p>  </div> <div style="text-align: center;"> <p>MAB6TJ</p>  </div> </div>
---	---

NOTE: Custom openings are also available – consult factory for more information.

ALA4800 Series Raceway Prewired Features

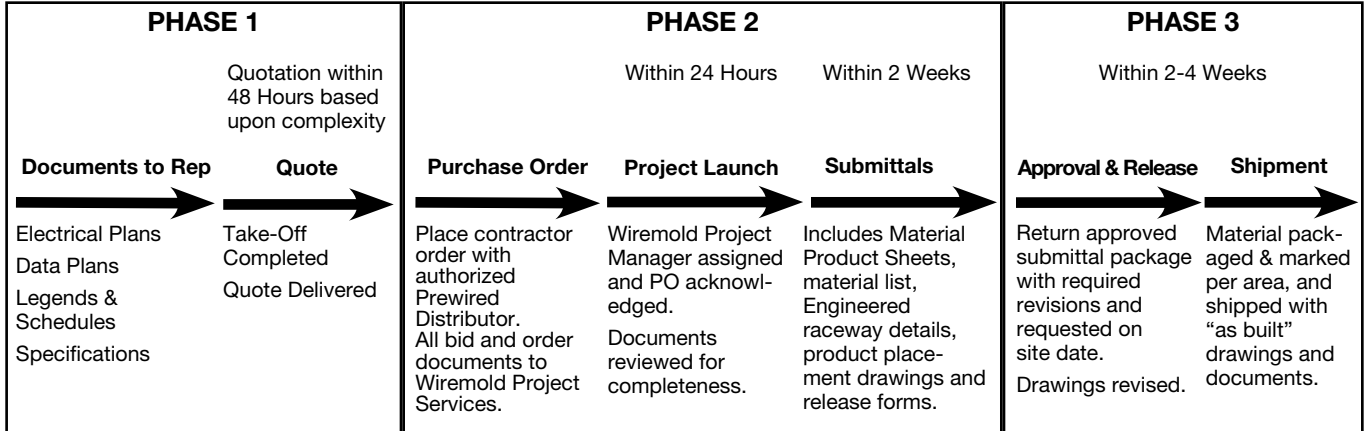
FEATURES	STANDARD	OPTIONS
Communication Devices	Ortronics & Activate Connectivity System Devices	Other manufacturers
Electrical Devices	Pass & Seymour	Other manufacturers
Cover Length	12" [305mm] or 18" [457mm]	24" [610mm], 36" [914mm], custom or continuous
Body Length	Longest = 10' [3.05m], shortest = 1' [305mm]	
Installation	Surface mounted	Flush mounted (recessed)
Finish	Architectural Class II Clear Anodized	Custom colors available, consult factory.*
Fittings	Mitered	Butt joints or custom
Wire Type	THHN Stranded	Options per specification
Wiring Splices	Insulation displacement connectors	Continuous wiring or twist-on wire connector
Grounding Conductors	Wire gauge per National Electrical	Oversized and/or separate grounding wires Code (NEC) and shared grounding wires
Device Identification	Clear self-adhesive polyester label with black letters	Engraved covers, self-adhesive engraved nameplate, colored self-adhesive polyester labels with black letters
Neutrals	Shared neutral	Oversized and/or separate neutral wires
Pigtails	12" [305mm] feeds and receptacle leads	Per specification
Conduit Feeds	Raceway drilled at job site with hole saw	Entrance end cap
Device Mounting	Mounted to cover with 2 counter-sunk #6-32 screws	Device mounting brackets
Record Drawings	3 sets and 2 copies of marked-up blueprints	Per job requirements
Submittal Services	Detailed Submittal	Express Submittal or Submittal Free

* Paint chip required for custom colors.

ALA4800 Series Raceway Ordering Process for Prewired Applications

Detailed Submittal The detailed submittal shows exactly how each raceway run will be built (lengths, number and type of receptacles, wiring schematics, circuiting information, etc.). The contractor and/or distributor must review and correct any information not clearly indicated on the drawings or specs, approve and return before production can be scheduled.

Submittal Free The Prewired Express Building Plan Checklist is filled out by the contractor or distributor and sent along with plans, casework, and specs. No submittal is required and the project is scheduled for production upon receipt of all information.

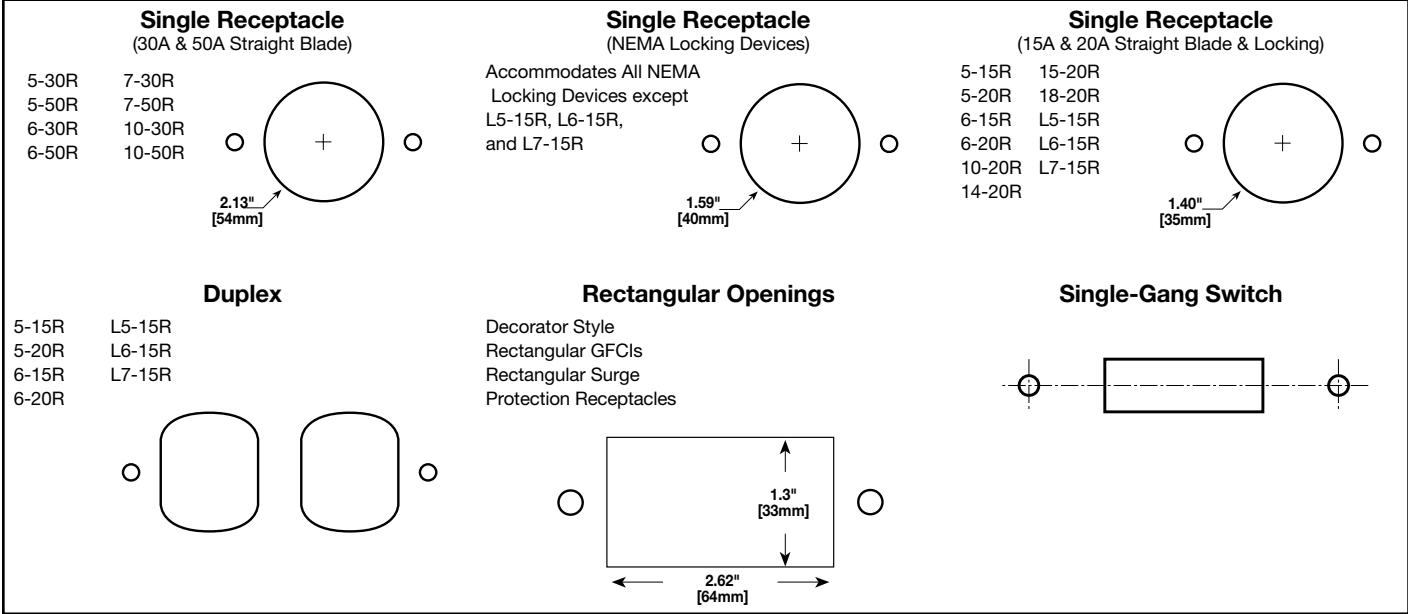


Prewired Raceway gets installers off the job in 1/3 less time than conventional raceway installations.



Wiremold Prewired Raceway is available in a wide range of capacity and configuration options.

ALA4800 Series Raceway Device Openings



NOTE: Custom openings are also available – consult factory for more information.

ALA4800 Series Raceway Device Compatibility for Prewired Applications

NEMA Locking Compatibility

All of the following NEMA locking devices will fit.

L5-15R	L6-15R	L7-15R	L8-20R	L10-20R	L12-20R	L14-20R	L16-20R	L18-20R	L20-20R	L22-20R
L5-20R	L6-20R	L7-20R	L8-30R	L10-30R	L12-30R	L14-30R	L16-30R	L18-30R	L20-30R	L22-30R
L5-30R	L6-30R	L7-30R	L9-20R	L11-20R	L13-20R	L15-20R	L17-20R	L19-20R	L21-20R	L23-20R
			L9-30R	L11-30R	L13-30R	L15-30R	L17-30R	L19-30R	L21-30R	L23-30R

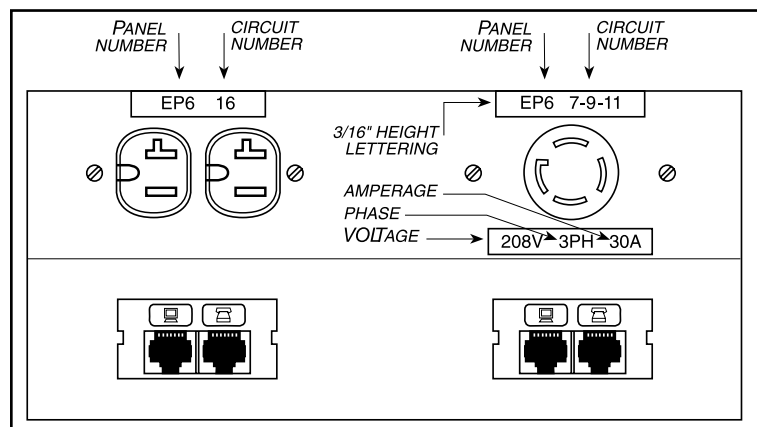
NEMA Straight Blade Compatibility

5-15R	5-20R	5-30R	5-50R	6-20R	6-30R	6-50R	7-30R	7-50R	10-20R	10-30R	10-50R	14-20R	14-30R
Y	Y	Y	Y	Y	Y	Y	Y	Y	Y	Y	Y	Y	Y
14-50R	14-60R	15-20R	15-30R	15-50R	15-60R	18-20R	18-60R	GFCI	SURGE				
Y	1	Y	Y	Y	Y	Y	1	Y	Y				

Y= will fit, N= will not fit, 1= requires adapter box

Device and Raceway Labeling Options

- Device labeling is available in the following materials:
 - Clear self-adhesive polyester labels
 - Other color self-adhesive polyester labels
 - Covers engraved with black lettering
 - Engraved phenolic nameplates with adhesive backing
- The raceway base is labeled with the raceway number and the room or area number(s).
- Data and power requirements can be switched to different channels.



ALA4800 Series Raceway Wire Fill Capacity Charts

ALA4800 Series Raceway Wire Fill Capacities for Data/Communication

CABLE/WIRE TYPE		O.D.		AL4400 40%	AL4520** 40%	ALA4750 40%	ALA3800 40%	ALA4800** 40%	AL7450	
		Inches	[mm]						TOP 40%	BOTTOM 40%
UNSHIELDED TWISTED PAIR	4-pair, 24 AWG Cat. 3	0.190	[4.8]	66	84	69	86	86	71	66
	4-pair, 24 AWG Cat. 5e	0.210	[5.3]	55	69	57	70	70	58	55
	4-pair, 24 AWG Cat. 6	0.250	[6.4]	38	48	40	50	50	41	38
	4-pair, 24 AWG Cat. 6a*	0.354	[9.0]	19	24	20	25	25	20	19
	25-pair, 24 AWG	0.360	[9.1]	19	23	19	24	24	20	19
COAXIAL	RG6/U	0.270	[6.9]	33	41	34	43	43	35	33
FIBER OPTIC	ZipCord	0.118 x 0.236	[3 x 6]	68	85	70	88	88	72	68
	Round 4 Strand Fiber	0.187	[4.7]	69	87	71	89	89	73	69
	Round 6 Strand Fiber	0.256	[6.5]	37	46	38	47	47	39	37

* Category 6 augmented (6a) cable for 10 gigabit ethernet – max allowed cable diameter per addenda No. 11 ANSI TIA/EIA 568-B.2.

** Each compartment.

ALA4800 Series Raceway Wire Fill Capacities for Power (40% Fill Factor)

WIRE SIZE THHN (STRANDED)		ALA3800	AL4400*	AL4520*	AL4750	AL7450		AL4800*
						Single	Dual*	
POWER WIRING WITHOUT DEVICES	8 AWG	41	50	54	35	53	49	41
	10 AWG	56	87	110	61	108	101	56
	12 AWG	98	139	172	97	170	159	98
POWER WIRING WITH GFCI DEVICES (2.04 sq. in.)	8 AWG	30	28	32	13	31	27	30
	10 AWG	42	49	65	22	64	57	42
	12 AWG	73	77	102	35	100	89	73

* Each compartment



Wiremold Prewired Raceway reduces installation time, gets installers off the job faster, and eliminates the need for field cutting.

Contact your local Wiremold Representative or the factory for more information on prewired raceway and assistance in planning your next prewired installation. Our Prewired Raceway Team is ready to help.

NOTES



Electrical Wiring Systems

60 Woodlawn Street
West Hartford, CT 06110
Phone: 1.877.BY.LEGRAND (295-3472)
www.legrand.us

570 Applewood Crescent
Vaughan, Ontario L4K 4B4
Phone: 905.738.9195
www.legrand.ca

