



# DW-100 Dual Technology Wall Switch Occupancy Sensor

High sensitivity and dense coverage for exceptional performance

Color-matched lens and low profile for appealing design



Selectable operation, walk-through, test and presentation modes for increased energy savings and convenience

Defaults to Manual-ON operation for maximum energy savings

Part of a comprehensive line of PIR, Ultrasonic and Dual Technology wall switch sensors

PROJECT
LOCATION/TYPE

## Product Overview

### Description

The DW-100 dual technology wall switch sensor combines the benefits of passive infrared (PIR) and ultrasonic technologies, and can turn lights OFF and ON based on occupancy. It is characterized by high sensitivity to small and large movements, appealing aesthetics, and a variety of features.

### Operation

The DW-100 fits in a single gang junction box. Once the lights are ON, detection by either technology holds lights ON until occupancy is no longer detected and the time delay elapses. DIP switch settings allow for a variety of control options including Auto-ON operation, walk-through and test mode. By default, Auto-ON turns lighting on when both PIR and ultrasonic technologies detect occupancy. Additional DIP switch settings allow the user to choose which sensing technologies turn ON and hold ON the lighting.

### Manual-on Control

Factory default operation is for Manual-ON, so that users turn lights on only when needed. This control strategy is proven to save more energy than Auto-ON, and is required in ASHRAE 90.1-2010. If desired, the DW-100 may be reconfigured to turn lights on automatically.

### Applications

WattStopper's dual technology has the flexibility to work in a variety of applications where one technology alone may not be sufficient. Common applications include small and executive offices, small and medium conference rooms and lunch/break rooms. In addition, dual technology sensors are the perfect choice for ADA-compliant buildings due to lower mounting height requirements.

## Features

- Complies with 2011 NEC requirements
- Detection Signature Processing eliminates false triggers and provides immunity to RFI and EMI
- Zero-crossing for long relay life
- Vandal resistant lens combines precise coverage with durability
- Choice of Manual-ON or Auto-ON operation
- Selectable walk-through mode turns lights off three minutes after the room is initially occupied if no motion is detected after the first 30 seconds
- Test mode allows quick and easy adjustments
- Selectable audible alert for impending shutoff
- In automatic mode, sensor returns automatically to Auto-ON after lights are turned off manually; ideal for presentations
- Four occupancy logic options give users the ability to customize control to meet application needs
- Optional light level sensing with simple setup
- Service mode allows sensor to operate as a service switch in the unlikely event of a failure
- Sensor coverage tested to NEMA Guide Publication WD 7-2000
- Compatible with decorator wall plates
- Qualifies for ARRA-funded public works projects



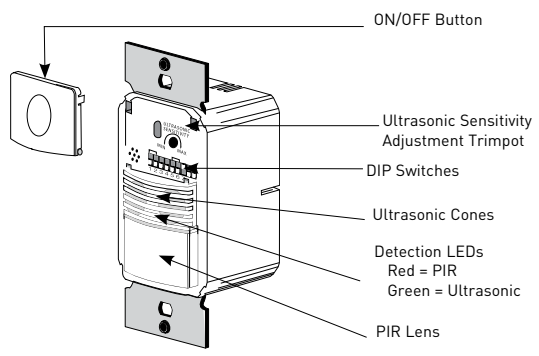
# Specifications

- DW-100: 120/277 VAC; 50/60 Hz  
@ 120 VAC, 0-800 W ballast or tungsten, 1/6 hp  
@ 277 VAC, 0-1200 W ballast
- DW-100-347: 347 VAC; 50/60Hz, 0-1500 W ballast
- Time delays: 5, 15 or 30 minutes, walk-through, test-mode

- Coverage:  
Major motion, PIR 35' x 30', Ultrasonic 20' x 20'  
Minor motion, PIR 20' x 15', Ultrasonic 15' x 15'
- Sensitivity adjustment: PIR (high/low), Ultrasonic (fully variable)
- Dimensions: 2.73" x 1.76" x 1.83"  
{69.3mm x 44.7mm x 46.5mm} L x W x D
- UL and cUL listed
- Five year warranty

# Controls & Settings

## Product Controls



## DIP Switch Settings

<b>Time Delay</b> 1 2	Test	↓	↑
	5 minutes	↓	↑
	15 minutes	↑	↓
	30 minutes	↑	↑

<b>Walk-Through</b> 3	Disabled	↓	↑
	Enabled	↑	↑

<b>PIR Sensitivity</b> 4	High	↓	↑
	Low, 50%	↑	↑

<b>Audible Alert</b> 7	Disabled	↓	↑
	Enabled	↑	↑

<b>ON Mode</b> 8	Auto On	↓	↑
	Manual On	↑	↑

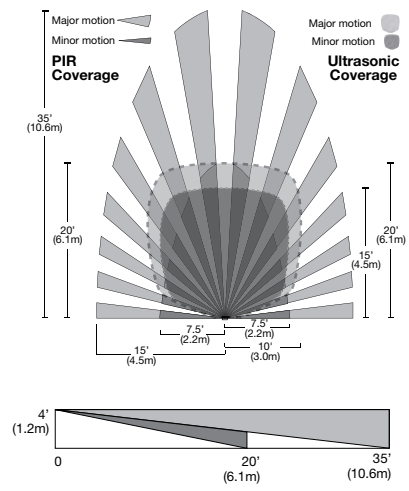
  

<b>Trigger Mode</b>	Initial Occupancy	Both	Either	Either(S)	↓	↑
	Maintain Occupancy	Both	Either	Either(S)	↓	↑
	Re-trigger (seconds duration)	Both	Either	Either(S)	↓	↑
	Standard	Both	Either	Either(S)	↓	↑
	Option A	PIR	PIR	PIR	↑	↑
	Option B	PIR	PIR	PIR	↑	↑
	Option C	Both	Both	Both	↑	↑

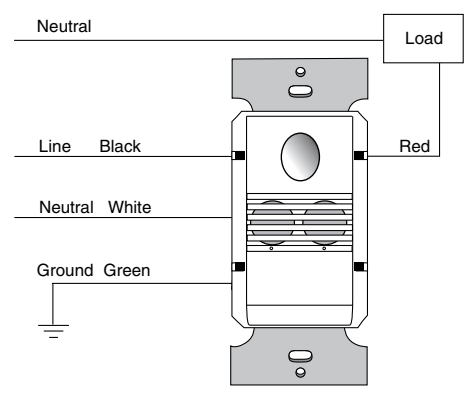
Switch 9 is not used  
 ↑ = ON ↓ = OFF  
 ◀ = Factory Setting

# Coverage & Wiring

## Coverage Pattern



## Wiring Diagram



For best performance, WattStopper recommends using this sensor in spaces no larger than 18' x 15'.

# Ordering Information

Catalog No.	Color	Voltage	Load Rating
<input type="checkbox"/> DW-100-W	White	120/277 VAC; 50/60 Hz	@ 120 VAC, 0-800 W ballast or tungsten, 1/6 hp @ 277 VAC, 0-1200 W ballast
<input type="checkbox"/> DW-100-W-U			
<input type="checkbox"/> DW-100-LA	Lt. Almond		
<input type="checkbox"/> DW-100-I	Ivory		
<input type="checkbox"/> DW-100-I-U			
<input type="checkbox"/> DW-100-G	Grey	347 VAC; 50/60 Hz	0-1500 W ballast
<input type="checkbox"/> DW-100-B	Black		
<input type="checkbox"/> DW-100-347-W	White		
<input type="checkbox"/> DW-100-347-LA	Lt. Almond		
<input type="checkbox"/> DW-100-347-I	Ivory		
<input type="checkbox"/> DW-100-347-G	Grey		
<input type="checkbox"/> DW-100-347-B	Black		

Order wall plate separately.  
 -U = ARRA compliant. Product produced in the U.S.