

# Turnlok® Locking Devices Receptacles, Connectors, Plugs, Inlets, Outlets

4 Wire Non-Grounding 20A, 3øY, 120/208, 277/480 & 347/600V

Pass & Seymour



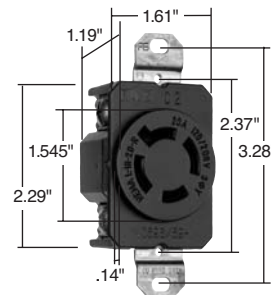
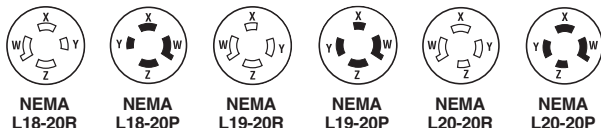
Turnlok® Locking Devices

Receptacles, Connectors, Plugs, Inlets, Outlets

Catalog Number	Rating A. V.	Description/Color	Cord Diameter	NEMA Config. No.	3rd Party Compliance		
					UL498	FSUL WC596	CSA
<b>Receptacles</b>							
L1820-R	20 3øY, 120/208	Single Receptacle		L18-20R	•	•	
L1920-R	20 3øY, 277/480	Single Receptacle		L19-20R	•	•	
L2020-R	20 3øY, 347/600	Single Receptacle		L20-20R	•	•	
<b>Connectors IP20 Suitability</b>							
L1820-C	20 3øY, 120/208	Black Back, White Front Body	.385"-1.150"	L18-20R	•	•	•
L1920-C	20 3øY, 277/480	Black Back, White Front Body	.385"-1.150"	L19-20R	•	•	•
L2020-C	20 3øY, 347/600	Black Back, White Front Body	.385"-1.150"	L20-20R	•	•	•
<b>Plugs IP20 Suitability</b>							
L1820-P	20 3øY, 120/208	Black Back, White Front Body	.385"-1.150"	L18-20P	•	•	•
L1920-P	20 3øY, 277/480	Black Back, White Front Body	.385"-1.150"	L19-20P	•	•	•
L2020-P	20 3øY, 347/600	Black Back, White Front Body	.385"-1.150"	L20-20P	•	•	•
<b>Flanged Inlets &amp; Outlets</b>							
L1820-FI	20 3øY, 120/208	Gray Inlet		L18-20P	•	•	•
L1820-FO	20 3øY, 120/208	Gray Outlet		L18-20R	•	•	•
L1920-FI	20 3øY, 277/480	Gray Inlet		L19-20P	•	•	•
L1920-FO	20 3øY, 277/480	Gray Outlet		L19-20R	•	•	•
L2020-FI	20 3øY, 347/600	Gray Inlet		L20-20P	•	•	•
L2020-FO	20 3øY, 347/600	Gray Outlet		L20-20R	•	•	•

Reference Pages H-31 and H-32 for Accessories.


4 Pole, 4 Wire



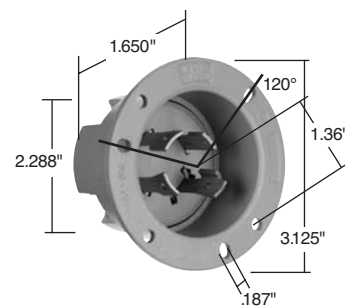
20A Receptacle



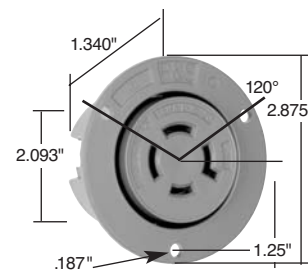
20A Connector



20A Plug



L1820, L1920, L2020-FI




L1820, L1920, L2020-FO

All devices listed on this page conform to NEMA WD-1 and WD-6.




# Turnlok® Locking Devices Receptacles, Connectors, Plugs, Inlets, Outlets


4 Wire Non-Grounding 30A, 3øY, 120/208, 277/480 & 347/600V



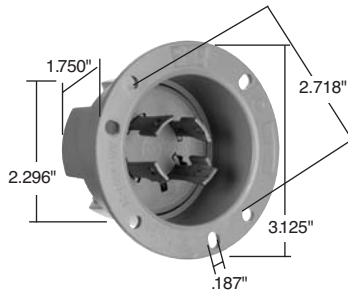
30A Receptacle



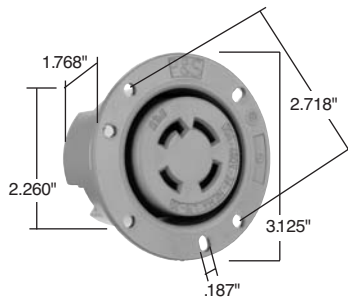
30A Connector



30A Plug



L1830, L1930, L2030-FI

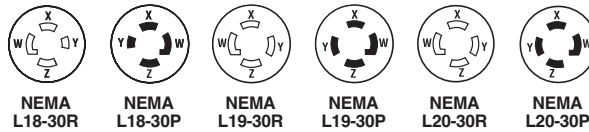


L1830, L1930, L2030-FO

Catalog Number	Rating A. V.	Description/Color	Cord Diameter	NEMA Config. No.	3rd Party Compliance		
					UL498	FSUL WC596	CSA
<b>Receptacles</b>							
L1830-R	30 3øY, 120/208	Single Receptacle		L18-30R	•		
L1930-R	30 3øY, 277/480	Single Receptacle		L19-30R	•		
L2030-R	30 3øY, 347/600	Single Receptacle		L20-30R	•		
<b>Connectors IP20 Suitability</b>							
L1830-C	30 3øY, 120/208	Black Back, White Front Body	.385"-1.150"	L18-30R	•		
L1930-C	30 3øY, 277/480	Black Back, White Front Body	.385"-1.150"	L19-30R	•		
L2030-C	30 3øY, 347/600	Black Back, White Front Body	.385"-1.150"	L20-30R	•		
<b>Plugs IP20 Suitability</b>							
L1830-P	30 3øY, 120/208	Black Back, White Front Body	.385"-1.150"	L18-30P	•		
L1930-P	30 3øY, 277/480	Black Back, White Front Body	.385"-1.150"	L19-30P	•		
L2030-P	30 3øY, 347/600	Black Back, White Front Body	.385"-1.150"	L20-30P	•		
<b>Flanged Inlets &amp; Outlets</b>							
L1830-FI	30 3øY, 120/208	Gray Inlet		L18-30P	•		
L1830-FO	30 3øY, 120/208	Gray Outlet		L18-30R	•		
L1930-FI	30 3øY, 277/480	Gray Inlet		L19-30P	•		
L1930-FO	30 3øY, 277/480	Gray Outlet		L19-30R	•		
L2030-FI	30 3øY, 347/600	Gray Inlet		L20-30P	•		
L2030-FO	30 3øY, 347/600	Gray Outlet		L20-30R	•		

Reference Pages H-31 and H-32 for Accessories.

4 Pole, 4 Wire



NEMA L18-30R NEMA L18-30P NEMA L19-30R NEMA L19-30P NEMA L20-30R NEMA L20-30P

# Turnlok® Locking Devices Receptacles, Connectors, Plugs, Inlets, Outlets

5 Wire Grounding 20A, 3øY, 120/208, 277/480 & 347/600V

Pass & Seymour



Turnlok® Locking Devices

Receptacles, Connectors, Plugs, Inlets, Outlets

Catalog Number	Rating A. V.	Description/Color	Cord Diameter	NEMA Config. No.	3rd Party Compliance		
					UL498	FSUL WC596	CSA
<b>Receptacles</b>							
L2120-R	20 3øY, 120/208	Single Receptacle		L21-20R	•	•	•
IGL2120-R	20 3øY, 120/208	Single Receptacle, Orange		L21-20R	•	•	•
L2220-R	20 3øY, 277/480	Single Receptacle		L22-20R	•	•	•
IGL2220-R	20 3øY, 277/480	Single Receptacle, Orange		L21-20R	•	•	•
L2320-R	20 3øY, 347/600	Single Receptacle		L23-20R	•	•	•
IGL2320-R	20 3øY, 347/600	Single Receptacle, Orange		L23-20R	•	•	•
<b>Connectors IP20 Suitability</b>							
L2120-C	20 3øY, 120/208	Black Back, White Front Body	.385"-1.150"	L21-20R	•	•	•
L2220-C	20 3øY, 277/480	Black Back, White Front Body	.385"-1.150"	L22-20R	•	•	•
L2220-CBK	20 3øY, 277/480	Black Back, Black Front Body	.385"-1.150"	L22-20R	•	•	•
L2320-C	20 3øY, 347/600	Black Back, White Front Body	.385"-1.150"	L23-20R	•	•	•
<b>Plugs IP20 Suitability</b>							
L2120-P	20 3øY, 120/208	Black Back, White Front Body	.385"-1.150"	L21-20P	•	•	•
L2220-P	20 3øY, 277/480	Black Back, White Front Body	.385"-1.150"	L22-20P	•	•	•
L2220-PBK	20 3øY, 277/480	Black Back, Black Front Body	.385"-1.150"	L22-20P	•	•	•
L2320-P	20 3øY, 347/600	Black Back, White Front Body	.385"-1.150"	L23-20P	•	•	•
<b>Flanged Inlets &amp; Outlets</b>							
L2120-FI	20 3øY, 120/208	Gray Inlet		L21-20P	•	•	•
L2120-FO	20 3øY, 120/208	Gray Outlet		L21-20R	•	•	•
L2220-FI	20 3øY, 277/480	Gray Inlet		L22-20P	•	•	•
L2220-FIBK	20 3øY, 277/480	Black Inlet		L22-20P	•	•	•
L2220-FO	20 3øY, 277/480	Gray Outlet		L22-20R	•	•	•
L2220-FOBK	20 3øY, 277/480	Black Outlet		L22-20R	•	•	•
L2320-FI	20 3øY, 347/600	Gray Inlet		L23-20P	•	•	•
L2320-FO	20 3øY, 347/600	Gray Outlet		L23-20R	•	•	•

Reference Pages H-31 and H-32 for Accessories.

4 Pole, 5 Wire



NEMA L21-20R



NEMA L21-20P



NEMA L22-20R



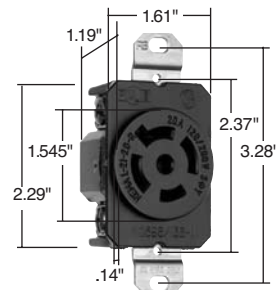
NEMA L22-20P




NEMA L23-20R



NEMA L23-20P



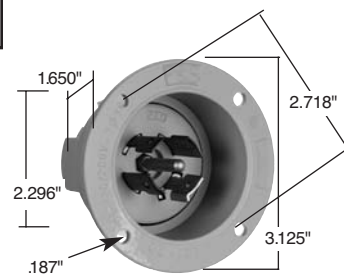
20A Receptacle



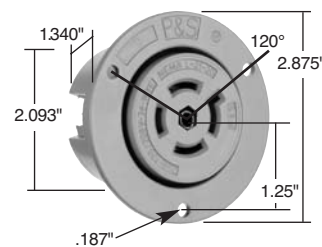
20A Connector



20A Plug



L2120, L2220, L2320-FI



L2120, L2220, L2320-FO


All devices listed on this page conform to NEMA WD-1 and WD-6.

Pass & Seymour



# Turnlok® Locking Devices Receptacles, Connectors, Plugs, Inlets, Outlets


5 Wire Grounding 30A, 3øY, 120/208, 277/480 & 347/600V



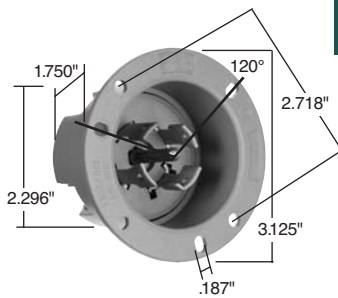
30A Receptacle



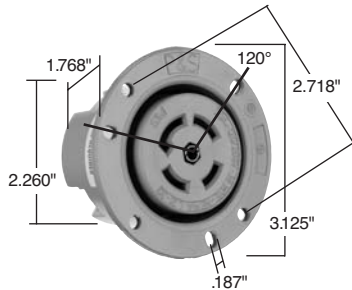
30A Connector



30A Plug



L2130, L2230, L2330-FI



L2130, L2230, L2330-FO

Catalog Number	Rating A. V.	Description/Color	Cord Diameter	NEMA Config. No.	3rd Party Compliance		
					UL UL498	FSUL WC596	CSA
<b>Receptacles</b>							
L2130-R	30 3øY, 120/208	Single Receptacle		L21-30R	•	•	•
IGL2130-R	30 3øY, 120/208	Single Receptacle, Orange		L21-30R	•		•
L2230-R	30 3øY, 277/480	Single Receptacle		L22-30R	•	•	•
IGL2230-R	30 3øY, 277/480	Single Receptacle, Orange		L22-30R	•		•
L2330-R	30 3øY, 347/600	Single Receptacle		L23-30R	•	•	•
IGL2330-R	30 3øY, 347/600	Single Receptacle, Orange		L23-30R	•		•
<b>Connectors IP20 Suitability</b>							
L2130-C	30 3øY, 120/208	Black Back, White Front Body	.385"-1.150"	L21-30R	•	•	•
L2230-C	30 3øY, 277/480	Black Back, White Front Body	.385"-1.150"	L22-30R	•	•	•
L2230-CBK	30 3øY, 277/480	Black Back, Black Front Body	.385"-1.150"	L22-30R	•	•	•
L2330-C	30 3øY, 347/600	Black Back, White Front Body	.385"-1.150"	L23-30R	•	•	•
<b>Plugs IP20 Suitability</b>							
L2130-P	30 3øY, 120/208	Black Back, White Front Body	.385"-1.150"	L21-30P	•	•	•
L2230-P	30 3øY, 277/480	Black Back, White Front Body	.385"-1.150"	L22-30P	•	•	•
L2230-PBK	30 3øY, 277/480	Black Back, Black Front Body	.385"-1.150"	L22-30P	•	•	•
L2330-P	30 3øY, 347/600	Black Back, White Front Body	.385"-1.150"	L23-30P	•	•	•
<b>Flanged Inlets &amp; Outlets</b>							
L2130-FI	30 3øY, 120/208	Gray Inlet		L21-30P	•		•
L2130-FO	30 3øY, 120/208	Gray Outlet		L21-30R	•		•
L2230-FI	30 3øY, 277/480	Gray Inlet		L22-30P	•		•
L2230-FIBK	30 3øY, 277/480	Black Inlet		L22-30P	•		•
L2230-FO	30 3øY, 277/480	Gray Outlet		L22-30R	•		•
L2230-FOBK	30 3øY, 277/480	Black Outlet		L22-30R	•		•
L2330-FI	30 3øY, 347/600	Gray Inlet		L23-30P	•		•
L2330-FO	30 3øY, 347/600	Gray Outlet		L23-30R	•		•

Reference Pages H-31 and H-32 for Accessories.

4 Pole, 5 Wire



NEMA  
L21-30R



NEMA  
L21-30P



NEMA  
L22-30R



NEMA  
L22-30P



NEMA  
L23-30R



NEMA  
L23-30P

# Turnlok® Locking Devices Angle Devices


3 Wire 15A, 125 & 250V, 277VAC  
3, 4 & 5 Wire 15, 20 & 30A Adapters

Pass & Seymour



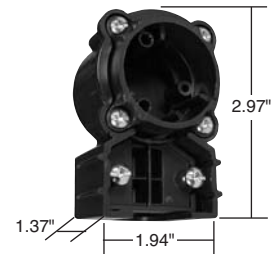
## Features

- Angle plugs and adapters both allow for 4-position face rotation. 20/30A 3 Wire Turnlok® Right Angle Adapters are adjustable up to 8 positions.
- Angle adapters (sold separately) will accommodate all P&S Turnlok style plugs and connectors on a retrofit basis. Simply remove the straight handle body from the plug or connector face assembly, and replace with the angle adapter.
- Tri-drive assembly and cord-grip screws are standard on all angle plugs and adapters.
- Angle plugs and adapters have the same wide cord diameter range (.230"-1.150") that is present on all Turnlok plugs and connectors.


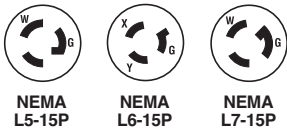


15 Amp  
Angle Plug

Catalog Number	Rating A. V.	Description/Color	Cord Diameter	NEMA Config. No.	3rd Party Compliance	
					UL UL498	FSUL WC596
<b>Plugs</b>						
PS4720-SSAN	15 125	Black Back Body, White Front Body	.230"-.655"	L5-15P	•	•
PSL615-PAN	15 250	Black Back Body, White Front Body	.230"-.690"	L6-15P	•	•
PSL715-PAN	15 277	Black Back Body, White Front Body	.230"-.690"	L7-15P	•	•




L15-AN



L20303-AN

Catalog Number	Description
<b>Accessories</b>	
L15-AN	15A Turnlok Right Angle Adapter
L20303-AN	20/30A 3 Wire Turnlok Right Angle Adapter
L203045-AN	20/30A 4 and 5 Wire Turnlok Right Angle Adapter



L203045-AN