

Turnlok® Locking Devices Receptacles, Connectors, Plugs, Inlets, Outlets

3 Wire Grounding 20A, 125 & 250V, 277VAC

Pass & Seymour



Turnlok® Locking Devices

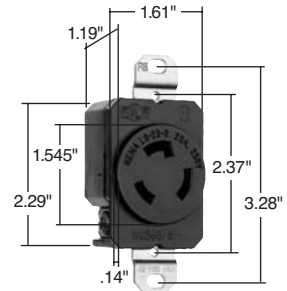
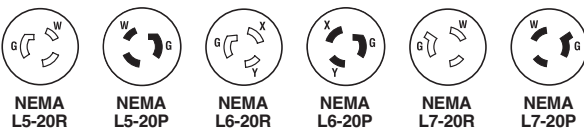
Receptacles, Connectors, Plugs, Inlets, Outlets

Catalog Number	Rating A. V.	Description/Color	Cord Diameter	NEMA Config. No.	3rd Party Compliance		
					UL498	FSUL WC596	CSA
Receptacles							
L520-R	20 125	Single Receptacle		L5-20R	•	•	•
IGL520-R	20 125	Single Receptacle, Orange		L5-20R	•	•	•
CRL520-R	20 125	Single Receptacle, Corrosion-Resistant		L5-20R	•	•	•
L620-R	20 250	Single Receptacle		L6-20R	•	•	•
IGL620-R	20 250	Single Receptacle, Orange		L6-20R	•	•	•
L720-R	20 277*	Single Receptacle		L7-20R	•	•	•
IGL720-R	20 277*	Single Receptacle, Orange		L7-20R	•	•	•
Connectors IP20 Suitability							
L520-C	20 125	Black Back, White Front Body	.385"-1.150"	L5-20R	•	•	•
L520-CBK	20 125	Black Back, Black Front Body	.385"-1.150"	L5-20R	•	•	•
CRL520-C	20 125	Corrosion-Resistant, Yellow Back, White Front Body	.385"-1.150"	L5-20R	•	•	•
L620-C	20 250	Black Back, White Front Body	.385"-1.150"	L6-20R	•	•	•
CRL620-C	20 250	Corrosion-Resistant, Yellow Back, White Front Body	.385"-1.150"	L6-20R	•	•	•
L720-C	20 277*	Black Back, White Front Body	.385"-1.150"	L7-20R	•	•	•
Plugs IP20 Suitability							
L520-P	20 125	Black Back, White Front Body	.385"-1.150"	L5-20P	•	•	•
L520-PBK	20 125	Black Back, Black Front Body	.385"-1.150"	L5-20P	•	•	•
CRL520-P	20 125	Corrosion-Resistant, Yellow Back, White Front Body	.385"-1.150"	L5-20P	•	•	•
L620-P	20 250	Black Back, White Front Body	.385"-1.150"	L6-20P	•	•	•
CRL620-P	20 250	Corrosion-Resistant, Yellow Back, White Front Body	.385"-1.150"	L6-20P	•	•	•
L720-P	20 277*	Black Back, White Front Body	.385"-1.150"	L7-20P	•	•	•
Flanged Inlets & Outlets							
L520-FI	20 125	Gray Inlet		L5-20P	•	•	•
L520-FO	20 125	Gray Outlet		L5-20R	•	•	•
L620-FI	20 250	Gray Inlet		L6-20P	•	•	•
L620-FO	20 250	Gray Outlet		L6-20R	•	•	•
L720-FI	20 277*	Gray Inlet		L7-20P	•	•	•
L720-FO	20 277*	Gray Outlet		L7-20R	•	•	•


*AC only.

Reference Pages H-31 and H-32 for Accessories.

2 Pole, 3 Wire



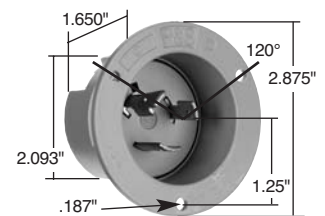
20A Receptacle



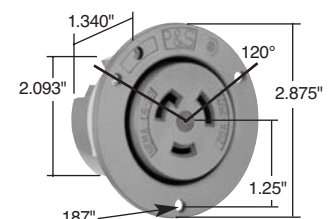
20A Connector



20A Plug



L520, L620, L720-FI

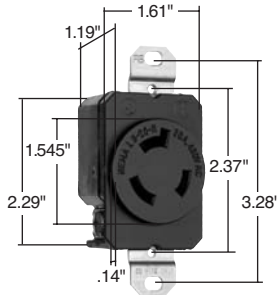


L520, L620, L720-FO


All devices listed on this page conform to NEMA WD-1 and WD-6.

Turnlok® Locking Devices Receptacles, Connectors, Plugs, Inlets, Outlets

3 Wire Grounding 20A, 347, 480 & 600V



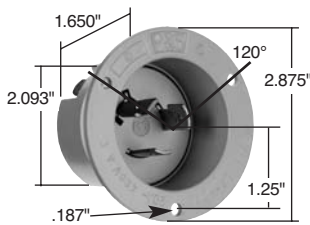
20A Receptacle



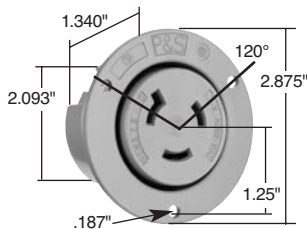
20A Connector



20A Plug



L820, L920-FI



L820, L920-FO

Catalog Number	Rating A. V.	Description/Color	Cord Diameter	NEMA Config. No.	3rd Party Compliance		
					UL498	FSUL WC596	CSA
Receptacles							
L820-R	20 480	Single Receptacle		L8-20R	•	•	
IgL820-R	20 480	Single Receptacle, Orange		L8-20R	•	•	
L920-R	20 600	Single Receptacle		L9-20R	•	•	
L3720-R	20 347	Single Receptacle		L24-20R	•	•	
Connectors IP20 Suitability							
L820-C	20 480	Black Back, White Front Body	.385"-1.150"	L8-20R	•	•	
L920-C	20 600	Black Back, White Front Body	.385"-1.150"	L9-20R	•	•	
L3720-C	20 347	Black Back, White Front Body	.385"-1.150"	L24-20R	•	•	
Plugs IP20 Suitability							
L820-P	20 480	Black Back, White Front Body	.385"-1.150"	L8-20P	•	•	
L920-P	20 600	Black Back, White Front Body	.385"-1.150"	L9-20P	•	•	
L3720-P	20 347	Black Back, White Front Body	.385"-1.150"	L24-20P	•	•	
Flanged Inlets & Outlets							
L820-FI	20 480	Gray Inlet		L8-20P	•	•	
L820-FO	20 480	Gray Outlet		L8-20R	•	•	
L920-FI	20 600	Gray Inlet		L9-20P	•	•	
L920-FO	20 600	Gray Outlet		L9-20R	•	•	
L3720-FO	20 347	Gray Outlet		L24-20R	•	•	

Reference Pages H-31 and H-32 for Accessories.

2 Pole, 3 Wire



Turnlok® Locking Devices Receptacles, Connectors, Plugs, Inlets, Outlets

3 Wire Grounding 30A, 125 & 250V, 277VAC

Pass & Seymour



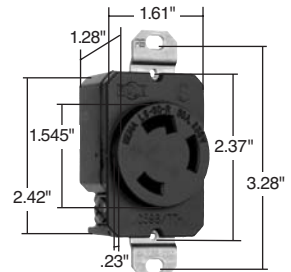
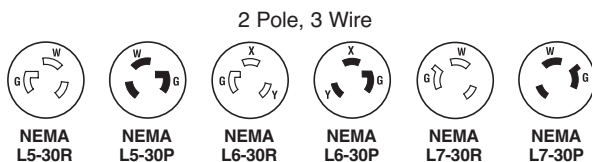
Turnlok® Locking Devices

Receptacles, Connectors, Plugs, Inlets, Outlets


Catalog Number	Rating A. V.	Description/Color	Cord Diameter	NEMA Config. No.	3rd Party Compliance		
					UL498	FSUL WC596	CSA
Receptacles							
L530-R	30 125	Single Receptacle		L5-30R	•	•	•
IGL530-R	30 125	Single Receptacle, Orange		L5-30R	•	•	•
CRL530-R	30 125	Single Receptacle, Corrosion-Resistant		L5-30R	•	•	•
L630-R	30 250	Single Receptacle		L6-30R	•	•	•
IGL630-R	30 250	Single Receptacle, Orange		L6-30R	•	•	•
L730-R	30 277*	Single Receptacle		L7-30R	•	•	•
Connectors IP20 Suitability							
L530-C	30 125	Black Back, White Front Body	.385"-1.150"	L5-30R	•	•	•
L530-CBK	30 125	Black Back, Black Front Body	.385"-1.150"	L5-30R	•	•	•
CRL530-C	30 125	Corrosion-Resistant, Yellow Back, White Front Body	.385"-1.150"	L5-30R	•	•	•
L630-C	30 250	Black Back, White Front Body	.385"-1.150"	L6-30R	•	•	•
CRL630-C	30 250	Corrosion-Resistant, Yellow Back, White Front Body	.385"-1.150"	L6-30R	•	•	•
L730-C	30 277*	Black Back, White Front Body	.385"-1.150"	L7-30R	•	•	•
Plugs IP20 Suitability							
L530-P	30 125	Black Back, White Front Body	.385"-1.150"	L5-30P	•	•	•
L530-PBK	30 125	Black Back, Black Front Body	.385"-1.150"	L5-30P	•	•	•
CRL530-P	30 125	Corrosion-Resistant, Yellow Back, White Front Body	.385"-1.150"	L5-30P	•	•	•
L630-P	30 250	Black Back, White Front Body	.385"-1.150"	L6-30P	•	•	•
CRL630-P	30 250	Corrosion-Resistant, Yellow Back, White Front Body	.385"-1.150"	L6-30P	•	•	•
L730-P	30 277*	Black Back, White Front Body	.385"-1.150"	L7-30P	•	•	•
Flanged Inlets & Outlets							
L530-FI	30 125	Gray Inlet		L5-30P	•	•	•
L530-FO	30 125	Gray Outlet		L5-30R	•	•	•
L630-FI	30 250	Gray Inlet		L6-30P	•	•	•
L630-FO	30 250	Gray Outlet		L6-30R	•	•	•
L730-FI	30 277*	Gray Inlet		L7-30P	•	•	•
L730-FO	30 277*	Gray Outlet		L7-30R	•	•	•

*AC only.

Reference Pages H-31 and H-32 for Accessories.



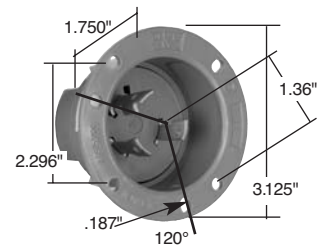
30A Receptacle



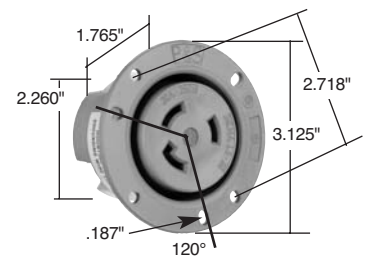
30A Connector



30A Plug



L530, L630, L730-FI



L530, L630, L730-FO

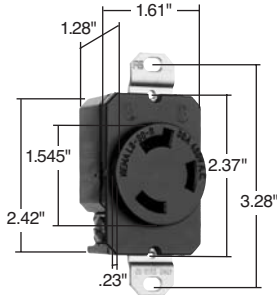
All devices listed on this page conform to NEMA WD-1 and WD-6.

Pass & Seymour




Turnlok® Locking Devices Receptacles, Connectors, Plugs, Inlets, Outlets


3 Wire Grounding 30A, 480 & 600V



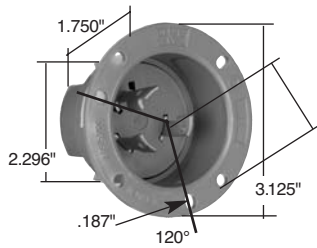
30A Receptacle



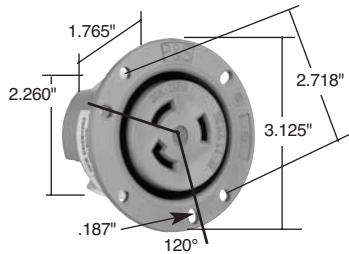
30A Connector



30A Plug



L830, L930-FI

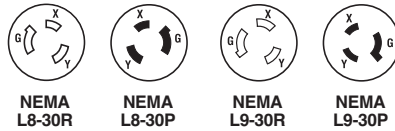


L830, L930-FO

Catalog Number	Rating A. V.	Description/Color	Cord Diameter	NEMA Config. No.	3rd Party Compliance		
					UL498	FSUL WC596	CSA
Receptacles							
L830-R	30 480	Single Receptacle		L8-30R	•	•	•
L930-R	30 600	Single Receptacle		L9-30R	•	•	•
Connectors IP20 Suitability							
L830-C	30 480	Black Back, White Front Body	.385"-1.150"	L8-30R	•	•	•
L930-C	30 600	Black Back, White Front Body	.385"-1.150"	L9-30R	•	•	•
Plugs IP20 Suitability							
L830-P	30 480	Black Back, White Front Body,	.385"-1.150"	L8-30P	•	•	•
L930-P	30 600	Black Back, White Front Body	.385"-1.150"	L9-30P	•	•	•
Flanged Inlets & Outlets							
L830-FI	30 480	Gray Inlet		L8-30P	•		•
L830-FO	30 480	Gray Outlet		L8-30R	•		•
L930-FI	30 600	Gray Inlet		L9-30P	•		•
L930-FO	30 600	Gray Outlet		L9-30R	•		•

Reference Pages H-31 and H-32 for Accessories.

2 Pole, 3 Wire



NEMA L8-30R

NEMA L8-30P

NEMA L9-30R

NEMA L9-30P

Turnlok® Locking Devices Receptacles, Connectors, Plugs, Inlets, Outlets

3 Wire Grounding & Non-Grounding
10 & 15A, 125 & 250V; 20 & 30A, 125/250 & 250V

Pass & Seymour



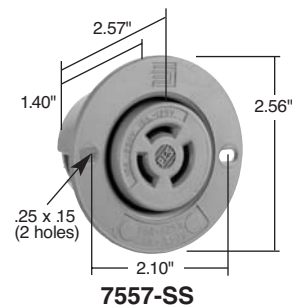
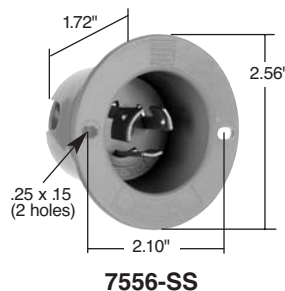
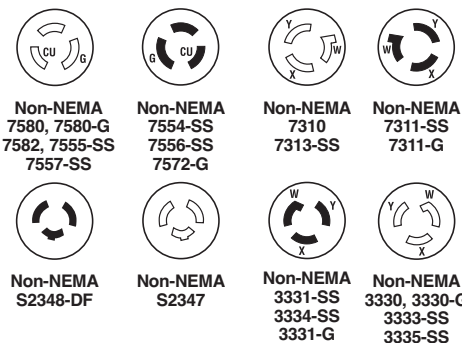

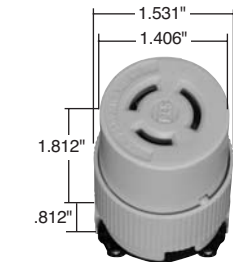
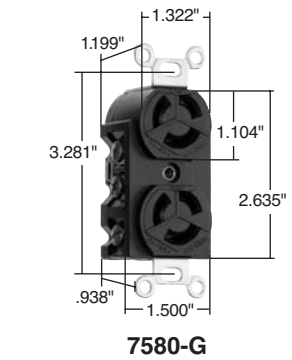
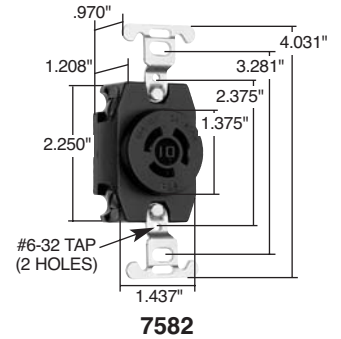
Turnlok® Locking Devices

Receptacles, Connectors, Plugs, Inlets, Outlets

Catalog Number	Rating		Description/Color	Cord Diameter	3rd Party Compliance		
	A.	V.			UL UL498	FSUL WC596	CSA
Receptacles							
7582*	15	125	Single Receptacle				
7580	15	125	Duplex Receptacle				
7580-G	15	125	Duplex Receptacle, Grounding				
7310*	20	125/250	Single Receptacle				
3330	30	125/250	Single Receptacle				
3330-G	30	125/250	Single Receptacle, Grounding				
Connectors IP20 Suitability							
7555-SS*	15	125	Yellow	.296"-.625"			
7555-G	15	125	High-Visibility Yellow	.280"-.710"			
7313-SS	20	125/250	Black Back, White Front Body	.385"-1.150"	•	•	•
7313-SSBK	20	125/250	Black Back, Black Front Body	.385"-1.150"	•	•	•
3333-SS	30	125/250	Black Back, White Front Body	.385"-1.150"	•	•	•
Plugs IP20 Suitability							
S2348-DF	14	125-480	Black Back, White Front Body				
7554-SS*	15	125	Yellow	.296"-.625"			
7572-G	15	125	High-Visibility Yellow, Grounding	.280"-.710"			
7311-SS	20	125/250	Black Back, White Front Body	.385"-1.150"	•	•	•
7311-SSBK	20	125/250	Black Back, Black Front Body	.385"-1.150"	•	•	•
7311-G	20	250	High-Visibility Yellow, Grounding	.410"-1.060"			
3331-SS	30	125/250	Black Back, White Front Body	.385"-1.150"	•	•	•
3331-G	30	250	High-Visibility Yellow, Grounding	.410"-1.060"			
Flanged Inlets & Outlets							
S2347	14	125-480	Outlet				
7556-SS*	15	125	Gray Inlet				
7557-SS*	15	125	Gray Outlet				
3334-SS	30	125/250	Gray Inlet		•		
3335-SS	30	125/250	Gray Outlet		•		

*For replacement use only.

Reference Pages H-31 and H-32 for Accessories.

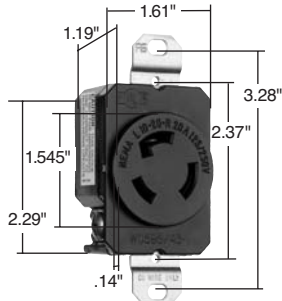


All devices listed on this page conform to NEMA WD-1 and WD-6.




Turnlok® Locking Devices Receptacles, Connectors, Plugs, Inlets, Outlets


3 Wire Non-Grounding 20A, 125/250V; 3ø, 250 & 480V



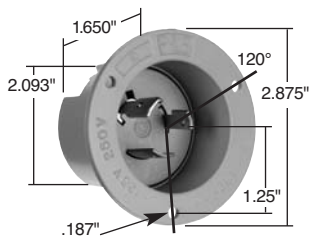
20A Receptacle



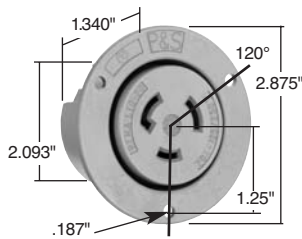
20A Connector



20A Plug



L1020, L1120, L1220-FI



L1020, L1120, L1220-FO

Catalog Number	Rating A. V.	Description/Color	Cord Diameter	NEMA Config. No.	3rd Party Compliance		
					UL498	FSUL WC596	CSA
Receptacles							
L1020-R	20 125/250	Single Receptacle		L10-20R	•	•	
L1120-R	20 3ø, 250	Single Receptacle		L11-20R	•	•	
L1220-R	20 3ø, 480	Single Receptacle		L12-20R	•	•	
Connectors IP20 Suitability							
L1020-C	20 125/250	Black Back, White Front Body	.385"-1.150"	L10-20R	•	•	•
L1120-C	20 3ø, 250	Black Back, White Front Body	.385"-1.150"	L11-20R	•	•	•
L1220-C	20 3ø, 480	Black Back, White Front Body	.385"-1.150"	L12-20R	•	•	•
Plugs IP20 Suitability							
L1020-P	20 125/250	Black Back, White Front Body	.385"-1.150"	L10-20P	•	•	•
L1120-P	20 3ø, 250	Black Back, White Front Body	.385"-1.150"	L11-20P	•	•	•
L1220-P	20 3ø, 480	Black Back, White Front Body	.385"-1.150"	L12-20P	•	•	•
Flanged Inlets & Outlets							
L1020-FI	20 125/250	Gray Inlet		L10-20P	•		•
L1020-FO	20 125/250	Gray Outlet		L10-20R	•		
L1120-FI	20 3ø, 250	Gray Inlet		L11-20P	•		•
L1120-FO	20 3ø, 250	Gray Outlet		L11-20R	•		
L1220-FI	20 3ø, 480	Gray Inlet		L12-20P	•		•
L1220-FO	20 3ø, 480	Gray Outlet		L12-20R	•		

Reference Pages H-31 and H-32 for Accessories.

3 Pole, 3 Wire

