

Turnlok® Locking Devices Receptacles, Connectors, Plugs, Inlets, Outlets

3 Wire Grounding 20A, 125 & 250V, 277VAC

Pass & Seymour



Turnlok® Locking Devices

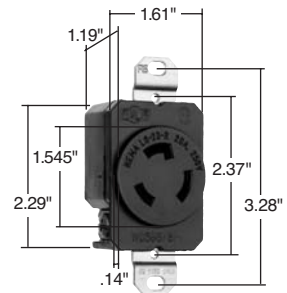
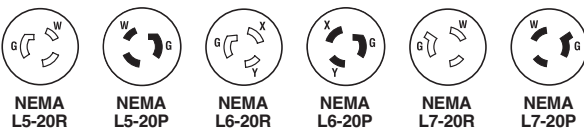
Receptacles, Connectors, Plugs, Inlets, Outlets

| Catalog Number | Rating A. V. | Description/Color | Cord Diameter | NEMA Config. No. | 3rd Party Compliance | | |
|-------------------------------------|-----------------|---|------------------|------------------------|----------------------|---------------|-----|
| | | | | | UL498 | FSUL WC596 | CSA |
| Receptacles | | | | | | | |
| L520-R | 20 125 | Single Receptacle | | L5-20R | • | • | • |
| IGL520-R | 20 125 | Single Receptacle, Orange | | L5-20R | • | • | • |
| CRL520-R | 20 125 | Single Receptacle, Corrosion-Resistant | | L5-20R | • | • | • |
| L620-R | 20 250 | Single Receptacle | | L6-20R | • | • | • |
| IGL620-R | 20 250 | Single Receptacle, Orange | | L6-20R | • | • | • |
| L720-R | 20 277* | Single Receptacle | | L7-20R | • | • | • |
| IGL720-R | 20 277* | Single Receptacle, Orange | | L7-20R | • | • | • |
| Connectors IP20 Suitability | | | | | | | |
| L520-C | 20 125 | Black Back, White Front Body | .385"-1.150" | L5-20R | • | • | • |
| L520-CBK | 20 125 | Black Back, Black Front Body | .385"-1.150" | L5-20R | • | • | • |
| CRL520-C | 20 125 | Corrosion-Resistant, Yellow Back, White Front Body | .385"-1.150" | L5-20R | • | • | • |
| L620-C | 20 250 | Black Back, White Front Body | .385"-1.150" | L6-20R | • | • | • |
| CRL620-C | 20 250 | Corrosion-Resistant, Yellow Back, White Front Body | .385"-1.150" | L6-20R | • | • | • |
| L720-C | 20 277* | Black Back, White Front Body | .385"-1.150" | L7-20R | • | • | • |
| Plugs IP20 Suitability | | | | | | | |
| L520-P | 20 125 | Black Back, White Front Body | .385"-1.150" | L5-20P | • | • | • |
| L520-PBK | 20 125 | Black Back, Black Front Body | .385"-1.150" | L5-20P | • | • | • |
| CRL520-P | 20 125 | Corrosion-Resistant, Yellow Back, White Front Body | .385"-1.150" | L5-20P | • | • | • |
| L620-P | 20 250 | Black Back, White Front Body | .385"-1.150" | L6-20P | • | • | • |
| CRL620-P | 20 250 | Corrosion-Resistant, Yellow Back, White Front Body | .385"-1.150" | L6-20P | • | • | • |
| L720-P | 20 277* | Black Back, White Front Body | .385"-1.150" | L7-20P | • | • | • |
| Flanged Inlets & Outlets | | | | | | | |
| L520-FI | 20 125 | Gray Inlet | | L5-20P | • | • | • |
| L520-FO | 20 125 | Gray Outlet | | L5-20R | • | • | • |
| L620-FI | 20 250 | Gray Inlet | | L6-20P | • | • | • |
| L620-FO | 20 250 | Gray Outlet | | L6-20R | • | • | • |
| L720-FI | 20 277* | Gray Inlet | | L7-20P | • | • | • |
| L720-FO | 20 277* | Gray Outlet | | L7-20R | • | • | • |


*AC only.

Reference Pages H-31 and H-32 for Accessories.

2 Pole, 3 Wire



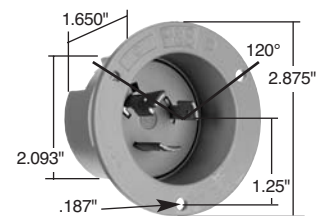
20A Receptacle



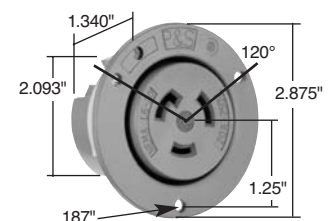
20A Connector



20A Plug



L520, L620, L720-FI

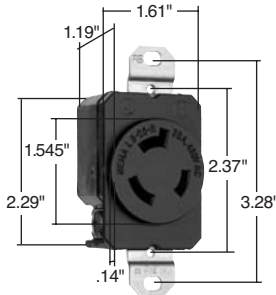


L520, L620, L720-FO


All devices listed on this page conform to NEMA WD-1 and WD-6.

Turnlok® Locking Devices Receptacles, Connectors, Plugs, Inlets, Outlets


3 Wire Grounding 20A, 347, 480 & 600V



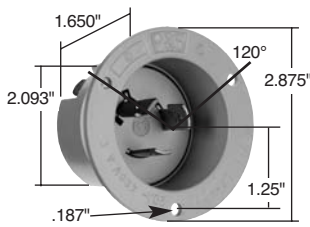
20A Receptacle



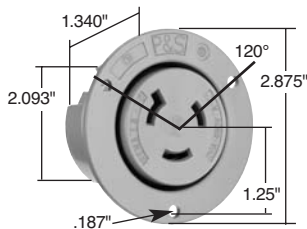
20A Connector



20A Plug



L820, L920-FI

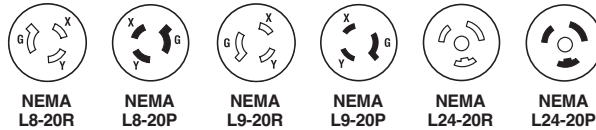


L820, L920-FO

| Catalog Number | Rating A. V. | Description/Color | Cord Diameter | NEMA Config. No. | 3rd Party Compliance | | |
|-------------------------------------|--------------|------------------------------|---------------|------------------|----------------------|------------|-----|
| | | | | | UL498 | FSUL WC596 | CSA |
| Receptacles | | | | | | | |
| L820-R | 20 480 | Single Receptacle | | L8-20R | • | • | |
| IgL820-R | 20 480 | Single Receptacle, Orange | | L8-20R | • | • | |
| L920-R | 20 600 | Single Receptacle | | L9-20R | • | • | |
| L3720-R | 20 347 | Single Receptacle | | L24-20R | • | • | |
| Connectors IP20 Suitability | | | | | | | |
| L820-C | 20 480 | Black Back, White Front Body | .385"-1.150" | L8-20R | • | • | |
| L920-C | 20 600 | Black Back, White Front Body | .385"-1.150" | L9-20R | • | • | |
| L3720-C | 20 347 | Black Back, White Front Body | .385"-1.150" | L24-20R | • | • | |
| Plugs IP20 Suitability | | | | | | | |
| L820-P | 20 480 | Black Back, White Front Body | .385"-1.150" | L8-20P | • | • | |
| L920-P | 20 600 | Black Back, White Front Body | .385"-1.150" | L9-20P | • | • | |
| L3720-P | 20 347 | Black Back, White Front Body | .385"-1.150" | L24-20P | • | • | |
| Flanged Inlets & Outlets | | | | | | | |
| L820-FI | 20 480 | Gray Inlet | | L8-20P | • | • | |
| L820-FO | 20 480 | Gray Outlet | | L8-20R | • | • | |
| L920-FI | 20 600 | Gray Inlet | | L9-20P | • | • | |
| L920-FO | 20 600 | Gray Outlet | | L9-20R | • | • | |
| L3720-FO | 20 347 | Gray Outlet | | L24-20R | • | • | |

Reference Pages H-31 and H-32 for Accessories.

2 Pole, 3 Wire



Turnlok® Locking Devices

Receptacles, Connectors, Plugs, Inlets, Outlets

3 Wire Grounding 30A, 125 & 250V, 277VAC

Pass & Seymour




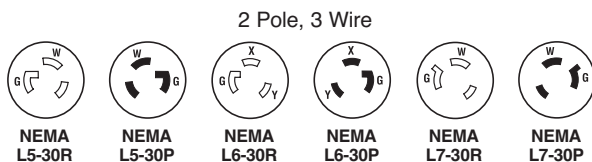
Turnlok® Locking Devices

Receptacles, Connectors, Plugs, Inlets, Outlets


| Catalog Number | Rating A. V. | Description/Color | Cord Diameter | NEMA Config. No. | 3rd Party Compliance | | |
|-------------------------------------|--------------|--|---------------|------------------|----------------------|------------|-----|
| | | | | | UL498 | FSUL WC596 | CSA |
| Receptacles | | | | | | | |
| L530-R | 30 125 | Single Receptacle | | L5-30R | • | • | • |
| IGL530-R | 30 125 | Single Receptacle, Orange | | L5-30R | • | • | • |
| CRL530-R | 30 125 | Single Receptacle, Corrosion-Resistant | | L5-30R | • | • | • |
| L630-R | 30 250 | Single Receptacle | | L6-30R | • | • | • |
| IGL630-R | 30 250 | Single Receptacle, Orange | | L6-30R | • | • | • |
| L730-R | 30 277* | Single Receptacle | | L7-30R | • | • | • |
| Connectors IP20 Suitability | | | | | | | |
| L530-C | 30 125 | Black Back, White Front Body | .385"-1.150" | L5-30R | • | • | • |
| L530-CBK | 30 125 | Black Back, Black Front Body | .385"-1.150" | L5-30R | • | • | • |
| CRL530-C | 30 125 | Corrosion-Resistant, Yellow Back, White Front Body | .385"-1.150" | L5-30R | • | • | • |
| L630-C | 30 250 | Black Back, White Front Body | .385"-1.150" | L6-30R | • | • | • |
| CRL630-C | 30 250 | Corrosion-Resistant, Yellow Back, White Front Body | .385"-1.150" | L6-30R | • | • | • |
| L730-C | 30 277* | Black Back, White Front Body | .385"-1.150" | L7-30R | • | • | • |
| Plugs IP20 Suitability | | | | | | | |
| L530-P | 30 125 | Black Back, White Front Body | .385"-1.150" | L5-30P | • | • | • |
| L530-PBK | 30 125 | Black Back, Black Front Body | .385"-1.150" | L5-30P | • | • | • |
| CRL530-P | 30 125 | Corrosion-Resistant, Yellow Back, White Front Body | .385"-1.150" | L5-30P | • | • | • |
| L630-P | 30 250 | Black Back, White Front Body | .385"-1.150" | L6-30P | • | • | • |
| CRL630-P | 30 250 | Corrosion-Resistant, Yellow Back, White Front Body | .385"-1.150" | L6-30P | • | • | • |
| L730-P | 30 277* | Black Back, White Front Body | .385"-1.150" | L7-30P | • | • | • |
| Flanged Inlets & Outlets | | | | | | | |
| L530-FI | 30 125 | Gray Inlet | | L5-30P | • | • | • |
| L530-FO | 30 125 | Gray Outlet | | L5-30R | • | • | • |
| L630-FI | 30 250 | Gray Inlet | | L6-30P | • | • | • |
| L630-FO | 30 250 | Gray Outlet | | L6-30R | • | • | • |
| L730-FI | 30 277* | Gray Inlet | | L7-30P | • | • | • |
| L730-FO | 30 277* | Gray Outlet | | L7-30R | • | • | • |

*AC only.


Reference Pages H-31 and H-32 for Accessories.



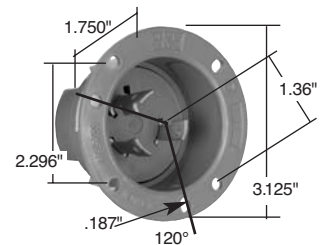
30A Receptacle



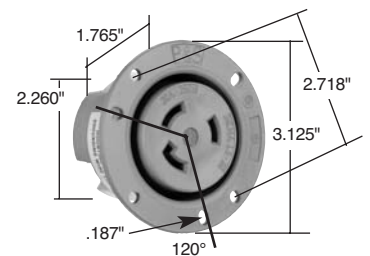
30A Connector



30A Plug



L530, L630, L730-FI

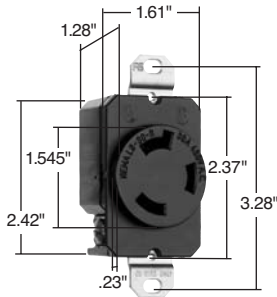


L530, L630, L730-FO


All devices listed on this page conform to NEMA WD-1 and WD-6.

Turnlok® Locking Devices Receptacles, Connectors, Plugs, Inlets, Outlets

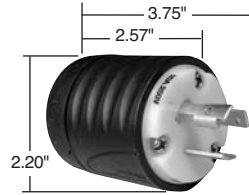
3 Wire Grounding 30A, 480 & 600V



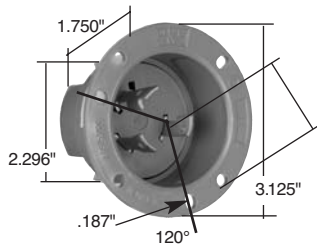
30A Receptacle



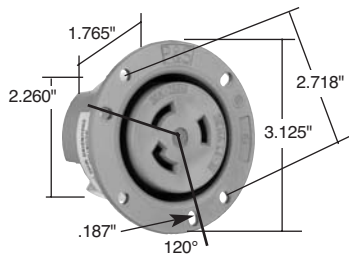
30A Connector



30A Plug



L830, L930-FI

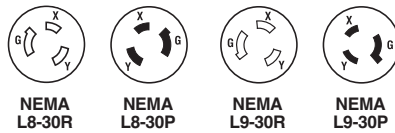


L830, L930-FO

| Catalog Number | Rating A. V. | Description/Color | Cord Diameter | NEMA Config. No. | 3rd Party Compliance | | |
|-------------------------------------|--------------|-------------------------------|---------------|------------------|----------------------|------------|-----|
| | | | | | UL498 | FSUL WC596 | CSA |
| Receptacles | | | | | | | |
| L830-R | 30 480 | Single Receptacle | | L8-30R | • | • | • |
| L930-R | 30 600 | Single Receptacle | | L9-30R | • | • | • |
| Connectors IP20 Suitability | | | | | | | |
| L830-C | 30 480 | Black Back, White Front Body | .385"-1.150" | L8-30R | • | • | • |
| L930-C | 30 600 | Black Back, White Front Body | .385"-1.150" | L9-30R | • | • | • |
| Plugs IP20 Suitability | | | | | | | |
| L830-P | 30 480 | Black Back, White Front Body, | .385"-1.150" | L8-30P | • | • | • |
| L930-P | 30 600 | Black Back, White Front Body | .385"-1.150" | L9-30P | • | • | • |
| Flanged Inlets & Outlets | | | | | | | |
| L830-FI | 30 480 | Gray Inlet | | L8-30P | • | | • |
| L830-FO | 30 480 | Gray Outlet | | L8-30R | • | | • |
| L930-FI | 30 600 | Gray Inlet | | L9-30P | • | | • |
| L930-FO | 30 600 | Gray Outlet | | L9-30R | • | | • |

Reference Pages H-31 and H-32 for Accessories.

2 Pole, 3 Wire



Turnlok® Locking Devices Receptacles, Connectors, Plugs, Inlets, Outlets

3 Wire Grounding & Non-Grounding
10 & 15A, 125 & 250V; 20 & 30A, 125/250 & 250V

Pass & Seymour



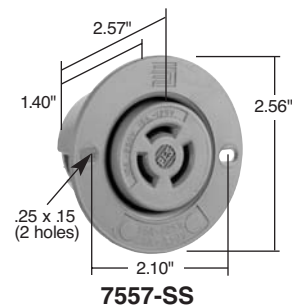
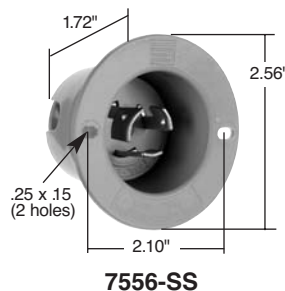
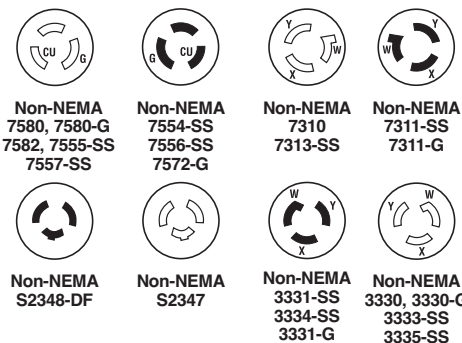


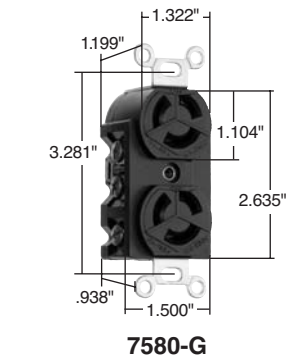
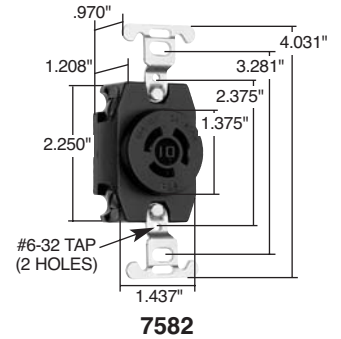
Turnlok® Locking Devices

Receptacles, Connectors, Plugs, Inlets, Outlets

| Catalog Number | Rating | | Description/Color | Cord Diameter | 3rd Party Compliance | | |
|-------------------------------------|--------|---------|-----------------------------------|---------------|----------------------|---------------|-----|
| | A. | V. | | | UL UL498 | FSUL WC596 | CSA |
| Receptacles | | | | | | | |
| 7582* | 15 | 125 | Single Receptacle | | | | |
| 7580 | 15 | 125 | Duplex Receptacle | | | | |
| 7580-G | 15 | 125 | Duplex Receptacle, Grounding | | | | |
| 7310* | 20 | 125/250 | Single Receptacle | | | | |
| 3330 | 30 | 125/250 | Single Receptacle | | | | |
| 3330-G | 30 | 125/250 | Single Receptacle, Grounding | | | | |
| Connectors IP20 Suitability | | | | | | | |
| 7555-SS* | 15 | 125 | Yellow | .296"-.625" | | | |
| 7555-G | 15 | 125 | High-Visibility Yellow | .280"-.710" | | | |
| 7313-SS | 20 | 125/250 | Black Back, White Front Body | .385"-1.150" | • | • | • |
| 7313-SSBK | 20 | 125/250 | Black Back, Black Front Body | .385"-1.150" | • | • | • |
| 3333-SS | 30 | 125/250 | Black Back, White Front Body | .385"-1.150" | • | • | • |
| Plugs IP20 Suitability | | | | | | | |
| S2348-DF | 14 | 125-480 | Black Back, White Front Body | | | | |
| 7554-SS* | 15 | 125 | Yellow | .296"-.625" | | | |
| 7572-G | 15 | 125 | High-Visibility Yellow, Grounding | .280"-.710" | | | |
| 7311-SS | 20 | 125/250 | Black Back, White Front Body | .385"-1.150" | • | • | • |
| 7311-SSBK | 20 | 125/250 | Black Back, Black Front Body | .385"-1.150" | • | • | • |
| 7311-G | 20 | 250 | High-Visibility Yellow, Grounding | .410"-1.060" | | | |
| 3331-SS | 30 | 125/250 | Black Back, White Front Body | .385"-1.150" | • | • | • |
| 3331-G | 30 | 250 | High-Visibility Yellow, Grounding | .410"-1.060" | | | |
| Flanged Inlets & Outlets | | | | | | | |
| S2347 | 14 | 125-480 | Outlet | | | | |
| 7556-SS* | 15 | 125 | Gray Inlet | | | | |
| 7557-SS* | 15 | 125 | Gray Outlet | | | | |
| 3334-SS | 30 | 125/250 | Gray Inlet | | • | | |
| 3335-SS | 30 | 125/250 | Gray Outlet | | • | | |

*For replacement use only.

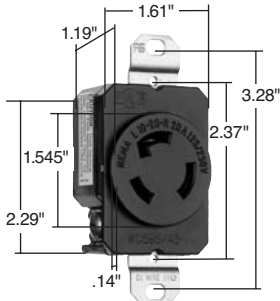
Reference Pages H-31 and H-32 for Accessories.




All devices listed on this page conform to NEMA WD-1 and WD-6.

Turnlok® Locking Devices Receptacles, Connectors, Plugs, Inlets, Outlets


3 Wire Non-Grounding 20A, 125/250V; 3ø, 250 & 480V



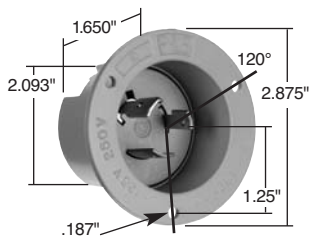
20A Receptacle



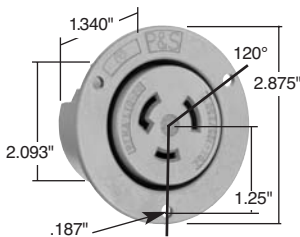
20A Connector



20A Plug



L1020, L1120, L1220-FI



L1020, L1120, L1220-FO

| Catalog Number | Rating A. V. | Description/Color | Cord Diameter | NEMA Config. No. | 3rd Party Compliance | | |
|-------------------------------------|-----------------|------------------------------|---------------|------------------|----------------------|------------|-----|
| | | | | | UL498 | FSUL WC596 | CSA |
| Receptacles | | | | | | | |
| L1020-R | 20 125/250 | Single Receptacle | | L10-20R | • | • | |
| L1120-R | 20 3ø, 250 | Single Receptacle | | L11-20R | • | • | |
| L1220-R | 20 3ø, 480 | Single Receptacle | | L12-20R | • | • | |
| Connectors IP20 Suitability | | | | | | | |
| L1020-C | 20 125/250 | Black Back, White Front Body | .385"-1.150" | L10-20R | • | • | • |
| L1120-C | 20 3ø, 250 | Black Back, White Front Body | .385"-1.150" | L11-20R | • | • | • |
| L1220-C | 20 3ø, 480 | Black Back, White Front Body | .385"-1.150" | L12-20R | • | • | • |
| Plugs IP20 Suitability | | | | | | | |
| L1020-P | 20 125/250 | Black Back, White Front Body | .385"-1.150" | L10-20P | • | • | • |
| L1120-P | 20 3ø, 250 | Black Back, White Front Body | .385"-1.150" | L11-20P | • | • | • |
| L1220-P | 20 3ø, 480 | Black Back, White Front Body | .385"-1.150" | L12-20P | • | • | • |
| Flanged Inlets & Outlets | | | | | | | |
| L1020-FI | 20 125/250 | Gray Inlet | | L10-20P | • | | • |
| L1020-FO | 20 125/250 | Gray Outlet | | L10-20R | • | | |
| L1120-FI | 20 3ø, 250 | Gray Inlet | | L11-20P | • | | • |
| L1120-FO | 20 3ø, 250 | Gray Outlet | | L11-20R | • | | |
| L1220-FI | 20 3ø, 480 | Gray Inlet | | L12-20P | • | | • |
| L1220-FO | 20 3ø, 480 | Gray Outlet | | L12-20R | • | | |

Reference Pages H-31 and H-32 for Accessories.

3 Pole, 3 Wire

