

# Straight Blade Receptacles Power Outlet Receptacles & Plugs














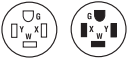
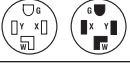


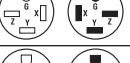



20, 30, 50, & 60A

**Pass & Seymour**



**Straight Blade Receptacles**

**Power Outlet Receptacles & Plugs**

Rating A. V.	Receptacle/Plug Configuration & NEMA No.							
		Flush Receptacle	Wall Plate	Surface Receptacle	Plug	Angle Plug	Connector	
				Catalog Nos.				
<b>2 Pole, 3 Wire Grounding</b>								
30 125	5-30 	<b>3802</b> AL/CU	1-Gang: <b>TP724**</b> 2-Gang: <b>SS702**</b> 2-Gang: <b>TP703†</b>		<b>D0531</b> .57"-1.26"		<b>D0533</b> .57"-1.26"	
30 125	NEMA TT30 	<b>3830</b> AL/CU*	1-Gang: <b>TP724**</b> 2-Gang: <b>SS702**</b> 2-Gang: <b>TP703†</b>					
30 250	6-30 	<b>3801</b> AL/CU	1-Gang: <b>TP724**</b> 2-Gang: <b>SS702**</b> 2-Gang: <b>TP703†</b>		<b>D0631</b> .57"-1.26"	<b>3869</b>	<b>D0633</b> .57"-1.26"	
50 125	5-50 				<b>D0551</b> .57"-1.26"		<b>D0553</b> .57"-1.26"	
50 250	6-50 	<b>3804</b> AL/CU	1-Gang: <b>TP724**</b> 2-Gang: <b>SS702**</b> 2-Gang: <b>TP703†</b>	<b>3852</b> AL/CU	<b>D0651</b> .57"-1.26"	<b>3869</b>	<b>D0653</b> .57"-1.26"	
<b>3 Pole, 3 Wire Non-Grounding</b>								
30 125/250 Dryer	10-30 	<b>3860</b> AL/CU	1-Gang: <b>TP724**</b> 2-Gang: <b>SS702**</b> 2-Gang: <b>TP703†</b>	<b>388</b> AL/CU	<b>1031</b>	<b>3861</b>		
50 125/250 Range	10-50 	<b>3890</b> AL/CU	1-Gang: <b>TP724**</b> 2-Gang: <b>SS702**</b> 2-Gang: <b>TP703†</b>	<b>385</b> AL/CU	<b>1051</b> .57"-1.26"	<b>3861</b>	<b>1053</b> .32"-.91"	
<b>3 Pole, 4 Wire Grounding</b>								
20 125/250	14-20 	<b>3820</b>	1-Gang: <b>SS7**</b>					
30 125/250 Dryer	14-30 	<b>3864</b> AL/CU	2-Gang: <b>SS702**</b> 2-Gang: <b>TP703†</b>	<b>3884/388440‡</b> AL/CU	<b>1431</b> .57"-1.26"	<b>5746AN</b> <b>3867</b>		
30 3ø, 250	15-30 	<b>5740</b> AL/CU	2-Gang: <b>SS702**</b> 2-Gang: <b>TP703†</b>			<b>5741AN</b>		
50 125/250 Range	14-50 	<b>3894</b> AL/CU	2-Gang: <b>SS702**</b> 2-Gang: <b>TP703†</b>	<b>3854/385440‡</b> AL/CU	<b>1451</b> .57"-1.26"	<b>5745AN</b> <b>3867</b>		
50 3ø, 250	15-50 	<b>5750</b> AL/CU	2-Gang: <b>SS702**</b> 2-Gang: <b>TP703†</b>			<b>5751AN</b>		
60 3ø, 250	15-60 	<b>5760</b> AL/CU	2-Gang: <b>SS702**</b> 2-Gang: <b>TP703†</b>			<b>5761AN</b>		
<b>4 Pole, 4 Wire Non-Grounding</b>								
20 3øY, 120/208	18-20 	<b>3822</b>	1-Gang: <b>SS7**</b>		<b>7251DF</b> .35"-1.05"			
60 3øY, 120/208	18-60 	<b>3870</b> AL/CU	2-Gang: <b>SS701†</b>		<b>D1861</b> .57"-1.26"	<b>8302AN</b>		

\* For recreational vehicles. \*\* For 2 screw mounting. † For 4 screw mounting. ‡ In bulk pack of 40 with plastic snap-in wire clamp.  
For further information consult Wall Plate Section S (for Stainless Steel versions of TP724 and TP703, refer to pages S-12 and S-13).

All devices listed on this page conform to NEMA WD-1 and WD-6.