

TYPE PDB

Features

- Range taking
- Valox* insulating base
- Electro-tin plated
- Manufactured from high strength 6061-T6 aluminum alloy
- UL Recognized rated 90° C and is CSA Certified, rated for 600 volts

Benefits

- Provides great flexibility in using the connector as an in line splice or to reduce conductor size
- Provides a high degree of impact resistance with superior insulating qualities
- Provides low contact resistance
- Suitable for use with either copper or aluminum conductors
- Ensures reliability



Catalog Number	Connector		Primary		Secondary		Ampere Rating Per Pole	Number Of Poles	Block Size	Hex Size	
	Primary	Secondary	Wire Range	Openings Per Pole	Wire Range	Openings Per Pole				Primary	Secondary
PDB-16-2/0-1			2/0-12	1	4-14	6	175	1	M		
PDB-16-2/0-2			2/0-12	1	4-14	6	175	2	M	3/16	Slot
PDB-16-2/0-3			2/0-12	1	4-14	6	175	3	M		
PDB-26-2/0-1			2/0-12	2	2-14	6	350	1	M		
PDB-26-2/0-2			2/0-12	2	2-14	6	350	2	M	3/16	Slot
PDB-26-2/0-3			2/0-12	2	2-14	6	350	3	M		
PDB-112-350-1			350kcmil-6	1	4-14	12	310	1	L		
PDB-112-350-2			350kcmil-6	1	4-14	12	310	2	L	3/8	Slot
PDB-112-350-3			350kcmil-6	1	4-14	12	310	3	L		
PDB-112A-350-1			350kcmil-6	1	4-14	12	310	1	M		
PDB-112A-350-2			350kcmil-6	1	4-14	12	310	2	M	3/8	Slot
PDB-112A-350-3			350kcmil-6	1	4-14	12	310	3	M		
PDB-14-500-1			500kcmil-4	1	2/0-14	4	380	1	M		
PDB-14-500-2			500kcmil-4	1	2/0-14	4	380	2	M	3/8	3/16
PDB-14-500-3			500kcmil-4	1	2/0-14	4	380	3	M		
PDB-16-350-1			350kcmil-6	1	2/0-14	6	310	1	L		
PDB-16-350-2			350kcmil-6	1	2/0-14	6	310	2	L	3/8	3/16
PDB-16-350-3			350kcmil-6	1	2/0-14	6	310	3	L		
PDB-162-500-1			500kcmil-4	1	2-14	6	380	1	M		
PDB-162-500-2			500kcmil-4	1	2-14	6	380	2	M	3/8	Slot
PDB-162-500-3			500kcmil-4	1	2-14	6	380	3	M		

All wire sizes, unless noted otherwise, are American Wire Gauge (AWG)

* Valox® is a registered trade name of the General Electric Company.

Tested to UL 1059, UL File E84782

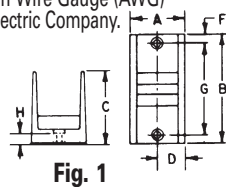


Fig. 1

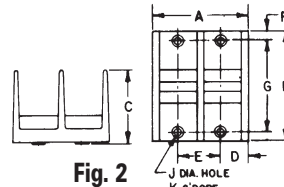


Fig. 2

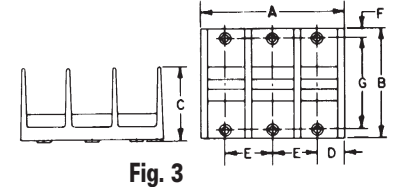


Fig. 3

Dimensions

Block Size	Number Of Poles	Figure Number	A	B	C	D	E	F	G	H	J	K
M	1	1	1-27/32	4	2-5/8	31/32	-	5/16	3-3/8	3/8	13/64	13/32
M	2	2	3-13/32	4	2-5/8	31/32	1-17/32	5/16	3-3/8	3/8	13/64	13/32
M	3	3	5	4	2-5/8	31/32	1-17/32	5/16	3-3/8	3/8	13/64	13/32
L	1	1	3	5-1/2	3-1/2	1-1/2	-	3/8	4-3/4	7/16	9/32	1/2
L	2	2	5-11/16	5-1/2	3-1/2	1-1/2	2-11/16	3/8	4-3/4	7/16	9/32	1/2
L	3	3	8-3/8	5-1/2	3-1/2	1-1/2	2-11/16	3/8	4-3/4	7/16	9/32	1/2