

TECH DATA


PROJECT: _____
 MATERIAL: _____
 FINISH: _____
 SIZE: _____
 OPTIONS: _____
 QUANTITY: _____



LOW GLARE PARABOLIC LOUVER

PL1/1-24 SP-S

PARA-LIGHT® 1



Para-Lite 1 is an internationally recognized industry standard small cell, injection moulded plastic parabolic louver. The fixture style includes an integral flange that may be used full size or trimmed to achieve lesser overall dimensions. PL1/1-24 SP-S is moulded to a generic size that fits many fixtures without trimming.

For custom sizes, contact Liteline Corporation.

ORDERING:

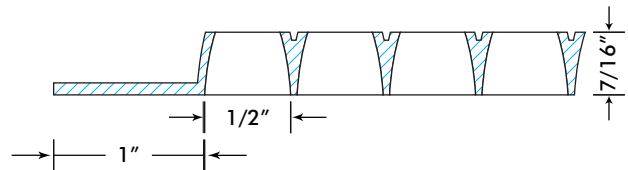
Model	Colour	Case Qty
PL1/1-24 SP-S	Specular Silver	10
PL1/1-22 SP-S	Specular Silver	20

APPLICATIONS:

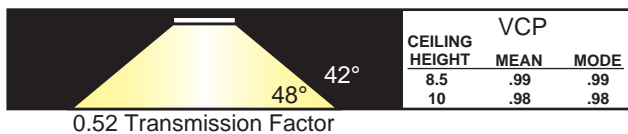
- Areas using CRT/VDT terminals
 CRT = Cathode Ray Tube
 VDT = Video Display Terminals
- Office buildings
- Hospitals

... and any other areas where a distinctive louver design can be specified.

STYLE 1: FLANGED FOR USE IN LUMINAIRES



GLARE CONTROL FACTS



52% of fixture lumens
 VCP - Visual Comfort Probability

PRODUCT INFORMATION

MODEL (FLANGED)	BASE MATERIAL	FLANGE LENGTH	INTERNAL DIMENSIONS	OVERALL DIMENSIONS
PL1/1-22 SP-S	STYRENE	1" (25.4 mm)	20-15/16" X 20-15/16"	22-3/4" X 22-3/4"
PL1/1-24 SP-S	STYRENE	1" (25.4 mm)	20-15/16" X 44-15/16"	22-1/2" X 46-1/2"

Note: Must use gloves (supplied) when handling/installing all specular louvers.