

Contents	Description	Page
NQ - 240 Volt Lighting and Distribution Panelboard		
	• QO - Plug On Branch Breakers	2 - 3
	• QOB - Bolt On Branch Breakers	4
	• QO/QOB Branch Breaker Accessories	5
	• Panelboards - 20" Wide Enclosures - Main Lugs Only	6
	• Panelboards - 20" Wide Enclosures - Main Breakers	7
	• Panelboards - 20" Wide Enclosures - Optional LugKits and Accessories	8
	• Panelboards - Box Sizing Requirements	9
	• Panelboards - 14" Wide NQ Enclosures - Main Lugs and Main Breakers	10
NF - 600Y/347 Volt Lighting and Distribution Panelboard		
	• E-Frame Branch Breakers	11
	• Panelboards - 20" Wide Enclosures - Main Lugs Only	12
	• Panelboards - 20" Wide Enclosures - Main Breakers	13
	• Accessories	14-15
NQ/NF Single Row Panelboards		
	• Application Data	16
I-Line - 600 Volt Breaker Power Panelboard		
	• Ready to Install - Main Lugs - Main Breakers	17-20
	• Accessories, Panel Equipment Data	21- 23
	• Factory Assembled	31
	• Branch Breakers	24- 30
QMB/QMJ - Fusible Power Panelboard		
	• Branch Switches, HP Ratings, Lug Data	32-34
Special Features for Factory Assembled Panels		
	• Metering, Customer Equipment Space	35-36
	• Key Interlock, Motor Operators for I-Line Breakers	37
	• Enclosure Modification, Ground Lugs	38
	• Enclosure Options	39-41
	• Panels to fit existing boxes	42-43
	• Special Enclosures	44
Other Panelboards		
	• Obsolete Panelboards Information	45

QOB Bolt-On Circuit Breakers

With VISI-TRIP® Indicator for NQ Panelboards

QOB Circuit Breaker (Bolt-on)



1-pole

QOB-VH 110-150 A Three-pole



6 Spaces Required

Ampere Rating ▲	One-pole	Two-pole—Common Trip
	Catalogue No.	Catalogue No.

QOB-GFI—QOB QWIK-GARD® Circuit Breaker With Ground Fault Circuit Interrupter—Class A 4-6 mA People Protection. ■

Ampere Rating ▲	120 Vac—10,000 AIR	120/240 Vac—10,000 AIR
	15	QOB115GFI
20	QOB120GFI	QOB220GFI
25	QOB125GFI	QOB225GFI
30	QOB130GFI	QOB230GFI
40	QOB240GFI
50	QOB250GFI
60	QOB260GFI ↓

QOB-VHGF1

Ampere Rating ▲	120 Vac—22,000 AIR	
	15	QOB115VHGF1
20	QOB120VHGF1
25	QOB125VHGF1
30	QOB130VHGF1

QOB-EPD—QOB Equipment protection circuit breakers with 30 mA equipment protection.

Ampere Rating ▲	120 Vac—10,000 AIR	
	15	QOB115EPD
20	QOB120EPD	QOB220EPD
25	QOB125EPD	QOB225EPD
30	QOB130EPD	QOB230EPD
40	QOB240EPD
50	QOB250EPD
60	QOB260EPD

QOB-HM—High magnetic trip circuit breakers are recommended for applications where high initial inrush may occur and for individual dimmer applications.

Ampere Rating ▲	120 Vac—10,000 AIR	
	15	QOB115HM□
20	QOB120HM□

QOB-AFI—QOB Arc Fault Circuit Interrupters

Ampere Rating ▲	120 Vac—10,000 AIR	
	15	QOB115AFI
20	QOB120AFI
15	QOB115CAFI
20	QOB120CAFI

QOBVH-AFI—QOB Arc Fault Circuit Interrupters

Ampere Rating ▲	120 Vac—22,000 AIR	
	15	QOB115VHAFI
20	QOB120VHAFI

QOB-K—Key operated QOB circuit breakers can be turned ON or OFF or to RESET with a special key (Catalogue No. QOK10) included with the circuit breaker.

Ampere Rating ▲	120 Vac—10,000 AIR	
	10	QOB110K
15	QOB115K
20	QOB120K
25	QOB125K
30	QOB130K

QO/QOB Circuit Breaker Wire Sizes

Breaker Type	Ampere Rating	Wire Size (AWG)	
		Al	Cu
QOB 1-pole	10-30	#14-8	#14-8
	10-30	(2) #14-10
	35-70	#8-2	#8-2
QOB 2-pole	10-30	#14-8	#14-8
	10-30	(2) #14-10
	35-70	#8-2	#8-2
	80-125	#4-2/0	#4-2/0
QOB 3-pole	10-30	#14-8	#14-8
	35-70	#8-2	#8-2
	80-125	#4-2/0	#4-2/0
QOB-VH	110-150	#4-300 kcmil	#4-300 kcmil
QOB-QT	15-20	#12-8	#14-8
QOB-GFI & QOB-EPD	15-30	#12-8	#14-8
	40, 50, 60	#12-4	#14-6

Ampere Rating	One-pole	Two-pole—Common Trip	Two-pole—Common Trip★	Three-pole—Common Trip
	Catalogue No.	Catalogue No.	Catalogue No.	Catalogue No.

QOB Bolt-On

Ampere Rating	120 Vac—10,000 AIR 48 Vdc—5,000 AIR	120/240 Vac—10,000 AIR 48 Vdc—5,000 AIR ▼	240 Vac—10,000 AIR	240 Vac—10,000 AIR 48 Vdc—5,000 AIR ▼
	10	QOB110	QOB210
15	QOB115△□	QOB215△	QOB215H	QOB315△
20	QOB120△□	QOB220△	QOB220H	QOB320△
25	QOB125△	QOB225△	QOB225H	QOB325△
30	QOB130△	QOB230△	QOB230H	QOB330△
35	QOB135△	QOB235△	QOB335△
40	QOB140△	QOB240△	QOB240H	QOB340△
45	QOB145△	QOB245△	QOB345△
50	QOB150△	QOB250△	QOB250H	QOB350△
60	QOB160△	QOB260△	QOB260H	QOB360△
70	QOB170△	QOB270△	QOB270H	QOB370△ ▼
80	QOB280△ ▼	QOB280H	QOB380△ ▼
90	QOB290△ ▼	QOB290H	QOB390△ ▼
100	QOB2100△ ▼	QOB2100H	QOB3100△ ▼
110	QOB2110△ ▼
125	QOB2125△ ▼
Molded Case Switch 60 A max - 240 Vac	QOB200	QOB300
Molded Case Switch 100 A max - 240 Vac	QOB2000	QOB3000

QOB-VH

Ampere Rating	120 Vac—22,000 AIR	120/240 Vac—22,000 AIR	240 Vac—22,000 AIR
	15	QOB115VH△□	QOB215VH△
20	QOB120VH△□	QOB220VH△	QOB320VH△
25	QOB125VH△	QOB225VH△	QOB325VH△
30	QOB130VH△	QOB230VH△	QOB330VH△
40	QOB240VH△	QOB340VH△
50	QOB250VH△	QOB350VH△
60	QOB260VH△	QOB360VH△
70	QOB270VH△	QOB370VH△
80	QOB280VH△	QOB380VH△
90	QOB290VH△	QOB390VH△
100	QOB2100VH△ ◇	QOB3100VH△
110	QOB2110VH△ ◇	QOB3110VH△ ★
125	QOB2125VH△ ◇	QOB3125VH△ ★
150	QOB2150VH△ ★	QOB3150VH△ ★

QHB

Ampere Rating	120 Vac—65,000 AIR	120 Vac/240 Vac—65,000 AIR	240 Vac—65,000 AIR
	15	QHB115△□	QHB215△
20	QHB120△□	QHB220△	QHB320△
25	QHB125△	QHB225△	QHB325△
30	QHB130△	QHB230△	QHB330△

QOB-HID—HID circuit breakers are for use on circuit feeding fluorescent and High Intensity Discharge (HID) lighting systems such as mercury vapor, metal halide, or high pressure sodium.

Ampere Rating	120 Vac—10,000 AIR	120/240 Vac—10,000 AIR	240 Vac—10,000 AIR
	15	QOB115HID□	QOB215HID
20	QOB120HID□	QOB220HID	QOB320HID
25	QOB125HID	QOB225HID	QOB325HID
30	QOB130HID	QOB230HID	QOB330HID
40	QOB140HID	QOB240HID
50	QOB150HID	QOB250HID

QOB-SWN—Switch Neutral—Common Trip—NEC 514-5

Ampere Rating	1-pole—2-Wire 2 Spaces—120 Vac	2-pole—3-Wire 3 Spaces—120/240 Vac
	10
15	QOB315SWN
20	QOB320SWN
25	QOB325SWN
30	QOB330SWN
40	QOB340SWN
50	QOB350SWN

QO/QOB Ring Terminal (20% Price Adder) Factory Installed Only

Ampere Rating	Pole	Suffix
10-30	1P, 2P, 3P	5237
35-60	1P, 2P	5238
	3P	5238
70-110	2P	5273
	3P	5273

- ▲ 10-30 ampere circuit breakers are suitable for use with 60°C or 75°C conductors. 35-60 ampere circuit breakers are suitable for use with 75°C conductors.
- Do not connect to more than 250 feet of load conductor for the total one-way run to prevent nuisance tripping.
- ◆ Suitable only for feeding 240 Vac and 208 Vac two-wire loads. Does not contain load neutral connection.
- ★ CSA Listed 5,000 AIR on 3Ø corner grounded delta systems.
- ▼ DC Rating is not available on indicated products.
- △ CSA Listed as HACR type for use with air conditioning, heating and refrigeration equipment having motor group combinations and marked for use with HACR type circuit breakers.
- CSA Listed as SWD (switching duty) rated suitable for switching 120 Vac fluorescent lighting loads.
- ◇ 100 A max circuit breaker mounted opposite.
- ☆ QOB2150VH uses 4 pole spaces. QOB3110VH, QOB3125VH and QOB3150VH each use 6 pole spaces. 20 A max circuit breaker mounted opposite. Wire size is #4-300 kcmil Al/Cu. Use with 75°C wire only.



See page DE5-5 for accessories.

Selection Information

Miniature Circuit Breakers

Class 500, 600

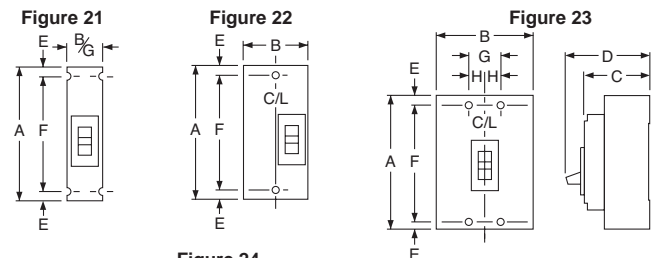
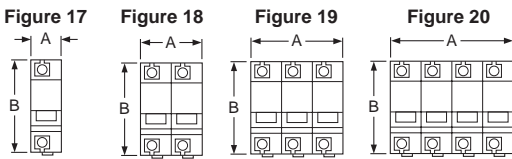
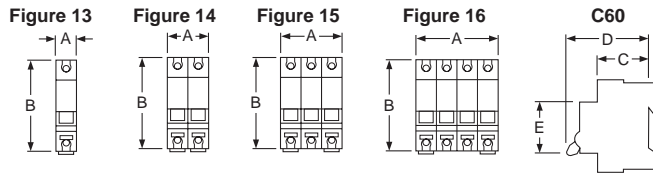
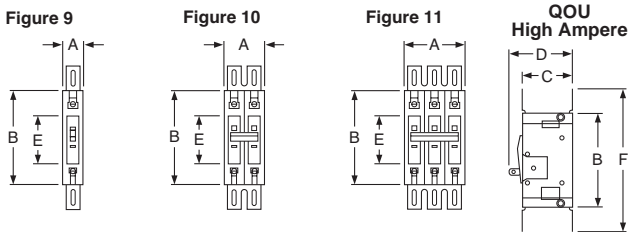
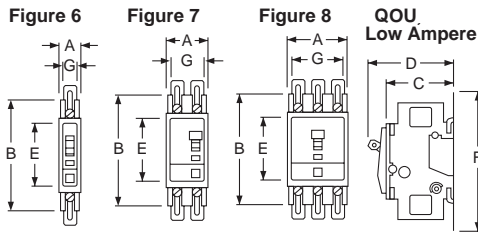
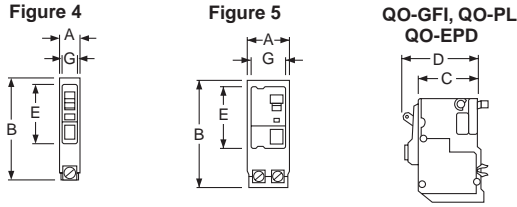
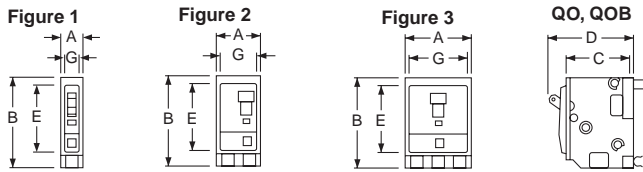
DE3 CIRCUIT BREAKERS

		CHOM Circuit Breakers							QO™ Circuit Breakers																																
																																									
Circuit Breaker Type	Plug-on	CHOM	CHOM-AFI	CHOM-GFI	CHOM-EPD	CHOMT	QO	QO-H	QO-VH	QO-VH	QO-VH	QH	QOT	QO-CAFI	QO-VHAFI	QO-GFI	QO-VHGFI	QO-EPD QO-EPE																							
	Bolt-on	—	—	—	—	—	QOB	QOB-H	—	—	—	QOB-VH	QHB	—	QOB-CAFI	QOB-VHAFI	QOB-GFI	QOB-VHGFI	QOB-EPD QOB-EPE																						
	Unit Mount	—	—	—	—	—	—	—	—	—	—	—	—	—	—	—	—	—	—																						
Number of Poles	1	2	1	1	2	1	2	3	2	1	2	3	1	2, 3 ▲	1, 2	3	1	1	1	2	3	1	1	2	3																
Current Range	15-50	15-200 ◉	15-20	15-20	15-50	15-20	15-50	15-50	10-70	10-200 ◉	10-100	15-100	15-30	15-125	15-100	15-30	15-150	15-30	15-30	15-30	15-30	15-20	15-30	15-30	15-60	15-50	15-30	15-30	15-60	15-50											
Interrupting Ratings																																									
UL/CSA Rating (50/60 Hz)	120 Vac	10	10	10	10	10	10	10	10	10	10	10	22	22	22	22	22	65	65	10	10	22	10	10	—	22	10	10	—												
	120/240 Vac	10	10	—	—	10	—	10	10	10	10	10	22	22	22	22	22	65	65	10	—	—	—	10	—	—	—	—	10	—											
	208Y/120	—	—	—	—	—	—	—	—	—	—	—	—	—	—	—	—	—	—	—	—	—	—	—	—	—	—	—	—	—											
	240 Vac ★	—	—	—	—	—	—	—	—	—	—	10	—	—	—	—	—	—	—	—	—	—	—	—	—	—	—	—	—	—											
	277 Vac	—	—	—	—	—	—	—	—	—	—	—	—	—	—	—	—	—	—	—	—	—	—	—	—	—	—	—	—	—											
480Y/277 Vac	—	—	—	—	—	—	—	—	—	—	—	—	—	—	—	—	—	—	—	—	—	—	—	—	—	—	—	—	—	—											
DC Ratings	48 Vdc	—	—	—	—	—	—	—	5 ▼	5 ▼	5 ▼	—	—	—	—	—	—	—	—	—	—	—	—	—	—	—	—	—	—												
	60 Vdc	—	—	—	—	—	—	—	—	—	—	—	—	—	—	—	—	—	—	—	—	—	—	—	—	—	—	—	—												
	65 Vdc	—	—	—	—	—	—	—	—	—	—	—	—	—	—	—	—	—	—	—	—	—	—	—	—	—	—	—	—												
	125 Vdc	—	—	—	—	—	—	—	—	—	—	—	—	—	—	—	—	—	—	—	—	—	—	—	—	—	—	—	—												
	250 Vdc	—	—	—	—	—	—	—	—	—	—	—	—	—	—	—	—	—	—	—	—	—	—	—	—	—	—	—	—												
IEC 60947-2 (50/60 Hz) ▼	IEC (Icu)	—	—	—	—	—	—	—	—	—	—	—	—	—	—	—	—	—	—	—	—	—	—	—	—	—	—	—	—												
Special Ratings																																									
CCC		—	—	—	—	—	—	—	—	—	—	—	—	—	—	—	—	—	—	—	—	—	—	—	—	—	—	—	—												
Fed. Specs W-C-375B/GEN		X	X	X	X	X	X	X	X	—	—	—	X	—	—	—	—	X	—	X	X	—	X	—	—	—	—	X	—												
Other Standard		HACR ▲ NOM		HACR ▲				HACR □ NOM			HACR □			—	—	—	HACR □	—	NOM	—	—	—	—	—	—	NOM	—	—													
Accessories and Modifications																																									
Shunt Trip ◊		—	—	—	—	—	—	—	X	X	X	X	X	X	X	X	X	X	X	X	X	X	X	X	X	X	X	X	X												
Undervoltage Trip		—	—	—	—	—	—	—	—	—	—	—	—	—	—	—	—	—	—	—	—	—	—	—	—	—	—	—	—												
Auxiliary Switches ◊		—	—	—	—	—	—	—	X	X	X	X	X	X	X	X	X	X	X	X	X	X	X	X	X	X	X	X	X												
Alarm Switch ◊		—	—	—	—	—	—	—	X	X	X	X	X	X	X	X	X	X	X	X	X	X	X	X	X	X	X	X	X												
Handle Operators		—	—	—	—	—	—	—	—	—	—	—	—	—	—	—	—	—	—	—	—	—	—	—	—	—	—	—	—												
Handle Padlock Attachment		X	X	X	—	—	—	X ▼	X	X	X	X	X	X	X	X	X	X	X	X	X	X	X	X	X	X	X	X	X												
Trip System Type																																									
Thermal-magnetic		X	X	X	X	X	X	X	X	X	X	X	X	X	X	X	X	X	X	X	X	X	X	X	X	X	X	X	X												
Molded Case Switch		—	—	—	—	—	—	—	X	X	X	—	—	—	—	—	—	—	—	—	—	—	—	—	—	—	—	—													
Dimensions (1P Unit Mount)																																									
Dimensions (1P Unit Mount) in. (mm)	Height	3.13 (79)							3.5 (89) ▲							4.75 (121)			4.12 (103)																						
	Width	1.00 (25)							0.75 (19) ▲																																
	Depth	2.98 (76)							2.92 (74) ▲																																
Pages														Section DE1														Pages DE3-10, DE3-11													

- ▲ See page DE3-54 for dimensions for: QOB2150VH, QOB3110VH, QOB3125VH and QOB3150VH.
- ◆ CHOMT tandem is 30 A maximum. CHOMT quad has 20 A maximum on outside poles, and 50 A maximum on the inside poles.
- ♦ AFI, EPD and GFI products are rated 60 Hz only.
- ★ 22 kA @ 240 Vac for 3P only.
- ▼ 1P and 2P, 10–70 A and 3P 10–60 A only.
- ▲ HACR on CHOM 1P 15–50 A and 2P 15–100 A
- HACR on QO, QOB 1P 10–70 A, 2P 15–100 A, 3P 10–100 A; QOB-VH 1P 15–70 A, 2P 15–125 A, 3P 15–100 A.
- ◊ Factory-installed option only.
- ☆ Factory-installed accessories are not available on QOB-VH 2P150 A and 3P 110–150 A.
- ▼ Handle padlock attachment available for CHOMT quad tandem only.
- ◉ 2P 150–200 A requires 4P width.

Dimensions and Shipping Weights

Miniature and Molded Case Circuit Breakers



QO™, QOU, Multi 9™ Circuit Breakers

Circuit Breaker Catalogue No. Prefix	No. Poles	Fig. No.	Dimensions—Inches						
			A	B	C	D	E	F	G
QO, QOB	1	1	0.75	3.00▲	2.31	2.91	2.25	...	0.59
	2	2	1.50	3.00▲	2.31	2.91	2.25	...	1.34
	3	3	2.25	3.00▲	2.31	2.91	2.25	...	2.09
QOB-VH 150 A QOB-VH 110–150 A	2	2	3.0	5.72	2.53	4.90	3.78	...	2.85
	3	3	4.50	5.72	2.53	4.90	3.78	...	4.35
QO-PL QO-GFI QO-EPD	1	4	0.75	4.12■	2.31	2.91	2.25	...	0.59
	2	5	1.50	4.12■	2.31	2.91	2.25	...	1.34
	3	5	2.25	4.12■	2.31	2.91	2.25	...	2.09
QOU Low Ampere	1	6	0.75	4.05♦	2.38	2.98	2.25	5.00▼	0.62
	2	7	1.50	4.05♦	2.38	2.98	2.25	5.00▼	1.37
	3	8	2.25	4.05★	2.38	2.98	2.25	5.00△	2.12
QOU High Ampere	1	9	0.75	4.45	2.37	2.96	2.25	6.78	...
	2	10	1.50	4.45	2.37	2.96	2.25	6.78	...
	3	11	2.25	4.45	2.37	2.96	2.25	6.78	...
Multi 9™ C60	1	13	0.71	3.19	1.73	2.76	1.77	—	—
	2	14	1.42	3.19	1.73	2.76	1.77	—	—
	3	15	2.13	3.19	1.73	2.76	1.77	—	—
	4	16	2.84	3.19	1.73	2.76	1.77	—	—

- ▲ 35–70 A is 3.12 in; 80–100 A 2-pole and 70–100 A 3-pole are 3.50 in.
- QO-PL is 4.55 in.
- ♦ 80–100 A 1-pole and 80–125 A 2-pole are 4.45 in.
- ★ 70–100 A 4.45 in.
- ▼ 80–100 A 1-pole and 80–125 A 2-pole are 6.78 in.
- △ 70–100 A is 6.78 in.

QB, QD, QG, QJ, Q4, FA, FI, KI, LA, LH Circuit Breakers

Circuit Breaker Catalogue No. Prefix	No. Poles	Fig. No.	Dimensions—Inches							
			A	B	C	D	E	F	G	H
QB, QD, QG, QJ	2	22	6.47	3.00	3.02	3.93	□	4.25
	3	23	6.47	4.50	3.02	3.93	□	4.25	1.50	0.75
FAL, FHL	1	21	6.00	1.50	3.16	4.13	0.44	5.13	1.50	...
	2	22	6.00	3.00	3.16	4.13	0.44	5.13
	3	23	6.00	4.50	3.16	4.13	0.44	5.13	1.50	0.75
FIL, KIL	2 & 3	23	8.00	4.50	3.66	4.75	0.44	7.13	1.50	0.75
Q4L, LAL, LHL	2 & 3	23	11.00	6.00	4.06	5.84	0.88	9.25	2.00	1.00

□ Dimensions E are 1.59 in at ON end and 0.63 in at OFF end.

Shipping Weights ◊

Frame Size	Approx. Shipping Weight (Lbs.)	Frame Size	Approx. Shipping Weight (Lbs.)
FAL, FHL 1P	2	KIL	9
FAL, FHL 2P	3	LAL, LHL	15
FAL, FHL 3P	5	LIL LXIL	25
FIL	8	Q4L	15
QB, QD, QG, QJ	4		

◊ All weights are for 3P circuit breakers unless otherwise noted.