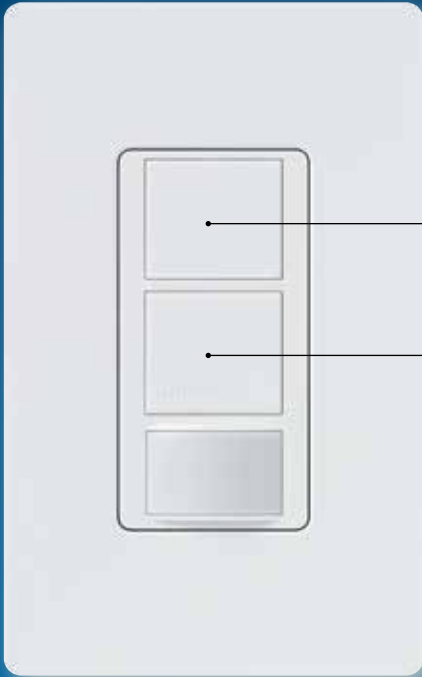


NEW

Dual-circuit Maestro® sensor

Superior in-wall sensor featuring Lutron XCT™ technology



Two circuits with independent settings:

- Set occupancy or vacancy sensing
- Set time-out (1 to 30 minutes)

Maestro dual-circuit
occupancy sensor switch

- **XCT™ technology with cross-correlation:**
 - Won't leave you in the dark — no callbacks
 - Superior sensitivity recognizes the difference between fine human motion and background noise
 - Prevents false-ons and false-offs
- **Three options to save energy — in one sensor**
 - Dual occupancy
 - Dual vacancy
 - Occupancy/vacancy (Partial-on)
- **Mistake-proof wiring**
- **30+ year switch lifetime**

View our
sensor videos:



For more
information:

[www.lutron.com/
OccVacSensors](http://www.lutron.com/OccVacSensors)

Order now:

Contact your local
electrical distributor



Lutron sensors minimize callbacks

XCT™ technology with cross-correlation — won't leave you in the dark

Lutron detects fine motion, like reading a book, better than other PIR sensors

Breakthrough sensing technology ensures lights stay on when a room is occupied and off when it is not.

✓ Major Motion



Person walking 3 feet

✓ Minor Motion



Movements like extending your arm

✓ Fine Motion



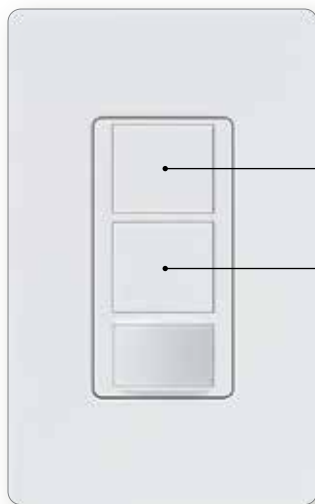
Small movements like flipping pages of a book

✓ No False On



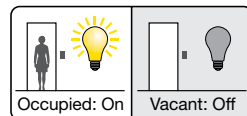
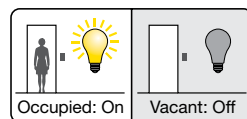
Lights stay off when room is unoccupied

Three options to save energy and meet codes — in one sensor

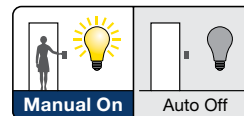
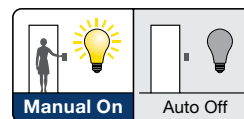


Maestro dual-circuit occupancy sensor switch

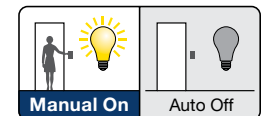
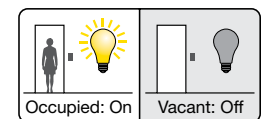
1. Dual occupancy



2. Dual vacancy



3. Occupancy/vacancy*



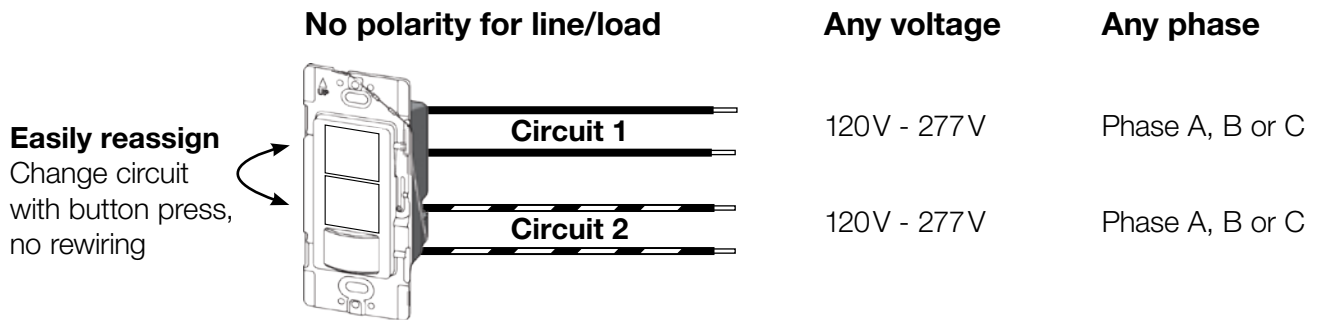
Meet automatic shutoff and multi-level lighting control requirements for Title 20/24 2013, ASHRAE 90.1-2010, and IECC 2010. Learn more at www.lutron.com/energycodes.

*Configurable model allows for all three options; Partial-On model has fixed settings locked to occupancy/vacancy

Product information

Mistake-proof wiring

Install in minutes — no neutral wire required



Lutron quality, reliability, and support

- 30+ year switch lifetime (250,000 on/off switch cycles)
- Smart ambient light detection learns your preferences to turn lights on only when needed
- 24/7 live technical support 1.800.523.9466
- Customer service/quotes 1.888.588.7661

Controls all lighting and fan loads



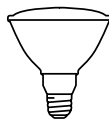
LED



CFL



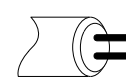
Incandescent/
halogen



Magnetic low
voltage



Electronic
low voltage



Fluorescent



Fan

120V or 277V, 6A

4.4A
(120V only)

Design

- Stop installing bulky, industrial looking sensors
- Durable and attractive — crush-resistant lens ensures sensor lasts
- Match other Maestro controls in an office or home



Largest line of colors available



Gloss colors:

- S white (WH)
- S ivory (IV)
- S almond (AL)
- S light almond (LA)
- S gray (GR)
- S brown (BR)
- S black (BL)

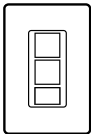
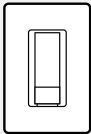
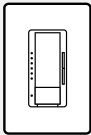
Satin Colors®:

- hot (HT)
- merlot (MR)
- plum (PL)
- turquoise (TQ)
- sea glass (SG)
- midnight (MN)
- sienna (SI)
- terracotta (TC)
- greenbriar (GB)
- bluestone (BG)
- taupe (TP)
- eggshell (ES)
- biscuit (BI)
- snow (SW)
- palladium (PD)
- mocha stone (MS)
- goldstone (GS)
- desert stone (DS)
- stone (ST)
- limestone (LS)

Availability

- S = Stock items, ship in 2 days
- = Satin Colors, ship in 2-10 days

Ordering information

| | Model number | Specifications | Voltage |
|---|---------------------------------------|---|-----------|
| DUAL-CIRCUIT SWITCHES  | MS-OPS6-DDV-XX* Configurable model | single pole 2-circuit model 6A lighting, 4.4A fan (120V only) per circuit | 120-277V~ |
| | MS-PPS6-DDV-XX* Partial-on model | single pole 2-circuit model 6A lighting, 4.4A fan (120V only) per circuit | 120-277V~ |
| SWITCHES  | MS-OPS2-XX* | single pole 2A lighting | 120V~ |
| | MS-OPS5M-XX* | multi-location/3-way/single pole 5A lighting, 3A fan | 120V~ |
| | MS-OPS6M2-DV-XX* | multi-location/3-way/single pole 6A lighting, 3A fan (120V only) | 120-277V~ |
| | MS-OPS6M2N-DV-XX* neutral model | multi-location/3-way/single pole 6A lighting, 3A fan (120V only) | 120-277V~ |
| DIMMERS  | MSCL-OP153M-XX* C•L® Technology | multi-location/3-way/single pole 150W dimmable CFL/LED, 600W incandescent/halogen | 120V~ |

Multi-location dimmers/switches work with up to nine companion dimmers/switches

C•L dimmer also works with mechanical 3-way switches

Vacancy-only models available. Replace “OP” with “VP” in model numbers above.
(Not available in 2-circuit models.)

* XX denotes color suffix (above)

www.lutron.com/OccVacSensors

World Headquarters 1.610.282.3800

Technical Support Center 1.800.523.9466 (Available 24/7)

Customer Service 1.888.LUTRON1 (1.888.588.7661)

