

Shown actual size:
Maestro dimmers
and 2-gang Claro
wallplate in White (WH).

Product family features

- Can be used in conjunction with the following dimmer(s) and switch(es): Maestro®, Maestro IR®, Maestro Wireless®, Pico® wireless control, Diva®, Skylark Contour®, Skylark®
- All Lutron wallplates are screwless, seamless, and have no visible hardware; the front plate securely snaps into the alignment adapter plate
- Full line of wiring devices in Designer style opening
- Blank inserts available for Gloss colors (DV-BI-) and Satin Colors® (SC-BI-)
- Customize your designer wallplate with engraving. Contact customer service to get started; 1.888.LUTRON1

Ganging and derating

- Designer wallplates use standard ganging
- Requires fins to be removed from dimmers for proper spacing (“Fins Broken” ganging), see pg. 179
- May require derating (i.e., reduction of dimmer capacity due to fin removal), see Derating Tables, pg. 179

Available finishes

Use **BOLD** color code in model number (Example: SC-1-**PL**)

Gloss finishes



WH
White



LA
Light Almond



AL
Almond



IV
Ivory



GR
Gray



BR
Brown



BL
Black

Satin finishes



SW
Snow



LS
Limestone



BI
Biscuit



ES
Eggshell



PD
Palladium



TP
Taupe



ST
Stone



BG
Bluestone



PL
Plum



SG
Sea Glass




TQ
Turquoise



GS
Goldstone



DS
Desert Stone



GB
Greenbriar



MS
Mocha Stone



TC
Terracotta



SI
Sienna



HT
Hot



MR
Merlot



MN
Midnight



SS
Stainless Steel*

*Stainless Steel finish wallplates include black plastic trim/adaptor, visible from side. Match with separate Black (BL) or Midnight (MN) controls and accessories.

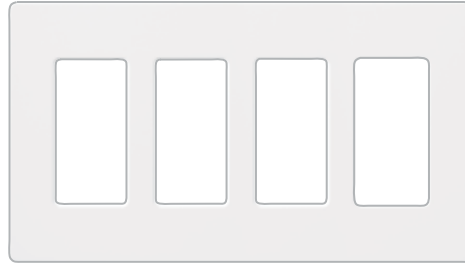
Wallplates for Maestro®, Maestro IR®, Maestro Wireless®, Pico® wireless control, Diva®, Skylark Contour® and Skylark®



1-gang*

CW-1-**XX**¹
SC-1-**XX**²


W: 2.94 in (75 mm); H: 4.69 in (119 mm)
P: .30 in (7.6 mm)



4-gang*

CW-4-**XX**¹
SC-4-**XX**²

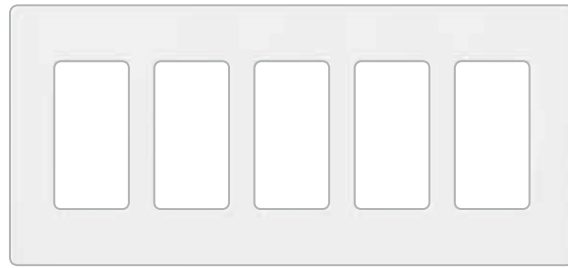
W: 8.37 in (213 mm); H: 4.69 in (119 mm);
P: .30 in (7.6 mm)



2-gang*

CW-2-**XX**¹
SC-2-**XX**²

W: 4.75 in (121 mm); H: 4.69 in (119 mm);
P: .30 in (7.6 mm)



5-gang*

CW-5-**XX**¹
SC-5-**XX**²

W: 10.18 in (259 mm); H: 4.69 in (119 mm);
P: .30 in (7.6 mm)



3-gang*

CW-3-**XX**¹
SC-3-**XX**²

W: 6.56 in (167 mm); H: 4.69 in (119 mm);
P: .30 in (7.6 mm)

Important notes

- Multiple devices with line and low-voltage can be mounted behind a common wallplate using a standard barrier backbox. See Application Note #213 (Combining Low-Voltage and Line Voltage Wiring Devices in a Multi-Gang Box) at www.lutron.com/applicationnotes.

Multi-gang dimmer installations may require derating, see pg. 179.

*Stainless Steel finish wallplates include black plastic trim/adaptor, visible from side. Match with separate Black (BL) or Midnight (MN) controls and accessories.

XX¹: Gloss and Stainless Steel color codes, see pg. 170

XX²: Satin Colors® codes, see pg. 170