

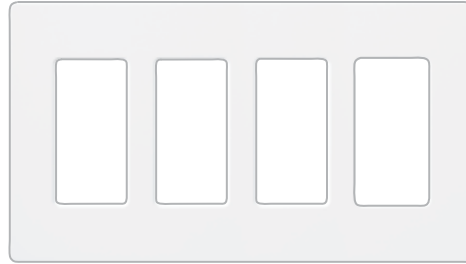
Wallplates for Maestro®, Maestro IR®, Maestro Wireless®, Pico™ wireless control, Spacer System®, Diva®, Lyneo® Lx, Skylark® and Skylark Contour™



1-gang*

CW-1-**CC**²
SC-1-**CC**⁴

W: 2.94 in (75 mm); H: 4.69 in (119 mm)
D: .30 in (7.6 mm)



4-gang*

CW-4-**CC**²
SC-4-**CC**⁴

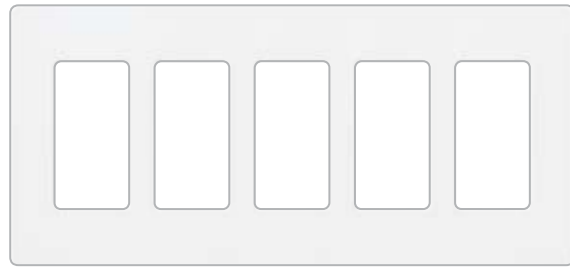
W: 8.37 in (213 mm); H: 4.69 in (119 mm);
D: .30 in (7.6 mm)



2-gang*

CW-2-**CC**²
SC-2-**CC**⁴

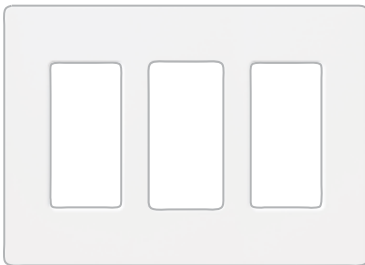
W: 4.75 in (121 mm); H: 4.69 in (119 mm);
D: .30 in (7.6 mm)



5-gang*

CW-5-**CC**²
SC-5-**CC**⁴

W: 10.18 in (259 mm); H: 4.69 in (119 mm);
D: .30 in (7.6 mm)



3-gang*

CW-3-**CC**²
SC-3-**CC**⁴

W: 6.56 in (167 mm); H: 4.69 in (119 mm);
D: .30 in (7.6 mm)

Multiple devices with line and low-voltage can be mounted behind a common wallplate using a standard barrier backbox, see Application Note #213 (Combining Low-Voltage and Line Voltage Wiring Devices in a Multi-Gang Box) at www.lutron.com/applicationnotes.

CC²: Gloss and Stainless Steel color codes, see pg. 161

CC⁴: Satin color codes, see pg. 161

Multi-gang dimmer installations may require derating, see pg. 170.

*Stainless Steel finish wallplates include black plastic trim/adaptor, visible from side. Match with separate Black (BL) or Midnight (MN) controls and accessories.