

Metering cabinet

The **1100 MC** metering cabinets are designed to house metering transformers or for junction boxes. They are made from 16 GA or 14 GA steel. Doors are hinged with a quarter turn lock and feature a pad-lock provision. There is an opening on the top of

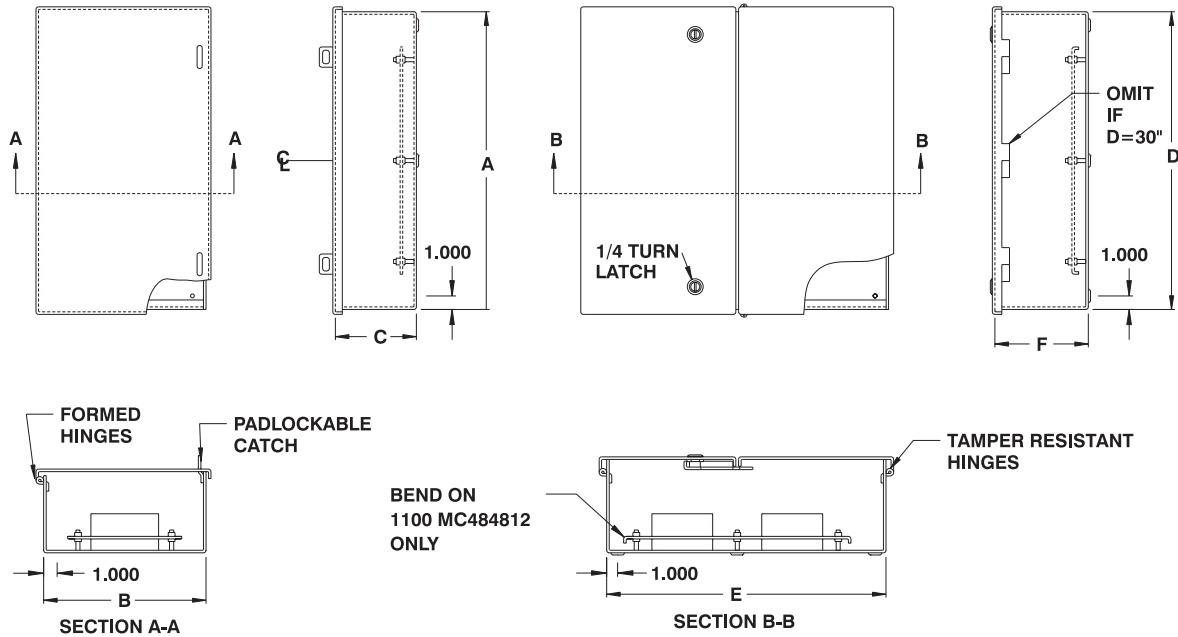
the cabinet for meter connection. Metering cabinets come complete with removable inner back plates mounted on studs. Fixation is by means of holes in the back of the cabinet.

Cabinets are finished with heat fused powder paint, electrostatical-

ly applied on a pretreated base. The box and panel are ANSI/ASA 61 gray.

CSA Certified
NEMA/EEMAC 1 / IP30

Refer to p.727 to validate choice of substrate for the application



Single door cabinet

CATALOG NUMBER	DIMENSIONS			SHIP WGHT LBS.
	A	B	C	
1100 MC202010	20	20	10	35
1100 MC271310	27	13	10	29
1100 MC271312	27	13	12	40
1100 MC302010	30	20	10	45

Double door cabinet

CATALOG NUMBER	DIMENSIONS			SHIP WGHT LBS.
	D	E	F	
1100 MC303010	30	30	10	72
1100 MC303012	30	30	12	78
1100 MC363612	36	36	12	122
1100 MC484812	48	48	12	196

Data subject to change without notice.



Metering cabinet

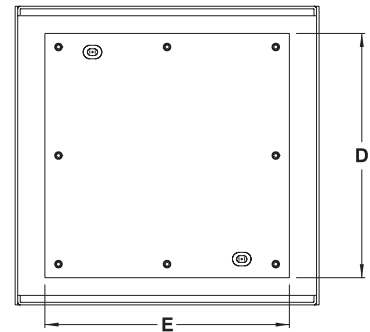
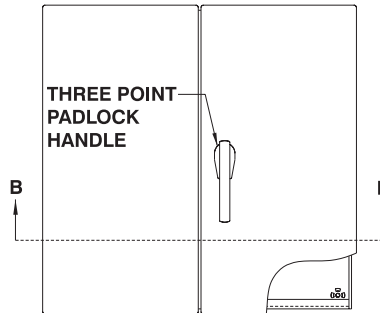
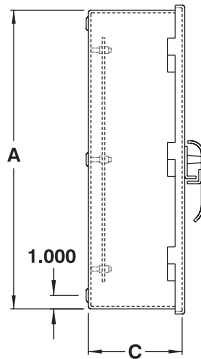
The 1100 CC metering cabinets are used when the use of a transformer cabinet is forbidden. They are made from 14 GA steel. The hinged doors are closed with a three point vault type padlockable handle. The metering cabinets come complete with an

inner panel, which mounts on studs. Embossed mounting holes are provided on the back of the cabinet for installation. Cabinets are finished with heat fused powder paint, electrostatically applied on a pretreated base. The box and panel are ANSI/ASA 61

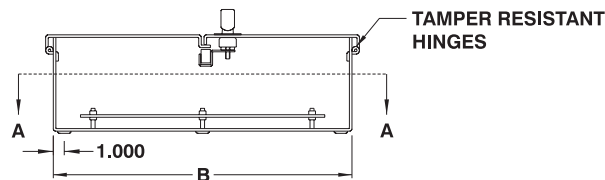
gray.

**CSA Certified
NEMA/EEMAC 1 / IP30**

Refer to p.727 to validate choice of substrate for the application



SECTION A-A



SECTION B-B

CATALOG NUMBER	DIMENSIONS					SHIP WGHT LBS.
	A	B	C	D	E	
1100 CC363612	36	36	12	32	32	125
1100 CC484812	48	48	12	44	44	199

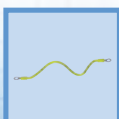


Data subject to change without notice.



p.478

<http://www.exmweb.com>



p.479



p.583



p.472

1-800-363-2423

Fax : 450-979-4626



info@exmweb.com

Metering cabinet for Hydro-Québec specifications

The 1100 MCHQ metering cabinets were designed by EXM for Hydro-Québec to house metering instruments. They are made from 16 GA or 14 GA steel.

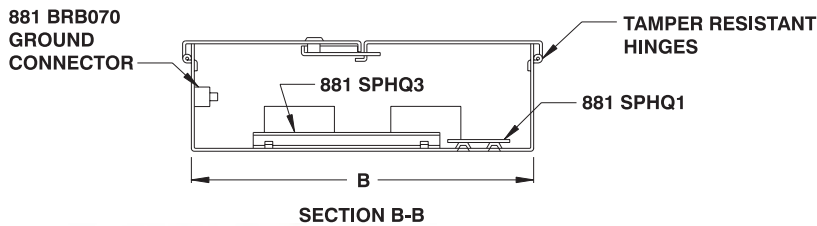
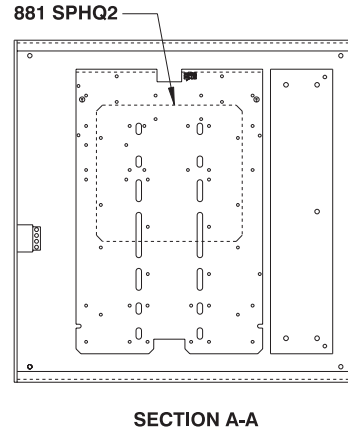
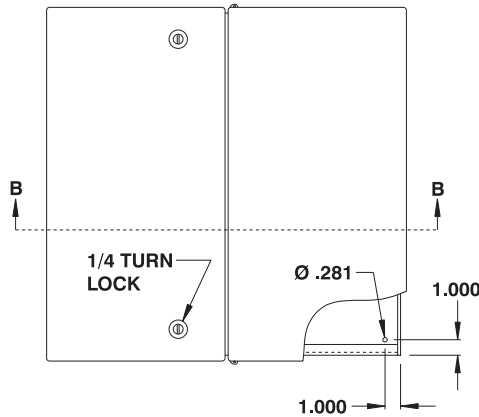
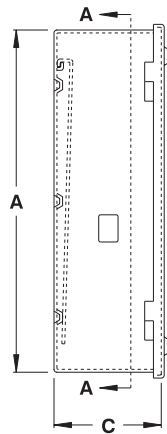
Three types of mounting panels are installed in each cabinet. These removable panels are made of powder coated steel. The panels are pre-punched to accommodate the metering instruments used by

Hydro-Québec. The larger cabinets have provisions to accommodate extra inner panels (purchased separately). A grounding splitter block is installed on the cabinet's left side. All 1100 MCHQ cabinets have double doors which are secured by a quarter-turn mechanisms and tamper-resistant hinges. There are two openings on top for meter connection. Cabinets are finished with heat

fused powder paint, electrostatically applied on a pretreated base. Box and the panel are ANSI/ASA 61 gray.

CSA Certified
NEMA/EEMAC 1 / IP30

Refer to p.727 to validate choice of substrate for the application



CATALOG NUMBER	DIMENSIONS			SHIP WGHT LBS.
	A	B	C	
1100 MCHQ303010	30	30	10	72

See following pages for other sizes

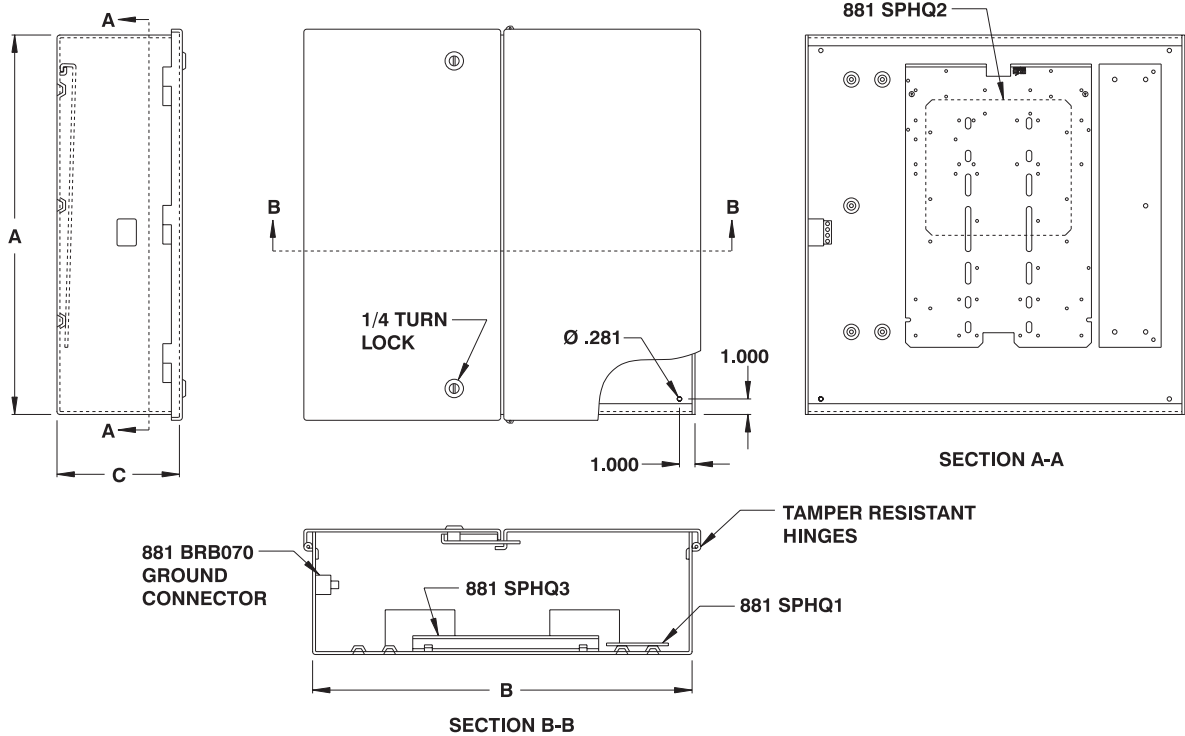
A total of three inner panels can be installed in a 1100 MCHQ303010 meter cabinet, all of which are included. Replacement panels can be ordered separately.

CATALOG NUMBER	DESCRIPTION
881 SPHQ1	Accessory plate
881 SPHQ2	Universal support current panel
881 SPHQ3	Universal support voltage panel

Data subject to change without notice.



Metering cabinet for Hydro-Québec specifications



CATALOG NUMBER	DIMENSIONS			SHIP WGHT LBS.
	A	B	C	
1100 MCHQ363612	36	36	12	122

See following pages for other sizes.

A total of four inner panels can be installed in a 1100 MCHQ363612 meter cabinet, three of which are included. If required, an additional accessory plate can be ordered separately (881 SPHQ1).

CATALOG NUMBER	DESCRIPTION
881 SPHQ1	Accessory plate
881 SPHQ2	Universal support current panel
881 SPHQ3	Universal support voltage panel

Data subject to change without notice.




p.449
<http://www.exmweb.com>



p.449



p.466



p.583



p.477



p.472

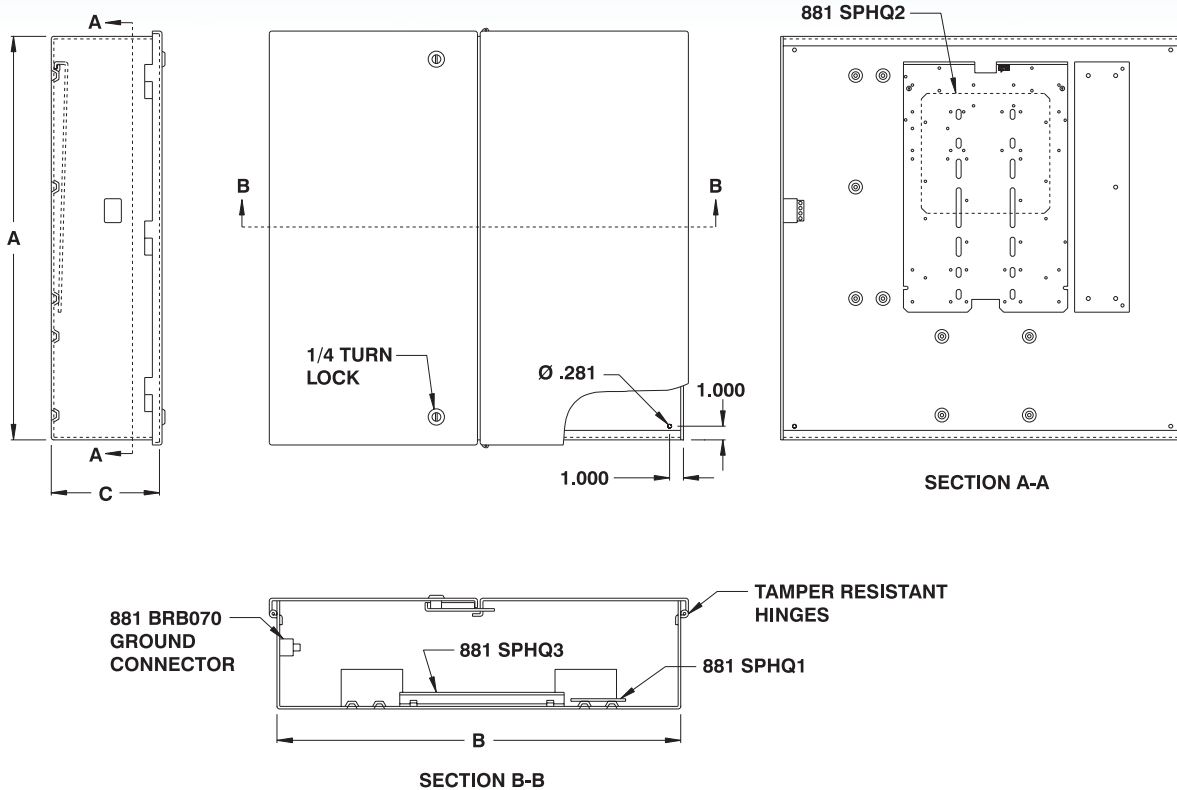
1-800-363-2423

Fax : 450-979-4626



info@exmweb.com

Metering cabinet for Hydro-Québec specifications



CATALOG NUMBER	DIMENSIONS			SHIP WGHT LBS.
	A	B	C	
1100 MCHQ484812	48	48	12	196

See preceding pages for other sizes

A total of five inner panels can be installed in a 1100 MCHQ484812 meter cabinet, three of which are included. If required, one additional accessory plate (881 SPHQ1) and one additional universal support current panel (881 SPHQ2) can be ordered separately.

CATALOG NUMBER	DESCRIPTION
881 SPHQ1	Accessory plate
881 SPHQ2	Universal support current panel
881 SPHQ3	Universal support voltage panel

Data subject to change without notice.



Weatherproof metering cabinet

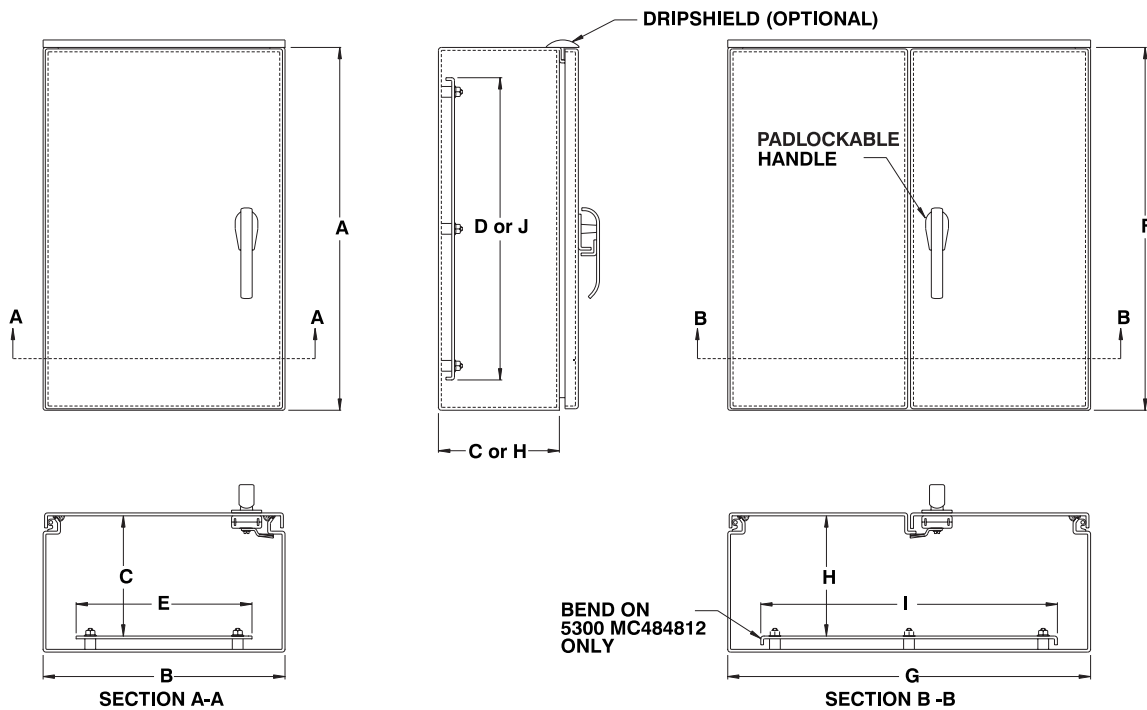
The 5300 MC weatherproof metering cabinets are specially designed for outdoor installation of metering transformers to protect against rain, sleet and snow. The 5300 MC are made from quality 14 GA steel, with corner seams tack welded. The opening has a curled lip around all sides to prevent dripping water from entering the enclosure when the door is open, it also increases rigidity. A high quality robotically

poured-in-place seamless gasket ensures a complete and durable weathertight seal. The captive pins of the concealed hinges can be pulled to remove the door. The doors are closed with a 3 point padlockable handle. Internal mounting holes are provided. Each enclosure comes complete with a 14 GA inner panel which mounts on M8 welded studs. Enclosures wider than 30" inclusively have double doors

while smaller enclosures have single doors. Enclosures and panels are finished with heat fused powder paint, electrostatically applied on a pretreated base. Box is ANSI/ASA 61 gray, panel is white (other colors available).

**CSA Certified / UL Listed
NEMA/EEMAC 3 / IP64**

Refer to p.727 to validate choice of substrate for the application



CATALOG NUMBER	DIMENSIONS					SHIP WGHT LBS.
	A	B	C	D	E	
5300 MC202010	20	20	10	18	18	40
5300 MC271310	27	13	10	25	11	45
5300 MC302010	30	20	10	28	18	50

CATALOG NUMBER	DIMENSIONS					SHIP WGHT LBS.
	F	G	H	J	I	
5300 MC303010	30	30	10	28	28	76
5300 MC363612	36	36	12	34	34	133
5300 MC484812	48	48	12	46	46	205

Shown with optional 880 ESDS external drip shield, see p.474.

Data subject to change without notice.



p.490
<http://www.exmweb.com>

p.477

p.462

p.466

p.583

p.526

p.472

1-800-363-2423

Fax : 450-979-4626



info@exmweb.com