



AMPACT Tool

- Lightweight powder-actuated tools require minimum operator effort
- Installs and removes taps even in confined spaces
- Adaptable for standard hot-stick use
- Conductor applications imprinted on tap packages
- Packages and labels color coded to match taps to tools and cartridges

Selection Information

Part Number	Description	Connects
69437	Small AMPACT Tool (For Red-, White-, and Blue-coded taps)	Aluminum Wire Combinations: #8 – 350 kcmil
69611	Large AMPACT Tool (For Yellow-coded taps only)	Aluminum Wire Combinations: 336.4 – 1192.5, AMPACT EL tap connectors

20

Replacement Parts

69633-2	Large Tool Head
47667-8	Small Tool Head
69612	Universal Power Unit
308967-1	Breech Assembly
314196-1	Breech Cap Assembly (3-Pc)
5-304668-3	Retaining Spring

Notes:

[IS 408-9907 \(P/N 69611 and 69437\)](#)



69633-2



47667-8



69612



308967-1

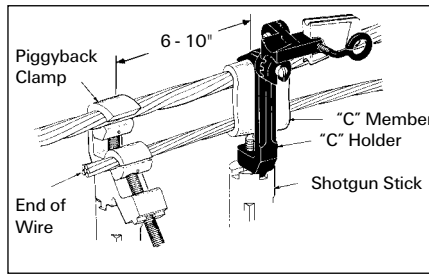


314196-1

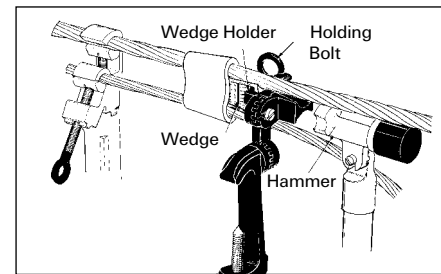


5-304668-3

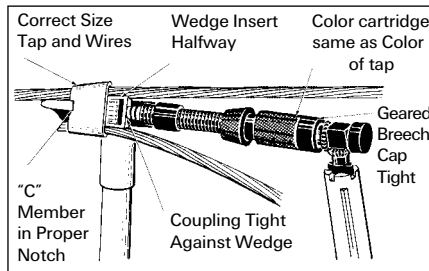
Using the AMPACT tool with the Hot Stick



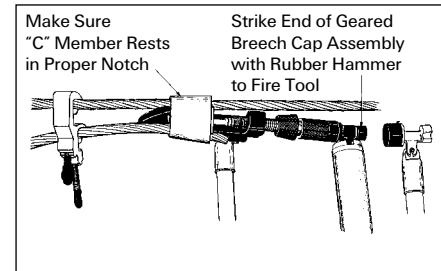
1. Position "piggyback" clamp onto wire. "C" member hooked onto the wire



2. Wedge is placed in "C" member.



3. AMPACT tool clamped over the tap.



4. Tap is completed by hammer blow to end of tool.