




**Directly Mounted CEP7 Solid State Overload Relays, Manual Reset ①②④**

Overload Relay	Directly Mounts to Contactor... ②	Adjustment Range (A)	Trip Class 10
			Catalog Number
<b>Manual Reset for 30 Applications ①</b>			
	CA7-9...CA7-23 CAN7-12, CAN7-16	0.1...0.5	CEP7-ED1AB
		0.2...1.0	CEP7-ED1BB
		1.0...5.0	CEP7-ED1CB
		3.2...16	CEP7-ED1DB
		5.4...27	CEP7-ED1EB
	CA7-30...CA7-43 CAN7-37, CAN7-43	1.0...5.0	CEP7-ED1CD
		3.2...16	CEP7-ED1DD
		5.4...27	CEP7-ED1ED
		9...45	CEP7-ED1FD

**Directly Mounted CEP7 Solid State Overload Relays, Automatic/Manual Reset ①②③④**

Overload Relay	Directly Mounts to Contactor... ②	Adjustment Range (A)	Adjustable Trip Class 10, 15, 20 & 30
			Catalog Number
<b>Automatic or Manual Reset for 30 Applications ①</b>			
	CA7-9...CA7-23 CAN7-12, CAN7-16	0.1...0.5	CEP7-EEAB
		0.2...1.0	CEP7-EEBB
		1.0...5.0	CEP7-EECB
		3.2...16	CEP7-EEDB
		5.4...27	CEP7-EEEB
	CA7-30...CA7-43 CAN7-37, CAN7-43	1.0...5.0	CEP7-EECD
		3.2...16	CEP7-EEDD
		5.4...27	CEP7-EEED
		9...45	CEP7-EEFD
	CA7-60...CA7-97 CAN7-85	5.4...27	CEP7-EEEE
9...45		CEP7-EEFE	
18...90		CEP7-EEGE	
<b>Automatic or Manual Reset for 10 Applications ①</b>			
	CA7-9...CA7-23 CAN7-12, CAN7-16	1.0...5.0	CEP7S-EEPB
		3.2...16	CEP7S-EERB
		5.2...27	CEP7S-EESB
	CA7-30...CA7-43 CAN7-37, CAN7-43	9...45	CEP7S-EETD
	CA7-60...CA7-85 CAN7-85	18...90	CEP7S-EEUE

**TIP!**

Most industrial applications usually call for an overload relay that must be manually reset in the event of a trip. This allows the cause of the overload to be identified before the motor is restarted. An overload relay that resets automatically is generally for specialized, or remote applications, such as rooftop AC units where restarting the motor will not harm people or equipment.

① 3-phase CEP7 units are only designed for 30 applications. Single phase CEP7S units are only designed for single phase applications.

② This reference is not intended to be a guide for selecting contactors. Size overload relays using the full load current of the motor.

③ The reset time of a CEP7 set in the automatic mode is approximately 120 seconds.

④ CEP7 overload relays do not work with Variable Frequency Drives, DC Applications or Softstarters with braking options.