

Catalog Number
Notes
Type

FEATURES & SPECIFICATIONS

INTENDED USE — The 4" Wafer-Thin LED recessed downlight with remote driver box combines high quality light output and efficiency while eliminating the pot light housing for competitive affordability. This innovative wafer-slim Type IC design allows easy installation for new construction or remodel from below the ceiling without the requirement of a pot light housing. The LED module maintains at least 70% light output for 36,000 hours. These LED Wafer downlights are intended for closets, attics, hallways, bathrooms, kitchens, basements, soffits, entry ways, porches, garages, stairwells, corridors, nursing/retirement homes, condos, elevators, apartments, and any other small areas.

CONSTRUCTION — IC rated driver and fixture - approved for direct contact with insulation. Aluminum die cast outer frame. Durable, powder coat paint to prevent rust. Round fixture with integral edge-lit LED's. Plenum rated cable connector to connect from module to remote driver box. Isolated driver integrated inside steel remote box with four 7/8" knockouts with slots for pryout. Not suitable for pulling wires.

INSTALLATION — Ideal for shallow ceiling plenum; no housing required. Steel spring clip for easy installation. 4" cut out template is provided to ensure a correct sized hole is cut into ceiling for proper installation of the trim. Size of hole should not exceed 4 1/4 inches for this product.

OPTICS — Wafer-Thin downlight edge-lit LED technology uses light guided plate to distribute light. Polycarbonate lens provides even illumination throughout the space. Utilized 3000K and 4000K color temperature LEDs.

ELECTRICAL — Connect directly to 120V power supply via provided UL recognized driver. High efficient driver with power factor > 0.9. Ambient operating temperature: -40°F (-40°C) to +104°F (+40°C). Dimming down to 10% (See page 2 for recommended dimmers). Standard input wattage is 9.6W, 70 lumens per watt.

LISTINGS — CSA certified to US and Canadian safety standards. ENERGY STAR® certified. Wet location. Air Tight certified in accordance with ASTM E283-2004.

WARRANTY — 5-year limited warranty. Complete warranty terms located at: www.acuitybrands.com/CustomerResources/Terms_and_conditions.aspx

Note: Actual performance may differ as a result of end-user environment and application. All values are design or typical values, measured under laboratory conditions at 25 °C. Specifications subject to change without notice.

Wafer LED Recessed Downlight

WF4 4" LED Module

IC/Non-IC
New Construction/Remodel



Matte black



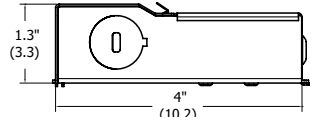
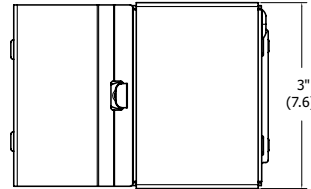
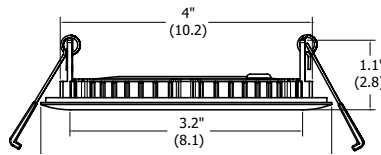
Brushed nickel



Oil-rubbed bronze

Specifications

Aperture:	3.2 (8.1)
Ceiling opening:	4.2 (10.7)
Overlap trim:	4.7 (12.0)
Height:	1.1 (2.8)



All dimensions are inches (centimeters) unless otherwise indicated.

ORDERING INFORMATION

For shortest lead times, configure product using **standard options (shown in bold)**.

Example: WF4 LED 30K MW

WF4	LED	CCT/CRI/W/Lumens ¹		Finish
Series	Lamp			
WF4 4" wafer-thin LED downlight	LED LED	30K	3000K/80CRI/9.6W/675L	MW Matte white
		40K	4000K/80CRI/10W/765L	MB Matte black
				BN Brushed nickel
				ORB Oil-rubbed bronze

Accessories: Order as separate catalog number.

WF4 PAN R12	4" new construction pan, retail pack of 12
WFJB R4	Remodel joist bar, retail pack of 4
WFEXC6 U	6' FT4 cable
WFEXC10 U	10' FT4 cable
WFEXC20 U	20' FT4 cable



WF4_Pan



Joist



Extension Cable

Notes

1 Total system delivered lumens.

WF4 4" LED Wafer Module

PHOTOMETRICS

Distribution Curve

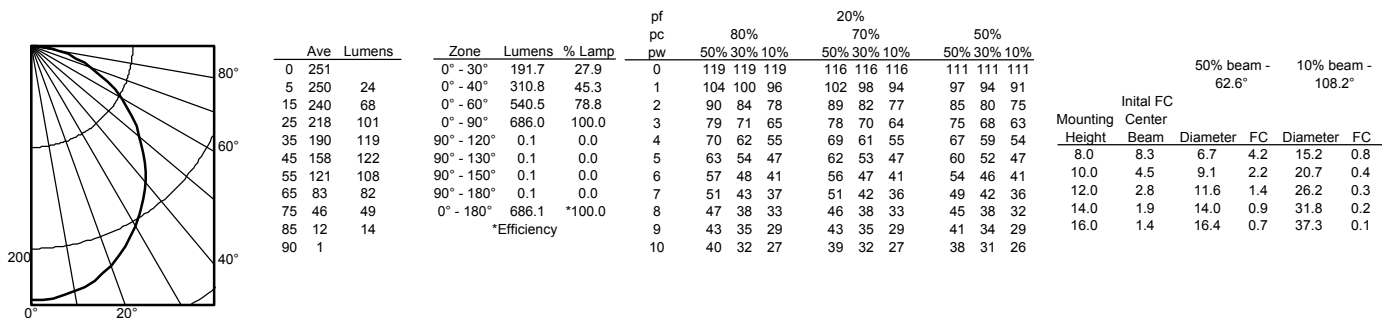
Distribution Data

Output Data

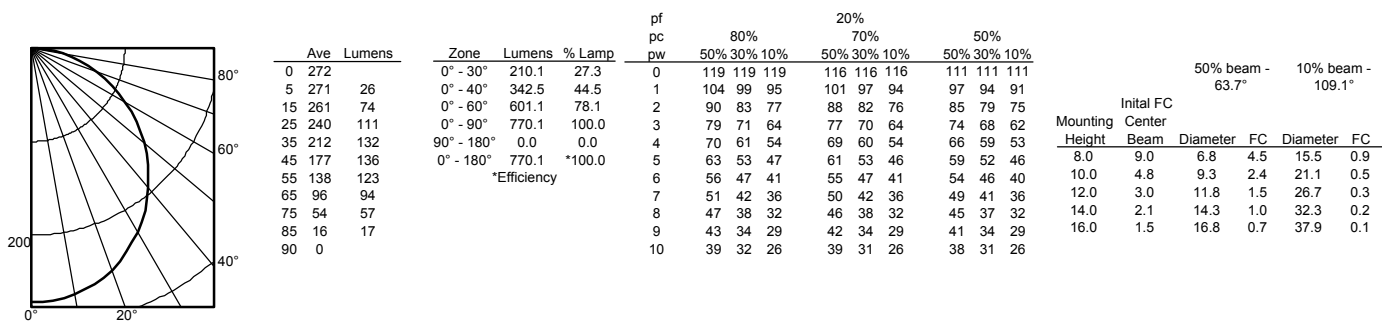
Coefficient of Utilization

Illuminance Data at 30" Above Floor for a Single Luminaire

WF4 LED 30K, 3000 K LEDs, input watts: 9.6, delivered lumens: 675, LM/W=70.3, test no. ISF 30027



WF4 LED 40K, 4000 K LEDs, input watts: 10, delivered lumens: 765, LM/W=76.5, test no. ISF 30377



ENERGY DATA & DIMMER COMPATIBILITY

4" ENERGY DATA - 3000K	
Lumens	675
Color temperature	3000K
CRI	80
Lumens/Watt	70.3
Min. starting temperature	-40°C (-40°F)
EMI/RFI	FCC Title 47 CFR, Part 15, Class B
Sound rating	Class A standards
Input voltage	120V
Total Harmonic Distortion	15.3%
Min. power factor	0.97
Input frequency	50/60 Hz
Rated wattage	9.6W
Input power	9.6W
Input current	0.08A

4" ENERGY DATA - 4000K	
Lumens	765
Color temperature	4000K
CRI	80
Lumens/Watt	76.5
Min. starting temperature	-40°C (-40°F)
EMI/RFI	FCC Title 47 CFR, Part 15, Class B
Sound rating	Class A standards
Input voltage	120V
Total Harmonic Distortion	15.3%
Min. power factor	0.98
Input frequency	50/60 Hz
Rated wattage	10W
Input power	10W
Input current	0.08A

COMPATIBLE DIMMERS				
Insteon	Leviton	Lutron	Sensorswitch	Synergy/Leviton
2477D	6633-PA	CTCL-153P-WH	nSP5 PCD 2W	ISD 600 I 120/IPI06
	IPL06-LED/INC mode	DV-603P-LA	nSP5 PCD ELV 120	ISD 400 ELV 120/IPE04
	6615-P	CT-603PR-WH		
		DVELV-300P		
		NTELV-300P		
		NLV600		
		300P-SELV		
		DV-600P		
		AYCL-153P-WH		
		CTCL-153P-WH		

LIGHTING FACTS

Lithonia Lighting

Light Output (Lumens)	675
Watts	9.6
Lumens per Watt (Efficacy)	70.31

Color Accuracy
Color Rendering Index (CRI) **80**

Light Color
Correlated Color Temperature (CCT) **3000 (Bright White)**

All results are according to IESNA LM-79-2008. Approved Method for the Electrical and Photometric Testing of Solid-State Lighting. The U.S. Department of Energy (DOE) verifies product test data and results.

Visit www.lightingfacts.com for the Label Reference Guide.

Registration Number: NJSM-TPO2CT (3/15/2016)
Model Number: WF4 LED 30K
Type: Luminaire - Downlight

Lithonia Lighting

Light Output (Lumens)	765
Watts	10
Lumens per Watt (Efficacy)	76.5

Color Accuracy
Color Rendering Index (CRI) **80**

Light Color
Correlated Color Temperature (CCT) **4000 (Bright White)**

All results are according to IESNA LM-79-2008. Approved Method for the Electrical and Photometric Testing of Solid-State Lighting. The U.S. Department of Energy (DOE) verifies product test data and results.

Visit www.lightingfacts.com for the Label Reference Guide.

Registration Number: NJSM-UH7A40 (3/15/2016)
Model Number: WF4 LED 40K
Type: Luminaire - Downlight