



280-DC



284-DC

287-XS



Steel

EMT to Rigid Transition Couplings (cont.)

Steel

Catalog Number	Trade Size	Unit Qty.	Std. Pkg. Qty.
290-S	1/2"	25	100
291-S	3/4"	25	100
292-S	1"	10	50



280

EMT to FMC Transition Couplings

Compression type for EMT; two-screw steel strap end for flexible metal conduit.

Malleable Iron

Catalog Number	EMT Trade Size	Flex Trade Size	Unit Qty.	Std. Pkg. Qty.
280	1/2"	3/8"	25	100
281	1/2"	1/2"	20	100

EMT to AC/MC and FMC Transition Couplings

cULus E9391: 280-DC, 280-DCX, 280SP, 280SPMB, 281-DC, 281-DCG, 281SPMB, 282-DC, 283-DC, 284-DC, 285-DC and 286-DC
cETLus: 287-XS thru 290-XS

Zinc Die Cast

Catalog Number	EMT Trade Size	Flex Trade Size	Unit Qty.	Std. Pkg. Qty.
280-DC	1/2"	3/8"	25	100
280-DCX	1/2"	3/8"	25	100
280SP	1/2"	3/8"	25	100
280SPMB	1/2"	3/8"	25	100
281-DC	1/2"	1/2"	25	250
281-DCG	1/2"	1/2"	25	100
281SPMB	3/4"	3/8"	25	100
282-DC	3/4"	3/4"	25	100
282-DCX	3/4"	1/2"	25	100
283-DC	1"	1"	10	100
284-DC	1 1/4"	1 1/4"	4	40
285-DC	1 1/2"	1 1/2"	2	20
286-DC	2"	2"	2	20

Zinc Plated Steel

Catalog Number	EMT Trade Size	Flex Trade Size	Unit Qty.	Std. Pkg. Qty.
287-XS	2 1/2"	2 1/2"	1	4
288-XS	3"	3"	1	4
289-XS	3 1/2"	3 1/2"	1	2
290-XS	4"	4"	---	1



280-DC
280-DCX

281-DC, 282-DC,
282-DCX, 283-DC



280SP



280SPMB
281SPMB



281-DCG
284-DC
285-DC
286-DC



287-XS



Zinc

EMT to Rigid Transition Couplings

Set screw type fitting used to join EMT to rigid or IMC. Concrete-tight. Furnished with Tri-Drive slot/Phillips/Robertson head screws.

cETLus: 290-DC thru 292-DC
cULus File No. E9391: 290-S thru 292-S

Zinc Die Cast

Catalog Number	Trade Size	Unit Qty.	Std. Pkg. Qty.
290-DC	1/2"	50	200
291-DC	3/4"	25	100
292-DC	1"	25	100



280SP

TRADITIONAL SOLUTION



BRIDGEPORT SOLUTION




282-DC

TRADITIONAL SOLUTION



BRIDGEPORT SOLUTION



290-DC



291-S



291-MS



290-RT


Mighty-Merge® Raintight EMT to Rigid Combination Couplings

Used to join rigid to EMT. Coupling internally threaded for rigid / IMC. Compression type for EMT. "Raintight". Patented.

cETLus Listed

Zinc Die Cast

Catalog Number	Trade Size	Unit Qty.	Std. Pkg. Qty.
290-RT	1/2"	25	100
291-RT	3/4"	25	100
292-RT	1"	10	50



292-RT



290-MS

EMT to Rigid Transition Couplings

Used to join rigid or IMC to EMT. Coupling internally threaded for rigid / IMC. Compression type for EMT. Concrete-tight.

UL File No. E9391: 292-MS

Zinc Plated Steel

Catalog Number	Trade Size	Unit Qty.	Std. Pkg. Qty.
290-MS	1/2"	25	100
291-MS	3/4"	25	100
292-MS	1"	10	50



292-MS



581-DC

EMT to FMC Transition Couplings

Used to join EMT to flexible metal conduit. Screw-in end for flex. Compression end for EMT.

UL File No. E9391, also 581-DC UL listed for use with XRFMFC.

Zinc Die Cast

Catalog Number	Trade Size	Unit Qty.	Std. Pkg. Qty.
581-DC	1/2"	50	500
582-DC	3/4"	25	250
583-DC	1"	10	100




582-DC

BRIDGEPORT TRANSITION FITTINGS

TRADITIONAL SOLUTIONS



BRIDGEPORT SOLUTION



4157-DC

Mighty-Merge® Multi-Port Transition Couplings

Used to join 1/2 to 10/3 armored or metal clad cable or 3/8" flexible metal conduit to EMT. A labor savings, compared to the traditional junction box installation. Ensure that cables are inserted such that the cable armor is visible in the inspection holes. The 4156 and 4157 are two port designs. The 4357 is a three port design and the 4457 is four port. The 5157 is a two port compression design ideal for government and school construction requiring compression type fittings. The 4357-NM is a three port coupling used to transition multiple nonmetallic cable to 3/4" EMT. Patented and Patents Pending.

cULus File No. E20534: 4157-DC, 5157-DC
cETLus: 4156-DC, 4357-DC, 4457-DC, 4357-NM

Zinc Die Cast

Catalog Number	EMT Trade Size	Flex Trade Size	Unit Qty.	Std. Pkg. Qty.
4156-DC	1/2"	3/8" (2 Port)	20	100
4157-DC	3/4"	3/8" (2 Port)	25	100
4357-DC	1"	3/8" (3 Port)	5	20
4457-DC	1"	3/8" (4 Port)	5	20
5157-DC	3/4"	3/8" (2 Port)	25	100

Nonmetallic

Catalog Number	EMT Trade Size	Nonmetallic Cable Range	Unit Qty.	Std. Pkg. Qty.
4357-NM	3/4"	Connector Cable Fill	10	40

One cable per port: 14/2 to 10/3
Two cables per port: 14/2, 12/2, 10/2

Mighty-Merge Two-to-One Combination Couplings

Used to join two lengths of EMT conduit into one. The 4256-DC joins two 1/2" EMT to one 3/4" EMT. The 4258-DC joins two 3/4" EMT to 1" EMT. Patented.

cULus File No. E24001

Zinc Die Cast

Catalog Number	Trade Size	Unit Qty.	Std. Pkg. Qty.
4256-DC	1/2" - 3/4"	10	40
4258-DC	3/4" - 1"	10	40



Raintight Liquid Tight to EMT Transition Couplings

Used to join either metallic or nonmetallic (Type "B") liquid tight to EMT. Concrete-tight. UL listed "Raintight". Patented.

UL File No. E24001: 4360-DC AND 4361-DC
CSA File No. LR39394: 4360-DC and 4361-DC
cULus File No. E24001: 4362-DC thru 4365-DC

Zinc Die Cast

Catalog Number	Trade Size	Unit Qty.	Std. Pkg. Qty.
4360-DC	1/2"	25	100
4361-DC	3/4"	10	50
4362-DC	1"	10	50
4363-DC	1 1/4"	5	25
4364-DC	1 1/2"	5	25
4365-DC	2"	5	20

TRADITIONAL SOLUTIONS



BRIDGEPORT SOLUTION



4361-DC