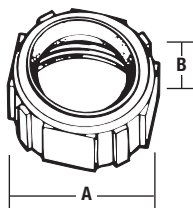


Rigid/Intermediate Grade Conduit Fittings



Insulated Bushings — Iron/Zinc Plated




CAT. NO.	CONDUIT SIZE (IN.)	DIMENSIONS (IN.)		STD. CTN.
		A	B	
BI 901	½	1½ ₃₂	½	1,000
BI-902	¾	1¼	½	1,000
BI-903	1	1½ ₁₆	¾ ₁₆	500
BI-904	1¼	1½ ₁₆	1 ⁹ / ₃₂	200
BI-905	1½	2 ¹³ / ₆₄	¾	100

UL File No. E-23018.

CAT. NO.	CONDUIT SIZE (IN.)	DIMENSIONS (IN.)		STD. CTN.
		A	B	
BI-906	2	2 ⁴⁵ / ₆₄	¾	50
BI-907	2½	3 ⁷ / ₃₂	¾ ₁₆	30
BI-908	3	3 ²⁷ / ₃₂	¾ ₁₆	25
BI-909	3½	4 ⁷ / ₁₆	¾	25
BI910	4	4 ³¹ / ₃₂	2 ⁹ / ₃₂	25

UL File No. E-23018.

Insulated Grounding Bushings — Malleable Iron/Zinc Plated



CAT. NO.	CONDUIT SIZE (IN.)	GROUNDING LUG WIRE CAPACITY	DIMENSIONS (IN.)		STD. CTN.
			A	B	
BG-801	½	—	1½ ₃₂	½	500
BG-802	¾	#14-#4 CU	1¼	½	500
BG-803	1	or	1½ ₁₆	¾ ₁₆	250
BG-804	1¼	#12-#4 AL	1½ ₁₆	1 ⁹ / ₃₂	150
BG-805	1½	—	2 ¹³ / ₆₄	¾	150

UL File No. E-3060.

½"-2" Iron, 2¼"-4" Die Cast Zinc.

CAT. NO.	CONDUIT SIZE (IN.)	GROUNDING LUG WIRE CAPACITY	DIMENSIONS (IN.)		STD. CTN.
			A	B	
BG-806	2	—	2 ⁴⁵ / ₆₄	¾	100
BG-807	2½	#14-1/0 CU	3 ⁷ / ₁₆	¾ ₁₆	60
BG-808	3	or #12-1/0 AL	3 ⁷ / ₁₆	¾ ₁₆	30
BG-809	3½	#6-250 kcmil	4 ⁷ / ₁₆	¾	30
BG-810	4	CU or AL	4 ²¹ / ₃₂	2 ⁹ / ₃₂	30

UL File No. E-3060.

½"-2" Iron, 2¼"-4" Die Cast Zinc.

Grounding Bushings Malleable Iron/Zinc Plated — Insulated With Aluminum Lug

- For copper or aluminum bare ground wire
- 105°C thermoplastic liners
- Heavy reinforced ribs

CAT. NO.	TRADE SIZE (IN.)	GROUNDING LUG WIRE SIZE		STD. CTN.
		MIN.	MAX.	
BG801A	½	14	6	500
BG-802A	¾	14	6	500
BG-803A	1	14	6	250
BG-804A	1¼	14	2	200
BG-805A	1½	14	2	100
BG-806A	2	14	2	100

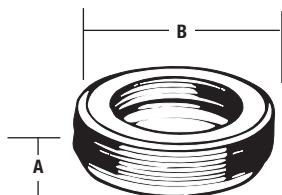
UL File No. E-3060.

CAT. NO.	TRADE SIZE (IN.)	GROUNDING LUG WIRE SIZE		STD. CTN.
		MIN.	MAX.	
BG-807A	2½	14	2/0	50
BG-808A	3	14	2/0	50
BG-809A	3½	14	2/0	10
BG-810A	4	14	2/0	10
BG-810B	4	6	250 kcmil	10

UL File No. E-3060.

Reducing Bushings

- RB-121 thru RB-165 — Steel
- RB-175 thru RB-187 — Malleable iron (concrete tight), zinc plated



CAT. NO.	CONDUIT SIZE (IN.)	DIMENSIONS (IN.)		STD. CTN.
		A	B	
RB 121	¾-½	¾ ₁₆	¾	100
RB-131	1-½	¾	1½	50
RB-132	1-¾	¾	1½	50
RB-141	1¼-½	1 ¹ / ₁₆	1 ⁷ / ₁₆	50
RB 142	1¼-¾	1 ¹ / ₁₆	1 ⁷ / ₁₆	50
RB-143	1¼-1	1 ¹ / ₁₆	1 ⁷ / ₁₆	50
RB-151	1½-½	2 ⁹ / ₃₂	1 ¹¹ / ₁₆	50
RB-152	1½-¾	2 ⁹ / ₃₂	1 ¹¹ / ₁₆	50
RB-153	1½-1	2 ⁹ / ₃₂	1 ¹¹ / ₁₆	50
RB-154	1½-1¼	2 ⁹ / ₃₂	1 ¹¹ / ₁₆	50

UL File No. E-23018.

CAT. NO.	CONDUIT SIZE (IN.)	DIMENSIONS (IN.)		STD. CTN.
		A	B	
RB-161	2-½	2 ⁷ / ₃₂	2 ³ / ₃₂	25
RB-162	2-¾	2 ⁷ / ₃₂	2 ³ / ₃₂	25
RB-163	2-1	2 ⁷ / ₃₂	2 ³ / ₃₂	25
RB-164	2-1¼	2 ⁷ / ₃₂	2 ³ / ₃₂	25
RB-165	2-1½	2 ⁷ / ₃₂	2 ³ / ₃₂	25
RB-175	2½-1½	¾	2 ⁹ / ₁₆	25
RB-176	2½-2	¾	2 ⁹ / ₁₆	25
RB-186	3-2	2 ⁹ / ₃₂	2 ⁷ / ₁₆	25
RB-187	3-2½	2 ⁹ / ₃₂	2 ⁷ / ₁₆	25

UL File No. E-23018.

Corporate Office
Tel: 901.252.8000
800.816.7809
Fax: 901.252.1354

Customer Service
Tel: 800.816.7809
Fax: 800.816.7810

Technical Services
Tel: 888.862.3289
Fax: 901.252.1321

Tool Services
Tel: 800.284.8665

Thomas & Betts

www.tnb.com