



## Overview

### Ty-Duct™ – The versatile configurations you need for routing and concealing wiring!

Here are some of the impressive features incorporated into all of our wiring duct solutions.

#### Features

- Available in Solid, Wide Slot, Narrow Slot, and Round Hole versions to meet your capacity and flexibility needs
- Widths from 0.75 in. to 6 in. and depths from 1 in. to 5 in.
- Optional adhesive back for quick, hassle-free installation
- Complete selection of accessories and tools for installation
- Lead-free construction
- Lightweight Halogen-free unit available for Wide Slot Wiring Duct

Thomas & Betts' innovative new Ty-Duct™ products offer a total solution for routing and concealing wiring in control panels. Many different sizes are available to accommodate anything from the smallest wallmount panel to the larger integrated systems!

#### Certifications

- UL Recognized Continuous-Use Temperature: 50° C (122° F)
- UL 94 Flammability — Rating of V-0
- Conforms with NFPA 79-2002 Section 14.3.1 Requirement for Flame Retardant Material
- CE compliant for European shipping
- CSA Certified
- RoHS Compliant



#### Available in 4 Colours



## Overview



## Advantages

- **Two-point contact** design enables the cover to be easily installed in the right place with less force
- **Co-extruded cover** ensures the cover will stay in place and will not slip once installed
- **Smooth corners and edges** will not damage or disfigure wires
- **Flush cover design** enables greater capacity and sits flush with duct side wall
- **Triple restricted slots** speed installation while enabling better wire retaining in duct
- **Dual score lines** — Upper score line allows fingers to be broken out without tools and the lower score line allows side wall sections to be removed easily
- **V-shaped slot lead-in** funnels wires into slot for easier wire insertion
- **Staggered mounting hole pattern** (larger widths)
- **Universal Mounting Clip** secures into the base to perform several tasks:
  - Enables divider to be snapped into base
  - Slots in the Universal Mounting Clip allow cable ties to pass through to hold wire bundles in place
  - 2 slot sizes on Universal Mounting Clip accommodate traditional nylon cable ties or hook and loop fasteners
- **Slotted and Solid Divider** accommodates various wiring applications
- **Grooved cover** provides better grip for removal and placement of cover onto base
- **Writable protective film** on covers protects from work site scratches and scuffs and enables temporary marking or labeling
- **Embossed holes** enable Universal Mounting Clips to be installed, even after the duct has been riveted to the panel
- **PVC construction** is excellent for flame retardancy
- **North American and DIN standard mounting holes**

## Overview

.....

### Solid Wall Wiring Duct

- Engineered to restrict wire access for greater security
- Available in improved flush sidewall and cover style for greater wire capacity



### Wide Slot Wiring Duct

- Wide fingers and slots increase rigidity and enable insertion of bundles
- Halogen-free version available

### Narrow Slot Wiring Duct

- Smaller, higher number of fingers for more concise harnessing
- Finger design restricts wire from slipping along the edge — creates two or three levels of wire service



### Round Hole Wiring Duct

- Multiple rows of holes retain wire at different heights and positions with or without the cover
- Features maximum number of wire holes

## Overview

### How to order Ty-Duct™

Ordering the Ty-Duct™ products you need is as easy as 1, 2, 3! After selecting the appropriate Ty-Duct solutions for your application, make sure you complete the following checklist.





### For Ty-Duct™ Wiring Duct and Covers

**1** Specify colour

**2** Indicate if you want the duct without mounting holes

**3** Indicate if you want an adhesive-backed duct (not available in Wide Slot Duct — Halogen Free)

[ ] = space for colour identifier:

- G = Grey 
- W = White 
- B = Black 
- I = Intrinsic Blue 



To order Adhesive-Backed Duct, add suffix A to catalogue number.  
**Example:** TY75X15WPB6A is a 0.75 in. x 1.5 in. wide slot black duct with adhesive backing.  
 Shelf life for adhesive is 1 year.

**2** To order duct without mounting holes, add suffix NM to catalogue number. **Example:** TY75X1WPG6NM is a 0.75 in. x 1 in. wide slot grey duct with no mounting holes.

Cat. No.	Description	Size (W x H)		Cover Cat. No.	Standard Carton Quantity		Length (ft.)
		in.	mm		Duct Std. Ctn. Qty.	Cover Std. Ctn. Qty.	
TY75X1WP[G]6NM	0.75 x 1 wide slot duct	0.94 x 1.09	23.9 x 27.7	TY75CP[ ]6	120	120	6
TY75X15WP[B]6A	0.75 x 1.5 wide slot duct	0.94 x 1.56	23.9 x 39.6				
TY75X2WP[I]6	0.75 x 2 wide slot duct	0.94 x 2.07	23.9 x 52.6				

SP=Solid  
 WP=Wide Slot  
 NP=Narrow Slot  
 RP=Round Hole

**1** Catalogue Number must be completed by adding suffix G for Grey, W for White, I for Intrinsic Blue, B for Black. **Example:** TY75X2WPI6 is a 0.75 in. x 2 in. wide slot intrinsic blue duct. Cover colour must be specified also.

Standard lengths are 6 feet.

### For Ty-Duct™ Dividers




Catalogue Number must be completed by adding suffix S for Solid or W for Wide Slot.  
**Example:** TY2DSPG6 is a 2 in. high solid wall grey divider.

Cat. No.	Description	Std. Ctn. Qty.	Length (ft.)
TY2D[S]P[G]6	2 in. high wall divider	120	6

Catalogue Number must be completed by adding suffix G for Grey, W for White, I for Intrinsic Blue, B for Black. **Example:** TY2DSPG6 is a 2 in. high solid wall grey divider.

### For Ty-Duct™ Corner and Joining Strips



Corner Strip sample shown below.  
 Joining Strips are ordered the same way.

Cat. No.	Description	Std. Ctn. Qty.	Length (ft.)
TYCS[G]6	Corner Strip	120	6

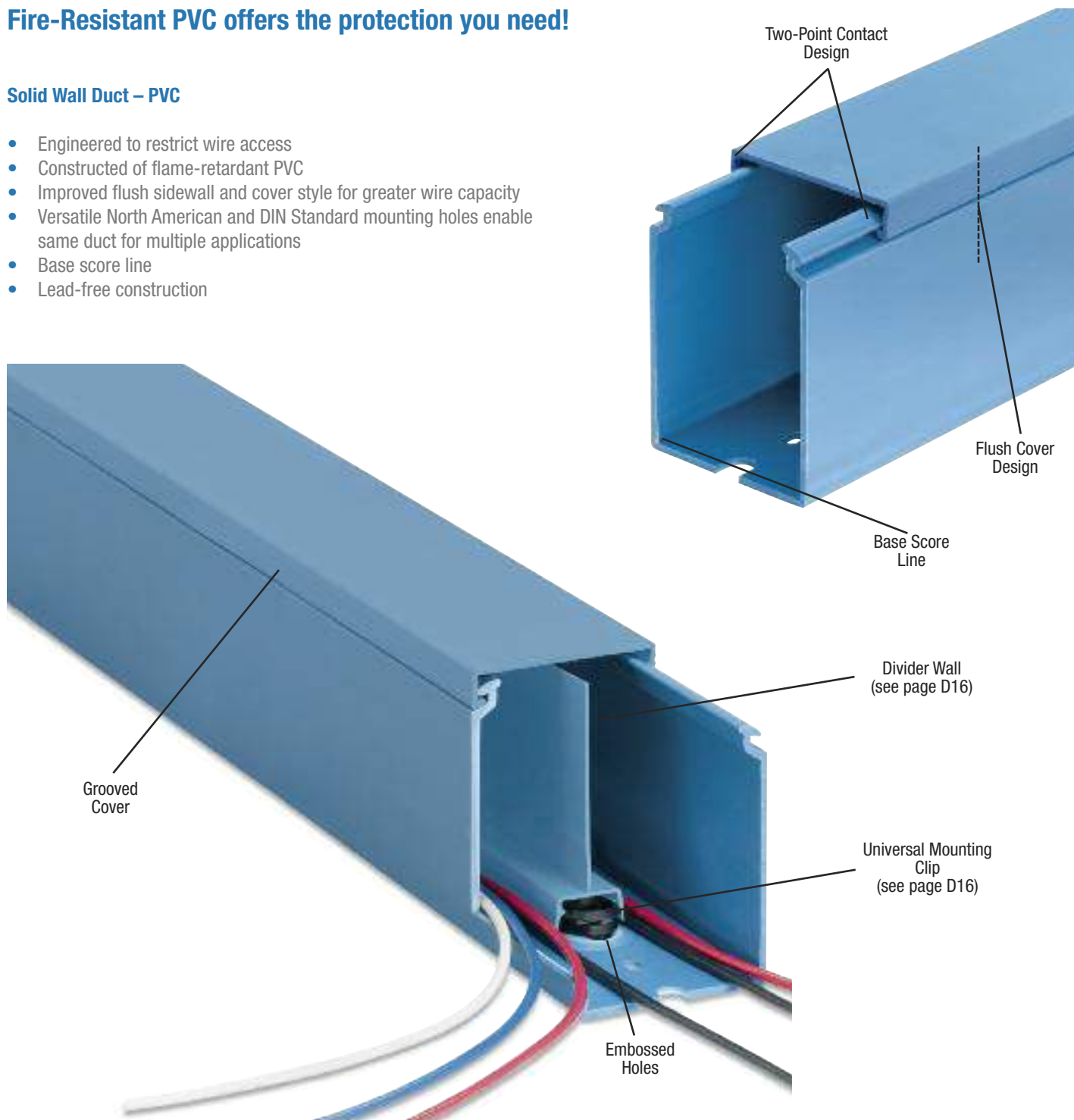
Catalogue Number must be completed by adding suffix G for Grey, W for White, I for Intrinsic Blue, B for Black. **Example:** TYCSG6 is a grey corner strip.

## Solid Wall Duct

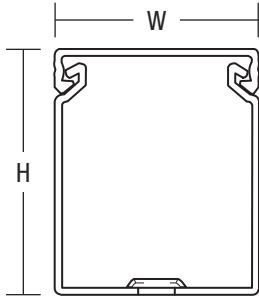
**Fire-Resistant PVC offers the protection you need!**

### Solid Wall Duct – PVC


- Engineered to restrict wire access
- Constructed of flame-retardant PVC
- Improved flush sidewall and cover style for greater wire capacity
- Versatile North American and DIN Standard mounting holes enable same duct for multiple applications
- Base score line
- Lead-free construction





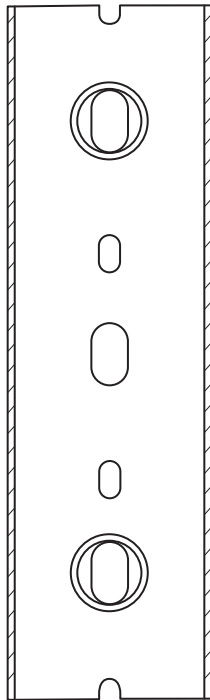


Front View w/Cover



Side View

For a complete listing of Solid Wall dimensional details, see page D22.



Bottom View

Cat. No.	Description	Size (W x H)		Cover Cat. No.	Duct Std. Ctn. Qty.	Cover Std. Ctn. Qty.	Length (ft.)
		in.	mm				
TY75X1SP[_]6	0.75 x 1 solid wall duct	0.94 x 1.14	23.9 x 29.0	TY75CP[_]6	120	120	6
TY75X15SP[_]6	0.75 x 1.5 solid wall duct	0.94 x 1.60	23.9 x 40.6		120		
TY75X2SP[_]6	0.75 x 2 solid wall duct	0.94 x 2.10	23.9 x 53.3		120		
TY1X1SP[_]6	1 x 1 solid wall duct	1.25 x 1.14	31.8 x 29.0	TY1CP[_]6	120	120	
TY1X15SP[_]6	1 x 1.5 solid wall duct	1.25 x 1.60	31.8 x 40.6		120		
TY1X2SP[_]6	1 x 2 solid wall duct	1.25 x 2.10	31.8 x 53.3		120		
TY1X3SP[_]6	1 x 3 solid wall duct	1.25 x 3.05	31.8 x 77.5		120		
TY1X4SP[_]6	1 x 4 solid wall duct	1.25 x 4.37	31.8 x 111.0	60	TY15CP[_]6	120	
TY15X1SP[_]6	1.5 x 1 solid wall duct	1.75 x 1.14	44.5 x 29.0	120			
TY15X15SP[_]6	1.5 x 1.5 solid wall duct	1.75 x 1.60	44.5 x 40.6	120			
TY15X2SP[_]6	1.5 x 2 solid wall duct	1.75 x 2.10	44.5 x 53.3	120			
TY15X3SP[_]6	1.5 x 3 solid wall duct	1.75 x 3.05	44.5 x 77.5	120			
TY15X4SP[_]6	1.5 x 4 solid wall duct	1.75 x 4.37	44.5 x 111.0	60	TY2CP[_]6	120	
TY2X1SP[_]6	2 x 1 solid wall duct	2.25 x 1.24	57.2 x 31.5	120			
TY2X15SP[_]6	2 x 1.5 solid wall duct	2.25 x 1.70	57.2 x 43.2	120			
TY2X2SP[_]6	2 x 2 solid wall duct	2.25 x 2.19	57.2 x 55.6	120			
TY2X3SP[_]6	2 x 3 solid wall duct	2.25 x 3.14	57.2 x 79.8	60			
TY2X4SP[_]6	2 x 4 solid wall duct	2.25 x 4.46	57.2 x 113.3	60			
TY2X5SP[_]6	2 x 5 solid wall duct	2.25 x 5.15	57.2 x 130.8	60	TY25CP[_]6	120	
TY25X2SP[_]6	2.5 x 2 solid wall duct	2.75 x 2.19	69.9 x 55.6	120			
TY25X3SP[_]6	2.5 x 3 solid wall duct	2.75 x 3.14	69.9 x 79.8	60			
TY25X4SP[_]6	2.5 x 4 solid wall duct	2.75 x 4.46	69.9 x 113.3	60			
TY3X1SP[_]6	3 x 1 solid wall duct	3.25 x 1.24	82.6 x 31.5	120	TY3CP[_]6	120	
TY3X2SP[_]6	3 x 2 solid wall duct	3.25 x 2.19	82.6 x 55.6	60			
TY3X3SP[_]6	3 x 3 solid wall duct	3.25 x 3.14	82.6 x 79.8	60			
TY3X4SP[_]6	3 x 4 solid wall duct	3.25 x 4.46	82.6 x 113.3	60			
TY3X5SP[_]6	3 x 5 solid wall duct	3.25 x 5.15	82.6 x 130.8	60			
TY4X15SP[_]6	4 x 1.5 solid wall duct	4.25 x 1.70	108.0 x 43.2	60	TY4CP[_]6	120	
TY4X2SP[_]6	4 x 2 solid wall duct	4.25 x 2.19	108.0 x 55.6	60			
TY4X3SP[_]6	4 x 3 solid wall duct	4.25 x 3.14	108.0 x 79.8	60			
TY4X4SP[_]6	4 x 4 solid wall duct	4.25 x 4.46	108.0 x 113.3	30			
TY4X5SP[_]6	4 x 5 solid wall duct	4.25 x 5.15	108.0 x 130.8	30			
TY6X4SP[_]6	6 x 4 solid wall duct	6.25 x 4.46	158.8 x 113.3	30			60

[\_] = space for colour identifier:

- G = Grey
- W = White
- B = Black
- I = Intrinsic Blue

Standard lengths are 6 feet

Catalogue Number must be completed by adding suffix G for Grey, W for White, I for Intrinsic Blue, B for Black.

Example: TY75X1SPG6 is a 0.75 in. x 1 in. solid wall grey duct

To order duct without mounting holes, add suffix NM to catalogue number.

Example: TY75X1SPG6NM is a 0.75 in. x 1 in. solid wall grey duct with no mounting holes

To order Adhesive-Backed Duct, add suffix A to catalogue number.

Example: TY75X1SPG6A is a 0.75 in. x 1 in. solid wall grey duct with adhesive backing. Shelf life for adhesive is 1 year

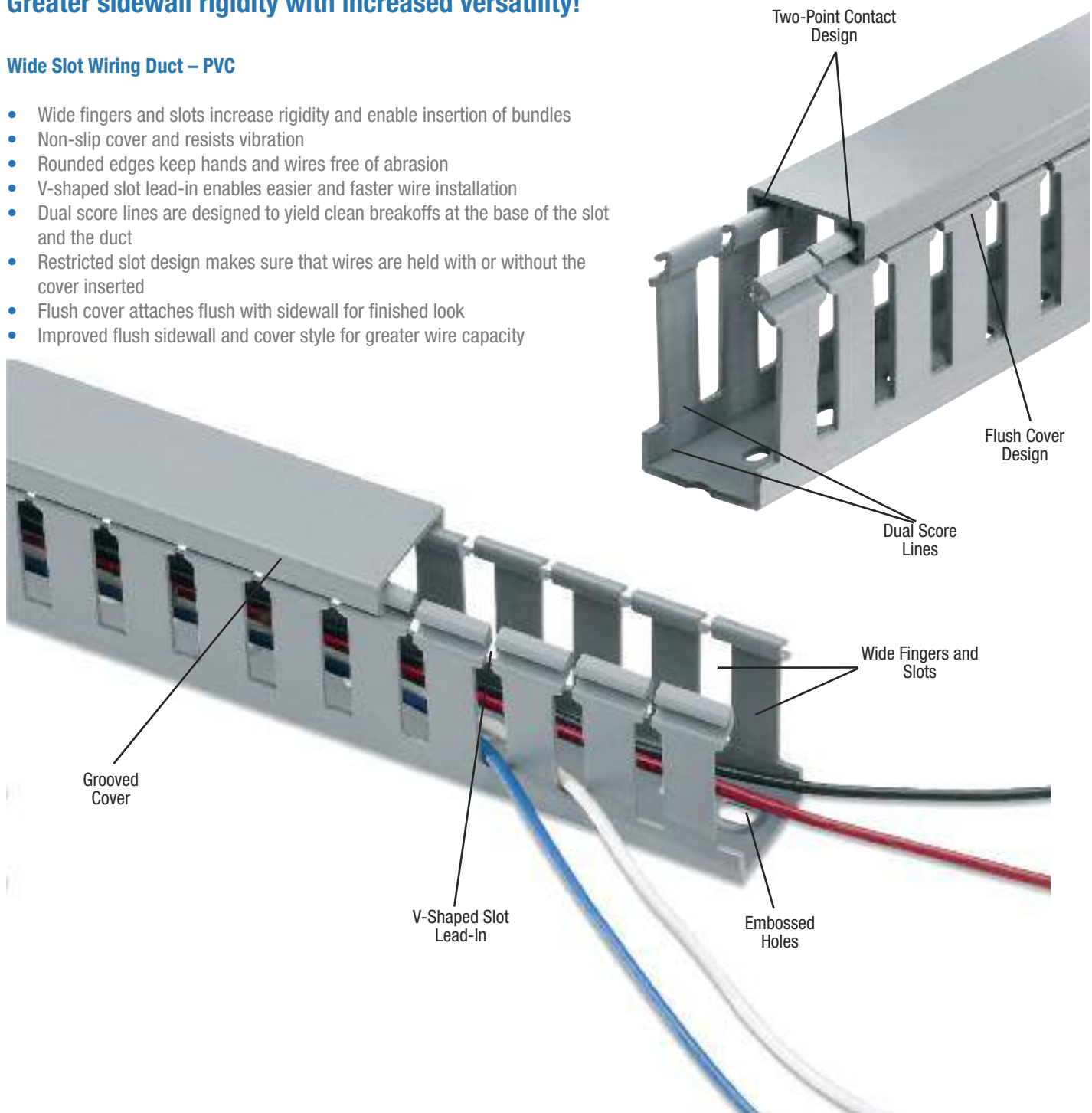
PVC vinyl duct is UL Recognized , CSA Certified and CE Compliant

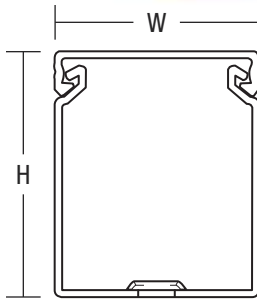
## Wide Slot Wiring Duct

### Greater sidewall rigidity with increased versatility!

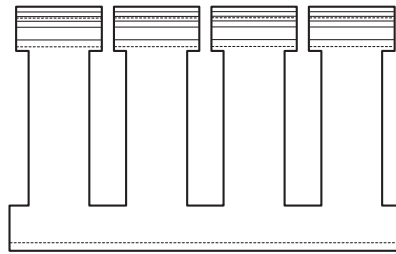
#### Wide Slot Wiring Duct – PVC

- Wide fingers and slots increase rigidity and enable insertion of bundles
- Non-slip cover and resists vibration
- Rounded edges keep hands and wires free of abrasion
- V-shaped slot lead-in enables easier and faster wire installation
- Dual score lines are designed to yield clean breakoffs at the base of the slot and the duct
- Restricted slot design makes sure that wires are held with or without the cover inserted
- Flush cover attaches flush with sidewall for finished look
- Improved flush sidewall and cover style for greater wire capacity



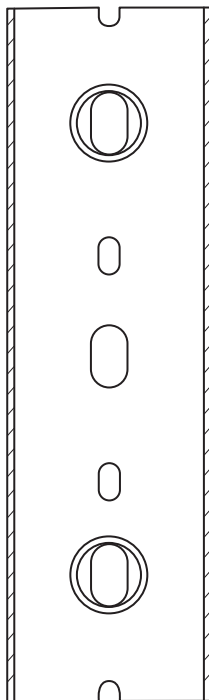


Front View w/Cover



Side View

For a complete listing of Wide Slot dimensional details, see page D23.



Bottom View

Cat. No.	Description	Size (W x H)		Cover Cat. No.	Duct Std. Ctn. Qty.	Cover Std. Ctn. Qty.	Length (ft.)	
		in.	mm					
TY75X1WP[ ]6	0.75 x 1 wide slot duct	0.94 x 1.14	23.9 x 29.0	TY75CP[ ]6	120	120	6	
TY75X15WP[ ]6	0.75 x 1.5 wide slot duct	0.94 x 1.60	23.9 x 40.6		120			
TY75X2WP[ ]6	0.75 x 2 wide slot duct	0.94 x 2.10	23.9 x 53.3		120			
TY1X1WP[ ]6	1 x 1 wide slot duct	1.25 x 1.14	31.8 x 29.0	TY1CP[ ]6	120	120		
TY1X15WP[ ]6	1 x 1.5 wide slot duct	1.25 x 1.60	31.8 x 40.6		120			
TY1X2WP[ ]6	1 x 2 wide slot duct	1.25 x 2.10	31.8 x 53.3		120			
TY1X3WP[ ]6	1 x 3 wide slot duct	1.25 x 3.05	31.8 x 77.5		120			
TY1X4WP[ ]6	1 x 4 wide slot duct	1.25 x 4.37	31.8 x 111.0		60			
TY15X1WP[ ]6	1.5 x 1 wide slot duct	1.75 x 1.14	44.5 x 29.0	TY15CP[ ]6	120	120		
TY15X15WP[ ]6	1.5 x 1.5 wide slot duct	1.75 x 1.60	44.5 x 40.6		120			
TY15X2WP[ ]6	1.5 x 2 wide slot duct	1.75 x 2.10	44.5 x 53.3		120			
TY15X3WP[ ]6	1.5 x 3 wide slot duct	1.75 x 3.05	44.5 x 77.5		120			
TY15X4WP[ ]6	1.5 x 4 wide slot duct	1.75 x 4.37	44.5 x 111.0		60			
TY2X1WP[ ]6	2 x 1 wide slot duct	2.25 x 1.24	57.2 x 31.5	TY2CP[ ]6	120	120		
TY2X15WP[ ]6	2 x 1.5 wide slot duct	2.25 x 1.70	57.2 x 43.2		120			
TY2X2WP[ ]6	2 x 2 wide slot duct	2.25 x 2.19	57.2 x 55.6		120			
TY2X3WP[ ]6	2 x 3 wide slot duct	2.25 x 3.14	57.2 x 79.8		60			
TY2X4WP[ ]6	2 x 4 wide slot duct	2.25 x 4.46	57.2 x 113.3		60			
TY2X5WP[ ]6	2 x 5 wide slot duct	2.25 x 5.15	57.2 x 130.8		60			
TY25X2WP[ ]6	2.5 x 2 wide slot duct	2.75 x 2.19	69.9 x 55.6		120			120
TY25X3WP[ ]6	2.5 x 3 wide slot duct	2.75 x 3.14	69.9 x 79.8		60			
TY25X4WP[ ]6	2.5 x 4 wide slot duct	2.75 x 4.46	69.9 x 113.3	60				
TY3X1WP[ ]6	3 x 1 wide slot duct	3.25 x 1.24	82.6 x 31.5	TY3CP[ ]6	120	120		
TY3X2WP[ ]6	3 x 2 wide slot duct	3.25 x 2.19	82.6 x 55.6		60			
TY3X3WP[ ]6	3 x 3 wide slot duct	3.25 x 3.14	82.6 x 79.8		60			
TY3X4WP[ ]6	3 x 4 wide slot duct	3.25 x 4.46	82.6 x 113.3		60			
TY3X5WP[ ]6	3 x 5 wide slot duct	3.25 x 5.15	82.6 x 130.8		60			
TY4X15WP[ ]6	4 x 1.5 wide slot duct	4.25 x 1.70	108.0 x 43.2	TY4CP[ ]6	60	120		
TY4X2WP[ ]6	4 x 2 wide slot duct	4.25 x 2.19	108.0 x 55.6		60			
TY4X3WP[ ]6	4 x 3 wide slot duct	4.25 x 3.14	108.0 x 79.8		60			
TY4X4WP[ ]6	4 x 4 wide slot duct	4.25 x 4.46	108.0 x 113.3		30			
TY4X5WP[ ]6	4 x 5 wide slot duct	4.25 x 5.15	108.0 x 130.8		30			
TY6X4WP[ ]6	6 x 4 wide slot duct	6.25 x 4.46	158.8 x 113.3		TY6CP[ ]6		30	60

[ ] = space for colour identifier:

- G = Grey
- W = White
- B = Black
- I = Intrinsic Blue

Standard lengths are 6 feet.

Catalogue Number must be completed by adding suffix G for Grey, W for White, I for Intrinsic Blue, B for Black.

Example: TY75X1WPG6 is a 0.75 in. x 1 in. wide slot grey duct

To order duct without mounting holes, add suffix NM to catalogue number.

Example: TY75X1WPG6NM is a 0.75 in. x 1 in. wide slot grey duct with no mounting holes

To order Adhesive-Backed Duct, add suffix A to catalogue number.

Example: TY75X1WPG6A is a 0.75 in. x 1 in. wide slot grey duct with adhesive backing. Shelf life for adhesive is 1 year

PVC vinyl duct is UL Recognized , CSA Certified and CE Compliant

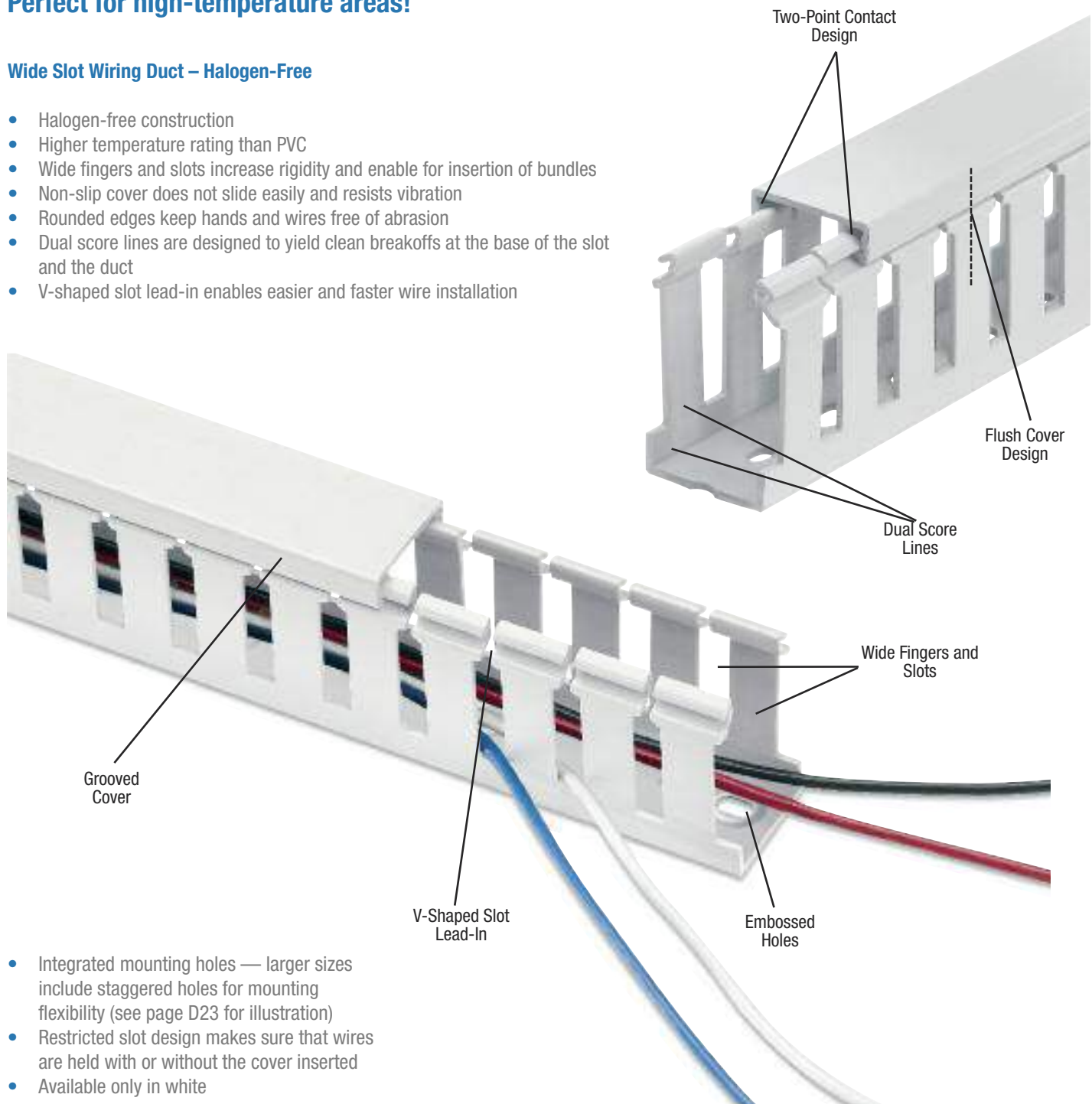


## Wide Slot Wiring Duct – Halogen Free

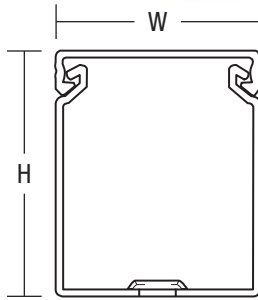
### Perfect for high-temperature areas!

#### Wide Slot Wiring Duct – Halogen-Free

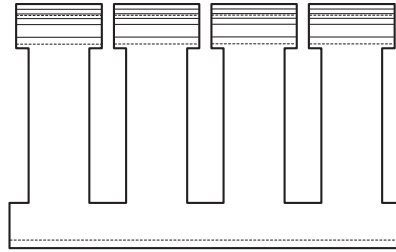
- Halogen-free construction
- Higher temperature rating than PVC
- Wide fingers and slots increase rigidity and enable for insertion of bundles
- Non-slip cover does not slide easily and resists vibration
- Rounded edges keep hands and wires free of abrasion
- Dual score lines are designed to yield clean breakoffs at the base of the slot and the duct
- V-shaped slot lead-in enables easier and faster wire installation



- Integrated mounting holes — larger sizes include staggered holes for mounting flexibility (see page D23 for illustration)
- Restricted slot design makes sure that wires are held with or without the cover inserted
- Available only in white

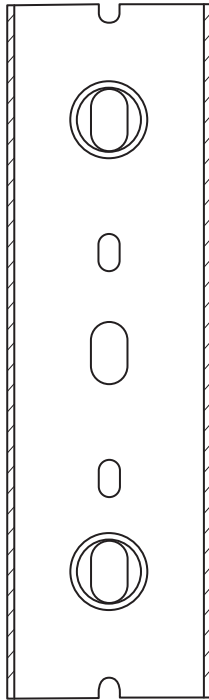


Front View w/Cover



Side View

For a complete listing of Wide Slot dimensional details, see page D23.



Bottom View

Cat. No.	Description	Size (W x H)		Cover Cat. No.	Duct Std. Ctn. Qty.	Cover Std. Ctn. Qty.	Length (ft.)
		in.	mm				
<b>TY1X1WHW6</b>	1 x 1 halogen-free white duct	1.25 x 1.14	31.8 x 29.0	<b>TY1CHW6</b>	120	120	6
<b>TY1X15WHW6</b>	1 x 1.5 halogen-free white duct	1.25 x 1.60	31.8 x 40.6		120		
<b>TY1X2WHW6</b>	1 x 2 halogen-free white duct	1.25 x 2.10	31.8 x 53.3		120		
<b>TY1X3WHW6</b>	1 x3 halogen-free white duct	1.25 x 3.05	31.8 x 77.5		120		
<b>TY1X4WHW6</b>	1 x 4 halogen-free white duct	1.25 x 4.37	31.8 x 111.0	<b>TY15CHW6</b>	60		
<b>TY15X15WHW6</b>	1.5 x 1.5 halogen-free white duct	1.75 x 1.60	44.5 x 40.6		120		
<b>TY15X2WHW6</b>	1.5 x 2 halogen-free white duct	1.75 x 2.10	44.5 x 53.3		120		
<b>TY15X3WHW6</b>	1.5 x 3 halogen-free white duct	1.75 x 3.05	44.5 x 77.5		120		
<b>TY15X4WHW6</b>	1.5 x 4 halogen-free white duct	1.75 x 4.37	44.5 x 111.0	60			
<b>TY2X1WHW6</b>	2 x 1 halogen-free white duct	2.25 x 1.24	57.2 x 31.5	<b>TY2CHW6</b>	120		
<b>TY2X2WHW6</b>	2 x 2 halogen-free white duct	2.25 x 2.19	57.2 x 55.6		120		
<b>TY2X3WHW6</b>	2 x 3 halogen-free white duct	2.25 x 3.14	57.2 x 79.8		60		
<b>TY2X4WHW6</b>	2 x 4 halogen-free white duct	2.25 x 4.46	57.2 x 113.3		60		
<b>TY25X3WHW6</b>	2.5 x 3 halogen-free white duct	2.75 x 3.14	69.9 x 79.8	<b>TY25CHW6</b>	60		
<b>TY3X1WHW6</b>	3 x 1 halogen-free white duct	3.25 x 1.24	82.6 x 31.5	<b>TY3CHW6</b>	120		
<b>TY3X2WHW6</b>	3 x 2 halogen-free white duct	3.25 x 2.19	82.6 x 55.6		60		
<b>TY3X3WHW6</b>	3 x 3 halogen-free white duct	3.25 x 3.14	82.6 x 79.8		60		
<b>TY3X4WHW6</b>	3 x 4 halogen-free white duct	3.25 x 4.46	82.6 x 113.3		60		
<b>TY3X5WHW6</b>	3 x 5 halogen-free white duct	3.25 x 5.15	82.6 x 130.8		60		
<b>TY4X2WHW6</b>	4 x 2 halogen-free white duct	4.25 x 2.19	108.0 x 55.6	<b>TY4CHW6</b>	60		
<b>TY4X3WHW6</b>	4 x 3 halogen-free white duct	4.25 x 3.14	108.0 x 79.8		60		
<b>TY4X4WHW6</b>	4 x 4 halogen-free white duct	4.25 x 4.46	108.0 x 113.3		30		
<b>TY4X5WHW6</b>	4 x 5 halogen-free white duct	4.25 x 5.15	108.0 x 130.8		30		

[ ] = space for colour identifier:

W = White

Standard lengths are 6 feet

To order duct without mounting holes, add suffix NM to catalogue number.

**Example:** TY1XWHW6NM is a 1 in. x 1 in. wide slot halogen-free white duct with no mounting holes

Vinyl duct is UL Recognized , CSA Certified and meets the JIC requirements

PVC vinyl duct is UL Recognized , CSA Certified and CE Compliant