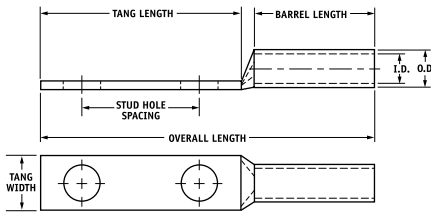


### TYPE CLWD

#### Features

- Manufactured from high strength seamless copper tubing.
- Electro-Tin plated.
- Maximum conductivity and excellent crimping characteristics.
- Long barrel length with chamfered entry.
- Color coded.
- UL 486A 90°C Listed and CSA Certified for 600 Volts.
- If proper high voltage spacing and insulation techniques are used, may be used for high voltage applications up to 35KV.
- For Copper conductor only.
- IlSCO connectors are UL Listed and CSA Certified with ILSCO or other Manufacturers' tools.
- UL File E6207



Catalog Number	Wire Size	Alt Wire Size	Expanded* Wire Range	Bolt Size	Stud Hole Dia.	Stud Hole Spacing	Tang Length	Tang Width	Barrel Length	Overall Length	Die Color Code	Die Index	Die Catalog Number	O.D.	I.D.
CLWD-8-10-58	#8 AWG	#8 FLEX	-	10	0.219	0.625	1.250	0.374	0.812	2.257	Red	I-21	ILD-21	0.272	0.179
CLWD-8-10-34	#8 AWG	#8 FLEX	-	10	0.219	0.750	1.437	0.374	0.812	2.444	Red	I-21	ILD-21	0.272	0.179
+CLWD-8-14-58	#8 AWG	#8 FLEX	-	1/4	0.281	0.625	1.437	0.486	0.812	2.444	Red	I-21	ILD-21	0.272	0.179
+CLWD-8-14-34	#8 AWG	#8 FLEX	-	1/4	0.281	0.750	1.437	0.486	0.812	2.444	Red	I-21	ILD-21	0.272	0.179
+CLWD-8-14-1	#8 AWG	#8 FLEX	-	1/4	0.281	1.000	1.687	0.486	0.812	2.694	Red	I-21	ILD-21	0.272	0.179
+CLWD-8-38-1	#8 AWG	#8 FLEX	-	3/8	0.406	1.000	1.937	0.593	0.812	2.944	Red	I-21	ILD-21	0.272	0.179
CLWD-6-10-12	#6 AWG	-	-	10	0.219	0.500	1.250	0.411	1.125	2.570	Blue	I-24	ILD-24	0.295	0.203
CLWD-6-10-58	#6 AWG	-	-	10	0.219	0.625	1.250	0.411	1.125	2.570	Blue	I-24	ILD-24	0.295	0.203
CLWD-6-10-1116	#6 AWG	-	-	10	0.219	0.687	1.250	0.411	1.125	2.570	Blue	I-24	ILD-24	0.295	0.203
CLWD-6-10-34	#6 AWG	-	-	10	0.219	0.750	1.437	0.411	1.125	2.757	Blue	I-24	ILD-24	0.295	0.203
CLWD-6-14-12	#6 AWG	-	-	1/4	0.281	0.500	1.250	0.411	1.125	2.570	Blue	I-24	ILD-24	0.295	0.203
CLWD-6-14-58	#6 AWG	-	-	1/4	0.281	0.625	1.437	0.411	1.125	2.757	Blue	I-24	ILD-24	0.295	0.203
CLWD-6-14-34	#6 AWG	-	-	1/4	0.281	0.750	1.437	0.411	1.125	2.757	Blue	I-24	ILD-24	0.295	0.203
CLWD-6-14-1	#6 AWG	-	-	1/4	0.281	1.000	1.687	0.411	1.125	3.007	Blue	I-24	ILD-24	0.295	0.203
+CLWD-6-516-34	#6 AWG	-	-	5/16	0.343	0.750	1.687	0.532	1.125	3.007	Blue	I-24	ILD-24	0.295	0.203
+CLWD-6-516-1	#6 AWG	-	-	5/16	0.343	1.000	1.937	0.532	1.125	3.257	Blue	I-24	ILD-24	0.295	0.203
CLWD-6-38-34	#6 AWG	-	-	3/8	0.406	0.750	1.687	0.593	1.125	3.007	Blue	I-24	ILD-24	0.295	0.203
CLWD-6-38-78	#6 AWG	-	-	3/8	0.406	0.875	1.937	0.593	1.125	3.257	Blue	I-24	ILD-24	0.295	0.203
CLWD-6-38-1	#6 AWG	-	-	3/8	0.406	1.000	1.937	0.593	1.125	3.257	Blue	I-24	ILD-24	0.295	0.203
+CLWD-6-12-134	#6 AWG	-	-	1/2	0.562	1.750	3.000	0.750	1.125	4.320	Blue	I-24	ILD-24	0.295	0.203

+ Available 3rd quarter 2008

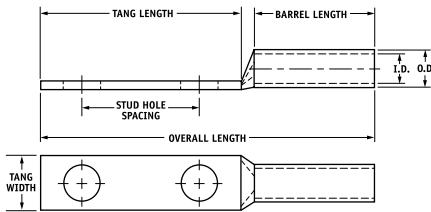
\* When installed with specified dieless tools

See pages 34 to 39 for complete tooling information.

### TYPE CLWD

#### Features

- Manufactured from high strength seamless copper tubing.
- Electro-Tin plated.
- Maximum conductivity and excellent crimping characteristics.
- Long barrel length with chamfered entry.
- Color coded.
- UL 486A 90°C Listed and CSA Certified for 600 Volts.
- If proper high voltage spacing and insulation techniques are used, may be used for high voltage applications up to 35KV.
- For Copper conductor only.
- IlSCO connectors are UL Listed and CSA Certified with ILSCO or other Manufacturers' tools.
- UL File E6207



Catalog Number	Wire Size	Alt Wire Size	Expanded* Wire Range	Bolt Size	Stud Hole Dia.	Stud Hole Spacing	Tang Length	Tang Width	Barrel Length	Overall Length	Die Color Code	Die Index	Die Catalog Number	O.D.	I.D.
CLWD-4-10-58	#4 AWG	#6 FLEX	4-6 AWG	10	0.219	0.625	1.250	0.486	1.125	2.609	Gray	I-29	ILD-29	0.343	0.250
CLWD-4-10-34	#4 AWG	#6 FLEX	4-6 AWG	10	0.219	0.750	1.437	0.486	1.125	2.796	Gray	I-29	ILD-29	0.343	0.250
CLWD-4-10-1	#4 AWG	#6 FLEX	4-6 AWG	10	0.219	1.000	1.687	0.486	1.125	3.046	Gray	I-29	ILD-29	0.343	0.250
CLWD-4-14-58	#4 AWG	#6 FLEX	4-6 AWG	1/4	0.281	0.625	1.437	0.486	1.125	2.796	Gray	I-29	ILD-29	0.343	0.250
CLWD-4-14-34	#4 AWG	#6 FLEX	4-6 AWG	1/4	0.281	0.750	1.437	0.486	1.125	2.796	Gray	I-29	ILD-29	0.343	0.250
CLWD-4-14-1	#4 AWG	#6 FLEX	4-6 AWG	1/4	0.281	1.000	1.687	0.486	1.125	3.046	Gray	I-29	ILD-29	0.343	0.250
CLWD-4-516-58	#4 AWG	#6 FLEX	4-6 AWG	5/16	0.343	0.625	1.437	0.486	1.125	2.796	Gray	I-29	ILD-29	0.343	0.250
CLWD-4-516-34	#4 AWG	#6 FLEX	4-6 AWG	5/16	0.343	0.750	1.687	0.486	1.125	3.046	Gray	I-29	ILD-29	0.343	0.250
CLWD-4-516-1	#4 AWG	#6 FLEX	4-6 AWG	5/16	0.343	1.000	1.937	0.486	1.125	3.296	Gray	I-29	ILD-29	0.343	0.250
CLWD-4-38-34	#4 AWG	#6 FLEX	4-6 AWG	3/8	0.406	0.750	1.687	0.593	1.125	3.046	Gray	I-29	ILD-29	0.343	0.250
CLWD-4-38-1	#4 AWG	#6 FLEX	4-6 AWG	3/8	0.406	1.000	1.937	0.593	1.125	3.296	Gray	I-29	ILD-29	0.343	0.250
CLWD-4-12-134	#4 AWG	#6 FLEX	4-6 AWG	1/2	0.562	1.750	3.000	0.750	1.125	4.359	Gray	I-29	ILD-29	0.343	0.250
CLWD-3-14-58	#3 AWG	#4 FLEX	3-6 AWG	1/4	0.281	0.625	1.437	0.532	1.125	2.817	White	I-29	ILD-29	0.375	0.275
CLWD-3-14-34	#3 AWG	#4 FLEX	3-6 AWG	1/4	0.281	0.750	1.437	0.532	1.125	2.817	White	I-29	ILD-29	0.375	0.275
CLWD-3-516-58	#3 AWG	#4 FLEX	3-6 AWG	5/16	0.343	0.625	1.437	0.532	1.125	2.817	White	I-29	ILD-29	0.375	0.275
CLWD-3-516-1	#3 AWG	#4 FLEX	3-6 AWG	5/16	0.343	1.000	1.937	0.532	1.125	3.317	White	I-29	ILD-29	0.375	0.275
+CLWD-3-38-34	#3 AWG	#4 FLEX	3-6 AWG	3/8	0.406	0.750	1.687	0.593	1.125	3.067	White	I-29	ILD-29	0.375	0.275
CLWD-3-38-1	#3 AWG	#4 FLEX	3-6 AWG	3/8	0.406	1.000	1.937	0.593	1.125	3.317	White	I-29	ILD-29	0.375	0.275
+CLWD-3-12-134	#3 AWG	#4 FLEX	3-6 AWG	1/2	0.562	1.750	3.000	0.750	1.125	4.380	White	I-29	ILD-29	0.375	0.275

+ Available 3rd quarter 2008

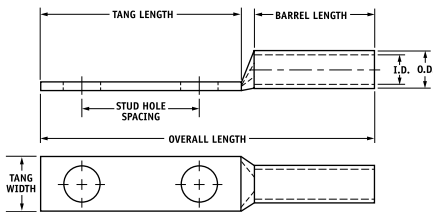
\* When installed with specified dieless tools

See pages 34 to 39 for complete tooling information.

### TYPE CLWD

#### Features

- Manufactured from high strength seamless copper tubing.
- Electro-Tin plated.
- Maximum conductivity and excellent crimping characteristics.
- Long barrel length with chamfered entry.
- Color coded.
- UL 486A 90°C Listed and CSA Certified for 600 Volts.
- If proper high voltage spacing and insulation techniques are used, may be used for high voltage applications up to 35KV.
- For Copper conductor only.
- IlSCO connectors are UL Listed and CSA Certified with ILSCO or other Manufacturers' tools.
- UL File E6207



Catalog Number	Wire Size	Alt Wire Size	Expanded* Wire Range	Bolt Size	Stud Hole Dia.	Stud Hole Spacing	Tang Length	Tang Width	Barrel Length	Overall Length	Die Color Code	Die Index	Die Catalog Number	O.D.	I.D.
CLWD-2-10-34	#2 AWG	-	2-6 AWG	10	0.219	0.750	1.437	0.599	1.125	2.848	Brown	I-33	ILD-33	0.421	0.312
CLWD-2-14-58	#2 AWG	-	2-6 AWG	1/4	0.281	0.625	1.437	0.599	1.125	2.848	Brown	I-33	ILD-33	0.421	0.312
CLWD-2-14-34	#2 AWG	-	2-6 AWG	1/4	0.281	0.750	1.437	0.599	1.125	2.848	Brown	I-33	ILD-33	0.421	0.312
CLWD-2-14-1	#2 AWG	-	2-6 AWG	1/4	0.281	1.000	1.687	0.599	1.125	3.098	Brown	I-33	ILD-33	0.421	0.312
CLWD-2-516-58	#2 AWG	-	2-6 AWG	5/16	0.343	0.625	1.687	0.599	1.125	3.098	Brown	I-33	ILD-33	0.421	0.312
CLWD-2-516-34	#2 AWG	-	2-6 AWG	5/16	0.343	0.750	1.687	0.599	1.125	3.098	Brown	I-33	ILD-33	0.421	0.312
CLWD-2-516-1	#2 AWG	-	2-6 AWG	5/16	0.343	1.000	1.937	0.599	1.125	3.348	Brown	I-33	ILD-33	0.421	0.312
CLWD-2-38-58	#2 AWG	-	2-6 AWG	3/8	0.406	0.625	1.687	0.599	1.125	3.098	Brown	I-33	ILD-33	0.421	0.312
CLWD-2-38-34	#2 AWG	-	2-6 AWG	3/8	0.406	0.750	1.687	0.599	1.125	3.098	Brown	I-33	ILD-33	0.421	0.312
CLWD-2-38-78	#2 AWG	-	2-6 AWG	3/8	0.406	0.875	1.937	0.599	1.125	3.348	Brown	I-33	ILD-33	0.421	0.312
CLWD-2-38-1	#2 AWG	-	2-6 AWG	3/8	0.406	1.000	1.937	0.599	1.125	3.348	Brown	I-33	ILD-33	0.421	0.312
CLWD-2-38-134	#2 AWG	-	2-6 AWG	3/8	0.406	1.750	2.625	0.599	1.125	4.036	Brown	I-33	ILD-33	0.421	0.312
CLWD-2-12-134	#2 AWG	-	2-6 AWG	1/2	0.562	1.750	3.000	0.750	1.125	4.411	Brown	I-33	ILD-33	0.421	0.312
CLWD-1-14-58	#1 AWG	#2 FLEX	1-6 AWG	1/4	0.281	0.625	1.437	0.673	1.375	3.142	Green	I-37	ILD-37	0.468	0.359
CLWD-1-14-34	#1 AWG	#2 FLEX	1-6 AWG	1/4	0.281	0.750	1.437	0.673	1.375	3.142	Green	I-37	ILD-37	0.468	0.359
CLWD-1-14-1	#1 AWG	#2 FLEX	1-6 AWG	1/4	0.281	1.000	1.687	0.673	1.375	3.392	Green	I-37	ILD-37	0.468	0.359
CLWD-1-516-78	#1 AWG	#2 FLEX	1-6 AWG	5/16	0.343	0.875	1.687	0.673	1.375	3.392	Green	I-37	ILD-37	0.468	0.359
CLWD-1-516-1	#1 AWG	#2 FLEX	1-6 AWG	5/16	0.343	1.000	1.937	0.673	1.375	3.642	Green	I-37	ILD-37	0.468	0.359
CLWD-1-38-1	#1 AWG	#2 FLEX	1-6 AWG	3/8	0.406	1.000	1.937	0.673	1.375	3.642	Green	I-37	ILD-37	0.468	0.359
CLWD-1-12-134	#1 AWG	#2 FLEX	1-6 AWG	1/2	0.562	1.750	3.000	0.750	1.375	4.705	Green	I-37	ILD-37	0.468	0.359
CLWD-1/0-14-58	1/0 AWG	#1 FLEX	1/0-6 AWG	1/4	0.281	0.625	1.437	0.738	1.500	3.293	Pink	I-42	ILD-42	0.515	0.390
CLWD-1/0-14-34	1/0 AWG	#1 FLEX	1/0-6 AWG	1/4	0.281	0.750	1.437	0.738	1.500	3.293	Pink	I-42	ILD-42	0.515	0.390
CLWD-1/0-14-1	1/0 AWG	#1 FLEX	1/0-6 AWG	1/4	0.281	1.000	1.687	0.738	1.500	3.543	Pink	I-42	ILD-42	0.515	0.390
CLWD-1/0-516-34	1/0 AWG	#1 FLEX	1/0-6 AWG	5/16	0.343	0.750	1.687	0.738	1.500	3.543	Pink	I-42	ILD-42	0.515	0.390
CLWD-1/0-516-78	1/0 AWG	#1 FLEX	1/0-6 AWG	5/16	0.343	0.875	1.687	0.738	1.500	3.543	Pink	I-42	ILD-42	0.515	0.390
CLWD-1/0-516-1	1/0 AWG	#1 FLEX	1/0-6 AWG	5/16	0.343	1.000	1.937	0.738	1.500	3.793	Pink	I-42	ILD-42	0.515	0.390
CLWD-1/0-38-1	1/0 AWG	#1 FLEX	1/0-6 AWG	3/8	0.406	1.000	1.937	0.738	1.500	3.793	Pink	I-42	ILD-42	0.515	0.390
CLWD-1/0-38-134	1/0 AWG	#1 FLEX	1/0-6 AWG	3/8	0.406	1.750	2.625	0.738	1.500	4.481	Pink	I-42	ILD-42	0.515	0.390
CLWD-1/0-12-1	1/0 AWG	#1 FLEX	1/0-6 AWG	1/2	0.562	1.000	2.125	0.738	1.500	3.981	Pink	I-42	ILD-42	0.515	0.390
CLWD-1/0-12-134	1/0 AWG	#1 FLEX	1/0-6 AWG	1/2	0.562	1.750	3.000	0.738	1.500	4.856	Pink	I-42	ILD-42	0.515	0.390

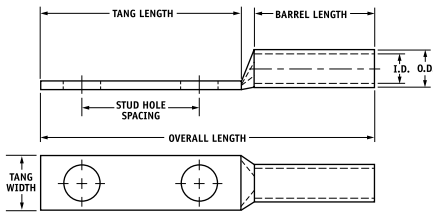
\* When installed with specified dieless tools

See pages 34 to 39 for complete tooling information.

### TYPE CLWD

#### Features

- Manufactured from high strength seamless copper tubing.
- Electro-Tin plated.
- Maximum conductivity and excellent crimping characteristics.
- Long barrel length with chamfered entry.
- Color coded.
- UL 486A 90°C Listed and CSA Certified for 600 Volts.
- If proper high voltage spacing and insulation techniques are used, may be used for high voltage applications up to 35KV.
- For Copper conductor only.
- IlSCO connectors are UL Listed and CSA Certified with ILSCO or other Manufacturers' tools.
- UL File E6207



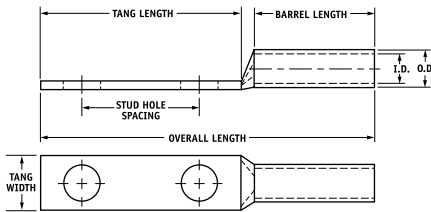
Catalog Number	Wire Size	Alt Wire Size	Expanded* Wire Range	Bolt Size	Stud Hole Dia.	Stud Hole Spacing	Tang Length	Tang Width	Barrel Length	Overall Length	Die Color Code	Die Index	Die Catalog Number	O.D.	I.D.
CLWD-2/0-14-58	2/0 AWG	1/0 FLEX	2/0-4 AWG	1/4	0.281	0.625	1.437	0.811	1.500	3.333	Black	I-45	ILD-45	0.562	0.437
CLWD-2/0-14-34	2/0 AWG	1/0 FLEX	2/0-4 AWG	1/4	0.281	0.750	1.437	0.811	1.500	3.333	Black	I-45	ILD-45	0.562	0.437
CLWD-2/0-14-1	2/0 AWG	1/0 FLEX	2/0-4 AWG	1/4	0.281	1.000	1.687	0.811	1.500	3.583	Black	I-45	ILD-45	0.562	0.437
CLWD-2/0-516-1	2/0 AWG	1/0 FLEX	2/0-4 AWG	5/16	0.343	1.000	1.937	0.811	1.500	3.833	Black	I-45	ILD-45	0.562	0.437
CLWD-2/0-38-1	2/0 AWG	1/0 FLEX	2/0-4 AWG	3/8	0.406	1.000	1.937	0.811	1.500	3.833	Black	I-45	ILD-45	0.562	0.437
CLWD-2/0-38-134	2/0 AWG	1/0 FLEX	2/0-4 AWG	3/8	0.406	1.750	2.625	0.811	1.500	4.521	Black	I-45	ILD-45	0.562	0.437
CLWD-2/0-12-1	2/0 AWG	1/0 FLEX	2/0-4 AWG	1/2	0.562	1.000	2.125	0.811	1.500	4.021	Black	I-45	ILD-45	0.562	0.437
CLWD-2/0-12-134	2/0 AWG	1/0 FLEX	2/0-4 AWG	1/2	0.562	1.750	3.000	0.811	1.500	4.896	Black	I-45	ILD-45	0.562	0.437
CLWD-3/0-14-58	3/0 AWG	2/0 FLEX	3/0-2 AWG	1/4	0.281	0.625	1.437	0.885	1.500	3.376	Orange	I-50	ILD-50	0.609	0.484
CLWD-3/0-14-34	3/0 AWG	2/0 FLEX	3/0-2 AWG	1/4	0.281	0.750	1.437	0.885	1.500	3.376	Orange	I-50	ILD-50	0.609	0.484
CLWD-3/0-516-1	3/0 AWG	2/0 FLEX	3/0-2 AWG	5/16	0.343	1.000	1.937	0.885	1.500	3.876	Orange	I-50	ILD-50	0.609	0.484
CLWD-3/0-38-1	3/0 AWG	2/0 FLEX	3/0-2 AWG	3/8	0.406	1.000	1.937	0.885	1.500	3.876	Orange	I-50	ILD-50	0.609	0.484
CLWD-3/0-12-134	3/0 AWG	2/0 FLEX	3/0-2 AWG	1/2	0.562	1.750	3.000	0.885	1.500	4.939	Orange	I-50	ILD-50	0.609	0.484
CLWD-4/0-14-58	4/0 AWG	3/0 FLEX	4/0-1 AWG	1/4	0.281	0.625	1.437	0.999	1.500	3.428	Purple	I-54	ILD-54	0.687	0.546
CLWD-4/0-14-34	4/0 AWG	3/0 FLEX	4/0-1 AWG	1/4	0.281	0.750	1.437	0.999	1.500	3.428	Purple	I-54	ILD-54	0.687	0.546
CLWD-4/0-14-1	4/0 AWG	3/0 FLEX	4/0-1 AWG	1/4	0.281	1.000	1.687	0.999	1.500	3.678	Purple	I-54	ILD-54	0.687	0.546
CLWD-4/0-516-34	4/0 AWG	3/0 FLEX	4/0-1 AWG	5/16	0.343	0.750	1.687	0.999	1.500	3.678	Purple	I-54	ILD-54	0.687	0.546
CLWD-4/0-516-1	4/0 AWG	3/0 FLEX	4/0-1 AWG	5/16	0.343	1.000	1.937	0.999	1.500	3.928	Purple	I-54	ILD-54	0.687	0.546
CLWD-4/0-516-134	4/0 AWG	3/0 FLEX	4/0-1 AWG	5/16	0.343	1.750	2.500	0.999	1.500	4.491	Purple	I-54	ILD-54	0.687	0.546
CLWD-4/0-38-1	4/0 AWG	3/0 FLEX	4/0-1 AWG	3/8	0.406	1.000	1.937	0.999	1.500	3.928	Purple	I-54	ILD-54	0.687	0.546
CLWD-4/0-38-134	4/0 AWG	3/0 FLEX	4/0-1 AWG	3/8	0.406	1.750	2.625	0.999	1.500	4.616	Purple	I-54	ILD-54	0.687	0.546
CLWD-4/0-12-1	4/0 AWG	3/0 FLEX	4/0-1 AWG	1/2	0.562	1.000	2.125	0.999	1.500	4.116	Purple	I-54	ILD-54	0.687	0.546
CLWD-4/0-12-114	4/0 AWG	3/0 FLEX	4/0-1 AWG	1/2	0.562	1.250	2.500	0.999	1.500	4.491	Purple	I-54	ILD-54	0.687	0.546
CLWD-4/0-12-134	4/0 AWG	3/0 FLEX	4/0-1 AWG	1/2	0.562	1.750	3.000	0.999	1.500	4.991	Purple	I-54	ILD-54	0.687	0.546

\* When installed with specified dieless tools  
See pages 34 to 39 for complete tooling information.

### TYPE CLWD

#### Features

- Manufactured from high strength seamless copper tubing.
- Electro-Tin plated.
- Maximum conductivity and excellent crimping characteristics.
- Long barrel length with chamfered entry.
- Color coded.
- UL 486A 90°C Listed and CSA Certified for 600 Volts.
- If proper high voltage spacing and insulation techniques are used, may be used for high voltage applications up to 35KV.
- For Copper conductor only.
- IlSCO connectors are UL Listed and CSA Certified with ILSCO or other Manufacturers' tools.
- UL File E6207



Catalog Number	Wire Size	Alt Wire Size	Expanded* Wire Range	Bolt Size	Stud Hole Dia.	Stud Hole Spacing	Tang Length	Tang Width	Barrel Length	Overall Length	Die Color Code	Die Index	Die Catalog Number	O.D.	I.D.
CLWD-250-14-34	250kcmil	4/0 FLEX	250kcmil - 1/0 AWG	1/4	0.281	0.750	1.437	1.088	1.688	3.656	Yellow	I-62	ILD-62	0.750	0.593
CLWD-250-38-1	250kcmil	4/0 FLEX	250kcmil - 1/0 AWG	3/8	0.406	1.000	1.937	1.088	1.688	4.156	Yellow	I-62	ILD-62	0.750	0.593
CLWD-250-38-134	250kcmil	4/0 FLEX	250kcmil - 1/0 AWG	3/8	0.406	1.750	2.625	1.088	1.688	4.844	Yellow	I-62	ILD-62	0.750	0.593
CLWD-250-12-114	250kcmil	4/0 FLEX	250kcmil - 1/0 AWG	1/2	0.562	1.250	2.500	1.088	1.688	4.719	Yellow	I-62	ILD-62	0.750	0.593
CLWD-250-12-134	250kcmil	4/0 FLEX	250kcmil - 1/0 AWG	1/2	0.562	1.750	3.000	1.088	1.688	5.219	Yellow	I-62	ILD-62	0.750	0.593
CLWD-300-38-1	300kcmil	250 G,H FLEX	300kcmil - 2/0 AWG	3/8	0.406	1.000	1.937	1.189	2.000	4.524	White	I-66	ILD-66	0.812	0.660
CLWD-300-12-134	300kcmil	250 G,H FLEX	300kcmil - 2/0 AWG	1/2	0.562	1.750	3.000	1.189	2.000	5.587	White	I-66	ILD-66	0.812	0.660
CLWD-350-14-34	350kcmil	250 I,K,M FLEX 262.2 DLO	350kcmil - 3/0 AWG	1/4	0.281	0.750	1.437	1.291	2.000	4.060	Red	I-71	ILD-71	0.890	0.703
CLWD-350-516-134	350kcmil	250 I,K,M FLEX 262.2 DLO	350kcmil - 3/0 AWG	5/16	0.343	1.750	2.500	1.291	2.000	5.123	Red	I-71	ILD-71	0.890	0.703
CLWD-350-38-1	350kcmil	250 I,K,M FLEX 262.2 DLO	350kcmil - 3/0 AWG	3/8	0.406	1.000	1.937	1.291	2.000	4.560	Red	I-71	ILD-71	0.890	0.703
CLWD-350-12-114	350kcmil	250 I,K,M FLEX 262.2 DLO	350kcmil - 3/0 AWG	1/2	0.562	1.250	2.500	1.291	2.000	5.123	Red	I-71	ILD-71	0.890	0.703
CLWD-350-12-134	350kcmil	250 I,K,M FLEX 262.2 DLO	350kcmil - 3/0 AWG	1/2	0.562	1.750	3.000	1.291	2.000	5.623	Red	I-71	ILD-71	0.890	0.703
CLWD-400-38-1	400kcmil	300 G,H,I,K,M FLEX 313.1 DLO	400kcmil - 4/0 AWG	3/8	0.406	1.000	1.937	1.365	2.125	4.729	Blue	I-76	ILD-76	0.937	0.750
CLWD-400-38-116	400kcmil	300 G,H,I,K,M FLEX 313.1 DLO	400kcmil - 4/0 AWG	3/8	0.406	1.062	1.937	1.365	2.125	4.729	Blue	I-76	ILD-76	0.937	0.750
CLWD-400-12-134	400kcmil	300 G,H,I,K,M FLEX 313.1 DLO	400kcmil - 4/0 AWG	1/2	0.562	1.750	3.000	1.365	2.125	5.792	Blue	I-76	ILD-76	0.937	0.750
CLWD-500-14-34	500kcmil	350 G,H,I,K,M FLEX 373.7 DLO	500kcmil - 250kcmil	1/4	0.281	0.750	1.437	1.535	2.250	4.419	Brown	I-87	ILD-87	1.062	0.828
CLWD-500-38-1	500kcmil	350 G,H,I,K,M FLEX 373.7 DLO	500kcmil - 250kcmil	3/8	0.406	1.000	1.937	1.535	2.250	4.919	Brown	I-87	ILD-87	1.062	0.828
CLWD-500-12-114	500kcmil	350 G,H,I,K,M FLEX 373.7 DLO	500kcmil - 250kcmil	1/2	0.562	1.250	2.500	1.535	2.250	5.482	Brown	I-87	ILD-87	1.062	0.828
CLWD-500-12-134	500kcmil	350 G,H,I,K,M FLEX 373.7 DLO	500kcmil - 250kcmil	1/2	0.562	1.750	3.000	1.535	2.250	5.982	Brown	I-87	ILD-87	1.062	0.828

\* When installed with specified dieless tools

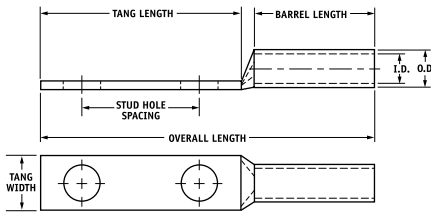
See pages 34 to 39 for complete tooling information.



### TYPE CLWD

#### Features

- Manufactured from high strength seamless copper tubing.
- Electro-Tin plated.
- Maximum conductivity and excellent crimping characteristics.
- Long barrel length with chamfered entry.
- Color coded.
- UL 486A 90°C Listed and CSA Certified for 600 Volts.
- If proper high voltage spacing and insulation techniques are used, may be used for high voltage applications up to 35KV.
- For Copper conductor only.
- IlSCO connectors are UL Listed and CSA Certified with ILSCO or other Manufacturers' tools.
- UL File E6207



Catalog Number	Wire Size	Alt Wire Size	Expanded* Wire Range	Bolt Size	Stud Hole Dia.	Stud Hole Spacing	Tang Length	Tang Width	Barrel Length	Overall Length	Die Color Code	Die Index	Die Catalog Number	O.D.	I.D.
CLWD-600-38-1	600kcmil	400 G,H,I,K,M FLEX 444.4 DLO	600kcmil - 250kcmil	3/8	0.406	1.000	1.937	1.712	2.687	5.433	Green	I-94	ILD-94	1.187	0.920
CLWD-600-12-134	600kcmil	400 G,H,I,K,M FLEX 444.4 DLO	600kcmil - 250kcmil	1/2	0.562	1.750	3.000	1.712	2.687	6.496	Green	I-94	ILD-94	1.187	0.920
CLWD-700-38-1	700kcmil	500 G,H,I,K,M FLEX 535.3 DLO	700kcmil - 350kcmil	3/8	0.406	1.000	1.937	1.816	2.687	5.493	Pink	I-99	ILD-99	1.250	0.991
CLWD-700-38-118	700kcmil	500 G,H,I,K,M FLEX 535.3 DLO	700kcmil - 350kcmil	3/8	0.406	1.125	2.125	1.816	2.687	5.681	Pink	I-99	ILD-99	1.250	0.991
CLWD-700-12-112	700kcmil	500 G,H,I,K,M FLEX 535.3 DLO	700kcmil - 350kcmil	1/2	0.562	1.500	2.625	1.816	2.687	6.181	Pink	I-99	ILD-99	1.250	0.991
CLWD-700-12-134	700kcmil	500 G,H,I,K,M FLEX 535.3 DLO	700kcmil - 350kcmil	1/2	0.562	1.750	3.000	1.816	2.687	6.556	Pink	I-99	ILD-99	1.250	0.991
CLWD-700-12-178	700kcmil	500 G,H,I,K,M FLEX 535.3 DLO	700kcmil - 350kcmil	1/2	0.562	1.875	3.000	1.816	2.687	6.556	Pink	I-99	ILD-99	1.250	0.991
CLWD-750-38-1	750kcmil	600 G,H,I,M FLEX 646.4 DLO	750kcmil - 500kcmil	3/8	0.406	1.000	1.937	1.901	2.875	5.714	Black	I-106	ILD-106	1.313	1.031
CLWD-750-38-118	750kcmil	600 G,H,I,M FLEX 646.4 DLO	750kcmil - 500kcmil	3/8	0.406	1.125	2.125	1.901	2.875	5.902	Black	I-106	ILD-106	1.313	1.031
CLWD-750-12-112	750kcmil	600 G,H,I,M FLEX 646.4 DLO	750kcmil - 500kcmil	1/2	0.562	1.500	2.625	1.901	2.875	6.402	Black	I-106	ILD-106	1.313	1.031
CLWD-750-12-134	750kcmil	600 G,H,I,M FLEX 646.4 DLO	750kcmil - 500kcmil	1/2	0.562	1.750	3.000	1.901	2.875	6.777	Black	I-106	ILD-106	1.313	1.031
CLWD-750-58-112	750kcmil	600 G,H,I,M FLEX 646.4 DLO	750kcmil - 500kcmil	5/8	0.562	1.500	3.000	1.901	2.875	6.777	Black	I-106	ILD-106	1.313	1.031
CLWD-1000-38-1	1000kcmil	750 G,H,I FLEX 777.7 DLO	1000kcmil - 750kcmil	3/8	0.406	1.000	1.937	2.169	3.000	5.962	White	I-125	ILD-125	1.500	1.172
CLWD-1000-12-114	1000kcmil	750 G,H,I FLEX 777.7 DLO	1000kcmil - 750kcmil	1/2	0.562	1.250	2.500	2.169	3.000	6.525	White	I-125	ILD-125	1.500	1.172
CLWD-1000-12-134	1000kcmil	750 G,H,I FLEX 777.7 DLO	1000kcmil - 750kcmil	1/2	0.562	1.750	3.000	2.169	3.000	7.025	White	I-125	ILD-125	1.500	1.172
CLWD-1000-58-112	1000kcmil	750 G,H,I FLEX 777.7 DLO	1000kcmil - 750kcmil	5/8	0.562	1.500	3.000	2.169	3.000	7.025	White	I-125	ILD-125	1.500	1.172

\* When installed with specified dieless tools  
See pages 34 to 39 for complete tooling information.