

Power Contactors for Switching Motors

Accessories for 3RT2 Contactors

General

Options

Auxiliary switch: Terminal designations and identification numbers for auxiliary contacts

Terminal designations

The terminal designations are 2-digit, e.g. 13, 14, 21, 22:

- Tens digit: Sequence digit
 - Related terminals have the same sequence digit
- Units digit: Function digit
 - 1-2 for normally closed contacts (NC)
 - 3-4 for normally open contacts (NO)

Selection aid for mountable auxiliary switch blocks for power contactors and contactor relays

The auxiliary switch blocks of the 3RH29 series for mounting on the front and side can be used for power contactors as well as for contactor relays.

The possible combinations of basic unit and mounted auxiliary switch block can be found in the tables on pages 3/59 to 3/63.

Where the columns and lines intersect (blue and green in the example) you will find the identification number for the combination of basic unit (column) and auxiliary switch block (line).

Additional auxiliary switch blocks		3-pole contactors		
Order No.	Auxiliary contacts Version NO NC	3RT201 S00 10	3RT201 S00 01	3RT20. S0/S2 11
		2. 3. 4. 5.	5. 6. 7. 8.	3. 4. 5. 6.
According to EN 50012①				
Auxiliary switches without NO contact				
3RH2911-□HA01	- 1	11	02	12
3RH2911-□HA02	- 2	12	03	13
3RH2911-□HA03	- 3	13	04	14
3RH2911-□FA04	- 4	14	-	-
Auxiliary switch with 1 NO contact				
3RH2911-□HA10	1 -	20	11	21
1 For screw terminals 2 For spring-type terminals				

① Combinations according to EN 50012, EN 50011 and IEC 60947-5-1 are in bold print. All combinations comply with EN 50005.

Example 1

Basic unit: 3-pole 3RT2017 motor contactor with 1 NO
Required: 1 NO + 4 NC (Ident. No. 14)
Result: 3RH2911-FA04 auxiliary switch block

Example 2

Basic unit: 3-pole 3RT2023 motor contactor with 1 NO + 1 NC
Required: 1 NO + 4 NC (Ident. No. 14)
Result: Auxiliary switch block 3RH2911-HA03

Identification numbers

The identification number indicates the number and type of the auxiliary contacts, e.g. 40, 31, 22, 13:

1. digit: number of normally open contacts (NO)
2. digit: number of normally closed contacts (NC)

Examples:

- 31 = 3 NO + 1 NC
- 40 = 4 NO

Type	Example 1 3RT20 motor contactor, S00 with 1 NO	Example 2 3RT20 motor contactor, S0 with 1 NO + 1 NC
Sequence digit	2. 3. 4. 5.	3. 4. 5. 6.
Type	Auxiliary switch with 4 NC, 3RH2911-FA04	Auxiliary switch with 3 NC, 3RH2911-HA03
Function digit	.1 .1 .1 .1 .2 .2 .2 .2	.1 .1 .1 .1 .2 .2 .2 .2
Type	3RT20 motor contactor, S00 with aux. switch block	3RT20 motor contactor, S0 with aux. switch block
Terminal designation	13 21 31 41 51 14 22 32 42 52	13 21 31 41 51 14 22 32 42 52
Result	.1 .1 .1 .1 .2 .2 .2 .2	.1 .1 .1 .1 .2 .2 .2 .2

Power Contactors for Switching Motors

Accessories for 3RT2 Contactors

Selection

Auxiliary switch blocks

Additional auxiliary switch blocks			3-pole contactors			4-pole contactors				Contactor relays			
Auxiliary contacts Version			S00 3RT201	3RT201	S0/S2 3RT20.	S00 3RT231	3RT251	S0/S2 3RT23.	3RT25.	S00 3RH21,	3RH24		
NO NC			10	01	11	—	—	11	11	40E	31E	22E	
			2. 3. 4. 5.	5. 6. 7. 8.	3. 4. 5. 6.	1. 2. 3. 4.	1. 2. 3. 4.	3. 4. 5. 6.	3. 4. 5. 6.	5. 6. 7. 8.	5. 6. 7. 8.	5. 6. 7. 8.	
Order No.	According to EN 50012 ^①			According to EN 50012 ^①				According to EN 50011 ^①					
Front auxiliary switches													
Without NO contact													
3RH2911-□HA01	—	1		11	02	12	01	01	12	12	41X	32X	23X
3RH2911-□HA02	—	2		12	03	13	02	02	13	—	42E	33X	24
3RH2911-□HA03	—	3		13	04	14	03	—	—	—	43	34	—
3RH2911-□FA04	—	4		14	—	—	—	—	—	—	44E	—	—
With 1 NO contact													
3RH2911-□HA10	1	—		20	11	21	10	10	21	21	50E	41E	32E
3RH2911-□HA11	1	1		21	12	22	11	11	22	22	51X	42X	33X
3RH2911-□HA12	1	2		22	13	23	12	12	23	—	52	43	34
3RH2911-□HA13	1	3		23	14	24	13	—	—	—	53X	44X	—
With 2 NO contacts													
3RH2911-□HA20	2	—		30	21	31	20	20	31	31	60E	51X	42X
3RH2911-□HA21	2	1		31	22	32	21	21	32	32	61	52	43
3RH2911-□HA22	2	2		32	23	33	22	22	33	—	62X	53	44X
3RH2911-□FA22	2	2		32	23	33	22	22	33	—	62X	53	44X
With 3 NO contacts													
3RH2911-□HA30	3	—		40	31	41	30	30	41	41	70	61	52
3RH2911-□HA31	3	1		41	32	42	31	31	42	42	71X	62X	53X
With 4 NO contacts													
3RH2911-□FA40	4	—		50	41	51	40	40	51	51	80E	71X	62X

^① Combinations according to EN 50012, EN 50011 and IEC 60947-5-1 are in **bold print**.
All combinations comply with EN 50005.

Power Contactors for Switching Motors

Accessories for 3RT2 Contactors

Selection

Auxiliary switch blocks

Additional auxiliary switch blocks			3-pole contactors			4-pole contactors				Contactor relays										
Auxiliary contacts Version	S00 3RT201		3RT201		S0/S2 3RT20.		S00 3RT231		3RT251		S0/S2 3RT23.		3RT25.		S00 3RH21,		3RH24			
	10		01		11		—		—		11		11		40E		31E		22E	
NO NC																				
Order No.	2. 3. 4. 5.		5. 6. 7. 8.		3. 4. 5. 6.		1. 2. 3. 4.		1. 2. 3. 4.		3. 4. 5. 6.		3. 4. 5. 6.		5. 6. 7. 8.		5. 6. 7. 8.		5. 6. 7. 8.	
			According to EN 50005			According to EN 50005				According to EN 50005										
Front auxiliary switches																				
With make-before-break^①																				
3RH2911-□FB11	1	1		21	12	22	11	11	22	22	51	42	33							
3RH2911-□FB22	2	2		32	23	33	22	22	33	—	62	53	44							
3RH2911-□FC22	2	2		32	23	33	22	22	33	—	62	53	44							
With complete inscription^②																				
3RH2911-1AA10	1	—		20	11	21	10	10	21	21	50	41	32							
3RH2911-1BA10	1	—		20	11	21	10	10	21	21	50	41	32							
3RH2911-1AA01	—	1		11	02	12	01	01	12	12	41	32	23							
3RH2911-1BA01	—	1		11	02	12	01	01	12	12	41	32	23							
3RH2911-1LA11	1	1		21	12	22	11	11	22	22	51	42	33							
3RH2911-1MA11	1	1		21	12	22	11	11	22	22	51	42	33							
3RH2911-1LA20	2	—		30	21	31	20	20	31	31	60	51	42							
3RH2911-1MA20	2	—		30	21	31	20	20	31	31	60	51	42							

3
CONTACTORS

^① Contacts with make-before-break do not have a mirror contact function.

Power Contactors for Switching Motors

Accessories for 3RT2 Contactors

Selection

Auxiliary switch blocks

Additional auxiliary switch blocks		3-pole contactors			4-pole contactors				Contactor relays				
Auxiliary contacts Version	NO NC	S00 3RT201	3RT201	S0/S2 3RT20.	S00 3RT231	3RT251	S0/S2 3RT23.	3RT25.	S00 3RH21,	3RH24			
		10	01	11	—	—	11	11	40E	31E	22E		
		2. 3. 4. 5.	5. 6. 7. 8.	3. 4. 5. 6.	1. 2. 3. 4.	1. 2. 3. 4.	3. 4. 5. 6.	3. 4. 5. 6.	5. 6. 7. 8.	5. 6. 7. 8.	5. 6. 7. 8.		
Order No.		According to EN 50005			According to EN 50005				According to EN 50011①				
Front auxiliary switches													
With complete inscription (for contactor relays)②													
3RH2911-□GA40	4	—		—	—	—	—	—	—	80E	—	—	
3RH2911-□GA31	3	1		—	—	—	—	—	—	71E	—	—	
3RH2911-□GA22	2	2		—	—	—	—	—	—	62E	—	—	
3RH2911-□GA13	1	3		—	—	—	—	—	—	53E	—	—	
3RH2911-□GA04	—	4		—	—	—	—	—	—	44E	—	—	
With complete inscription; special version													
3RH2911-□XA40-0MA0	4	—		50	41	51	40	40	51	51	80E	71X	62X
3RH2911-□XA31-0MA0	3	1		41	32	42	31	31	42	42	71E	62X	53
3RH2911-□XA22-0MA0	2	2		32	23	33	22	22	33	—	62E	53	44X
3RH2911-□XA04-0MA0	—	4		14	—	—	—	—	—	—	44E	—	—
Solid-state compatible													
3RH2911-□NF02	—	2		12	03	13	02	02	13	—	42	33	24
3RH2911-□NF11	1	1		21	12	22	11	11	22	22	51	42	33
3RH2911-□NF20	2	—		30	21	31	20	20	31	31	60	51	42

① Combinations according to EN 50011 and IEC 60947-5-1 are in **bold print**.
All combinations comply with EN 50005.

Power Contactors for Switching Motors

Accessories for 3RT2 Contactors

Selection

Auxiliary switch blocks

Additional auxiliary switch blocks			3-pole contactors			4-pole contactors				Contactor relays				
Auxiliary contacts Version			S00 3RT201	3RT201	S0/S2 3RT20.	S00 3RT231	3RT251	S0/S2 3RT23.	3RT25.	S00 3RH21,	3RH24			
NO NC			10	01	11	—	—	11	11	40E	31E	22E		
			2. 3. 4. 5.	5. 6. 7. 8.	3. 4. 5. 6.	1. 2. 3. 4.	1. 2. 3. 4.	3. 4. 5. 6.	3. 4. 5. 6.	5. 6. 7. 8.	5. 6. 7. 8.	5. 6. 7. 8.		
Order No.			According to EN 50012 ^①			According to EN 50012 ^①				According to EN 50011 ^①				
Lateral auxiliary switches														
For size S0/S2		Left	Right											
3RH2921-□DA20	2 1			41	32	42	31	31	42	42	—	—	—	
+ 3RH2921-□DA11	1 —													
3RH2921-□DA20	2 —			32	23	33	22	22	33	—	—	—	—	
+ 3RH2921-□DA02	— 2													
3RH2921-□DA11	1 1			23	14	24	13	—	—	—	—	—	—	
+ 3RH2921-□DA02	— 2													
For contactor relays		Left	Right											
3RH2921-□DA02	— 2			—	—	—	—	—	—	—	—	42Z	33X	24
3RH2921-□DA11	1 1			—	—	—	—	—	—	—	—	51X	42X	33X
3RH2921-□DA20	2 —			—	—	—	—	—	—	—	—	60Z	51X	42X
Solid-state compatible For size S00		Left	Right											
3RH2911-2DE11	1 1			21	—	—	11	11	—	—	—	—	—	—
3RH2911-2DE11	2 2			32	—	—	22	22	—	—	—	—	—	—
For size S0/S2, S00		Left	Right											
3RH2921-2DE11	1 1			21	12	22	11	11	22	22	—	—	—	—
3RH2921-2DE11	2 2			32	23	33	22	22	33	—	—	—	—	—
For contactor relays		Left	Right											
3RH2921-□DE11	1 1			—	—	—	—	—	—	—	—	51X	42X	33X


① Combinations according to EN 50012, EN 50011 and IEC 60947-5-1 are in **bold print**. All combinations comply with EN 50005.

Power Contactors for Switching Motors


Accessories for 3RT2 Contactors

Selection















Auxiliary switch blocks



3RH2911-1HA22



3RH2911-2HA22

For contactors / contactor relays ^①	Auxiliary contacts Version		Screw terminals 	Spring-type terminals 	PS*	
	NO	NC				
Type	NO	NC	Order No.	Order No.		
Auxiliary switch blocks for snapping onto the front						
Sizes S00 to S2^②						
3RT2.1., 3RT2.2., 3RT2.3.	—	1		3RH2911-1HA01	3RH2911-2HA01	1 unit
3RH21, 3RH24	—	2		3RH2911-1HA02	3RH2911-2HA02	1 unit
	—	3		3RH2911-1HA03	3RH2911-2HA03	1 unit
	1	—		3RH2911-1HA10	3RH2911-2HA10	1 unit
	1	1		3RH2911-1HA11	3RH2911-2HA11	1 unit
	1	2		3RH2911-1HA12	3RH2911-2HA12	1 unit
	1	3		3RH2911-1HA13	3RH2911-2HA13	1 unit
	2	—		3RH2911-1HA20	3RH2911-2HA20	1 unit
	2	1		3RH2911-1HA21	3RH2911-2HA21	1 unit
	2	2		3RH2911-1HA22	3RH2911-2HA22	1 unit
	3	—		3RH2911-1HA30	3RH2911-2HA30	1 unit
	3	1		3RH2911-1HA31	3RH2911-2HA31	1 unit

② The 3RH29 auxiliary switches are also available with ring terminal lug connection.
The 8th digit of the article number must be changed from a "1" to a "4", e.g. 3RH2911-1HA22 → 3RH2911-4HA22.


* You can order this quantity or a multiple thereof.
Illustrations are approximate

Power Contactors for Switching Motors

Accessories for 3RT2 Contactors

Selection


Auxiliary switch blocks




3RH2911-1FC22




3RH2911-2FC22




3RH2911-1LA11



3RH2911-1MA11



3RH2911-1AA01



3RH2911-1BA01


For contactors / contactor relays ^①	Connections Position	Auxiliary contacts Version				Screw terminals	Spring-type terminals	PS*
Type		NO	NC	NO	NC	Order No.	Order No.	
Auxiliary switch blocks for snapping onto the front								
Sizes S00 to S2								
3RT2.1., 3RT2.2., 3RT2.3.	4	—	—	—		3RH2911-1FA40	3RH2911-2FA40	1 unit
3RH21, 3RH24	2	2	—	—		3RH2911-1FA22	3RH2911-2FA22	1 unit
	—	4	—	—		3RH2911-1FA04	3RH2911-2FA04	1 unit
	—	—	1	1		3RH2911-1FB11	3RH2911-2FB11	1 unit
	1	1	1	1		3RH2911-1FB22	3RH2911-2FB22	1 unit
	—	—	2	2		3RH2911-1FC22	3RH2911-2FC22	1 unit
1- and 2-pole auxiliary switch blocks, cable entry from top or bottom								
3RT2.1., 3RT2.2., 3RT2.3.	Top	1	—	—		3RH2911-1AA10	—	1 unit
	Bottom	1	—	—		3RH2911-1BA10	—	1 unit
3RH21, 3RH24	Top	—	1	—		3RH2911-1AA01	—	1 unit
	Bottom	—	1	—		3RH2911-1BA01	—	1 unit
	Top	1	1	—		3RH2911-1LA11	—	1 unit
	Bottom	1	1	—		3RH2911-1MA11	—	1 unit
	Top	2	—	—		3RH2911-1LA20	—	1 unit
	Bottom	2	—	—		3RH2911-1MA20	—	1 unit

Power Contactors for Switching Motors

Accessories for 3RT2 Contactors

Selection

Auxiliary switch blocks



For contactors / contactor relays	Auxiliary contacts Version		Screw terminals	Spring-type terminals	PS*
	NO	NC			
Type	NO	NC	Order No.	Order No.	
Auxiliary switch blocks for snapping onto the front					
Sizes S00 to S2					
3RT2.1., 3RT2.2., 3RT2.3.	4	—		3RH2911-1XA40-0MA0	3RH2911-2XA40-0MA0 1 unit
3RH21, 3RH24	3	1		3RH2911-1XA31-0MA0	3RH2911-2XA31-0MA0 1 unit
		2	2		3RH2911-1XA22-0MA0
	—	4		3RH2911-1XA04-0MA0	3RH2911-2XA04-0MA0 1 unit
Laterally mountable auxiliary switch blocks, mounting on the right and/or on the left					
Size S00		Left	Right		
3RT2.1.	—	2		3RH2911-1DA02	3RH2911-2DA02 1 unit
	1	1		3RH2911-1DA11	3RH2911-2DA11 1 unit
	2	—		3RH2911-1DA20	3RH2911-2DA20 1 unit
Sizes S0 and S2		Left	Right		
3RT2.2., 3RT2.3.⓪	—	2		3RH2921-1DA02	3RH2921-2DA02 1 unit
	1	1		3RH2921-1DA11	3RH2921-2DA11 1 unit
	2	—		3RH2921-1DA20	3RH2921-2DA20 1 unit

3
CONTACTORS

⓪ With 3RT232., 3RT252., mountable only on the right.

* You can order this quantity or a multiple thereof.
Illustrations are approximate

Power Contactors for Switching Motors


Accessories for 3RT2 Contactors

Selection


Auxiliary switch blocks



3RH2911-2DE11



3RH2911-1NF..



3RH2911-2NF..

For contactors / contactor relays	Auxiliary contacts Version		Screw terminals	Spring-type terminals	PS*	
	NO	NC				
Type	NO	NC	Order No.	Order No.		
Electronic compatible auxiliary switch blocks						
<ul style="list-style-type: none"> For operation in dusty atmospheres For electronic circuits with rated operational currents I_e/AC-14 and DC-13 of 1 ... 300 mA at 3 ... 60 V Hard gold-plated contacts Mirror contacts acc. to IEC 60947-4-1, Appendix F, for auxiliary switches for mounting on the side (The following applies for auxiliary switch blocks with contactors of size S0 and S2 the NC contacts are mirror contacts) 						
Auxiliary switch blocks for snapping onto the front[Ⓞ]						
Sizes S00 to S2						
3RT2.1., 3RT2.2., 3RT2.3. 3RH21	—	2 [Ⓞ]		3RH2911-1NF02	3RH2911-2NF02	1 unit
	1	1 [Ⓞ]		3RH2911-1NF11	3RH2911-2NF11	1 unit
	2	—		3RH2911-1NF20	3RH2911-2NF20	1 unit
Laterally mountable auxiliary switch blocks, mounting on the right and/or on the left						
Size S00						
3RT2.1.	1	1		3RH2911-2DE11	1 unit	
Sizes S0 and S2						
3RT2.2., 3RT2.3.	1	1		3RH2921-2DE11	1 unit	

Ⓞ The 3RH2911-.NF.. auxiliary switches are also available with ring terminal lug connection. In the 8th position of the article number, the "1" must be replaced with "4", e.g.: 3RH2911-1NF11 → 3RH2911-4NF11

* You can order this quantity or a multiple thereof. Illustrations are approximate