


ACTUATOR-/INDICATOR COMPONENT CONTACT BLOCK WITH
1 CONTACT ELEMENT SCREW TERMINAL, 1NO



Product designation	contact block
Contact block/ lampholder:	
Number of lampholders	0
General technical data:	
Product function	
• positive opening	No
Product component	
• diode	No
• lamp transformer	No
• Light source	No
• series resistor	No
Insulation voltage	
• rated value	400 V
Degree of pollution	class 3
Type of voltage	
• of the operating voltage	AC/DC
Surge voltage resistance rated value	4 kV
Protection class IP	

<ul style="list-style-type: none"> • of the enclosure 	IP40
<ul style="list-style-type: none"> • of the terminal 	IP20
Operating frequency maximum	1 000 1/h
Mechanical service life (switching cycles)	
<ul style="list-style-type: none"> • typical 	10 000 000
Electrical endurance (switching cycles) with contactors 3RT1015 to 3RT1026 typical	10 000 000
Thermal current	10 A
Equipment marking	
<ul style="list-style-type: none"> • acc. to DIN 40719 extended according to IEC 204-2 acc. to IEC 750 	S
<ul style="list-style-type: none"> • acc. to DIN EN 61346-2 	S
<ul style="list-style-type: none"> • acc. to DIN EN 81346-2 	S
Design of the fuse link for short-circuit protection of the auxiliary switch with type of coordination 1 required	gG / Dz 10 A
Operating voltage	
<ul style="list-style-type: none"> • at AC <ul style="list-style-type: none"> — at 50 Hz rated value — at 60 Hz rated value 	5 ... 400 V 5 ... 300 V
<ul style="list-style-type: none"> • at DC <ul style="list-style-type: none"> — rated value 	5 ... 230 V
Operating voltage 1	
<ul style="list-style-type: none"> • at AC <ul style="list-style-type: none"> — at 50 Hz rated value — at 60 Hz rated value • at DC rated value 	400 V 300 V 24 V

Power Electronics:

Contact reliability	one incorrect switching operation of 100 million switching operations (5 V, 1 mA)
----------------------------	---

Auxiliary circuit:

Number of NC contacts	
<ul style="list-style-type: none"> • for auxiliary contacts 	0
Number of NO contacts	
<ul style="list-style-type: none"> • for auxiliary contacts 	1
Number of CO contacts	
<ul style="list-style-type: none"> • for auxiliary contacts 	0
Operating current at AC-12	
<ul style="list-style-type: none"> • at 24 V rated value • at 48 V rated value • at 110 V rated value • at 230 V rated value 	10 A 10 A 10 A 10 A

<ul style="list-style-type: none"> • at 400 V rated value 	10 A
Operating current at AC-15	
<ul style="list-style-type: none"> • at 24 V rated value • at 48 V rated value • at 110 V rated value • at 230 V rated value • at 400 V rated value 	6 A 6 A 6 A 6 A 3 A
Operating current at DC-12	
<ul style="list-style-type: none"> • at 24 V rated value • at 48 V rated value • at 110 V rated value • at 230 V rated value 	10 A 5 A 2.5 A 1 A
Operating current at DC-13	
<ul style="list-style-type: none"> • at 24 V rated value • at 48 V rated value • at 110 V rated value • at 230 V rated value 	3 A 1.5 A 0.7 A 0.3 A

Connections/ Terminals:

Type of electrical connection	screw-type terminals
Type of connectable conductor cross-sections	
<ul style="list-style-type: none"> • for auxiliary contacts <ul style="list-style-type: none"> — solid — solid with core end processing — finely stranded with core end processing • at AWG conductors for auxiliary contacts 	2x (1.0 ... 1.5 mm ²) 2x (0.5 ... 0.75 mm ²) 2x (0.5 ... 1.5 mm ²) 2x (18 ... 14)
Tightening torque	
<ul style="list-style-type: none"> • for auxiliary contacts with screw-type terminals 	0.8 N·m

Ambient conditions:

Ambient temperature	
<ul style="list-style-type: none"> • during operation • during storage 	-25 ... +70 °C -25 ... +80 °C

Installation/ mounting/ dimensions:

Mounting type	front mounting
Height	36.5 mm
Width	10 mm
Depth	20 mm

Certificates/approvals

General Product Approval	Functional Safety/Safety of Machinery	Declaration of Conformity	other
--------------------------	---------------------------------------	---------------------------	-------



[Bestätigungen](#)

other

[Umweltbestätigung](#)

Further information

Information- and Downloadcenter (Catalogs, Brochures,...)

<http://www.siemens.com/industrial-controls/catalogs>

Industry Mall (Online ordering system)

<https://mall.industry.siemens.com/mall/en/en/Catalog/product?mfb=3SB3400-0B>

Cax online generator

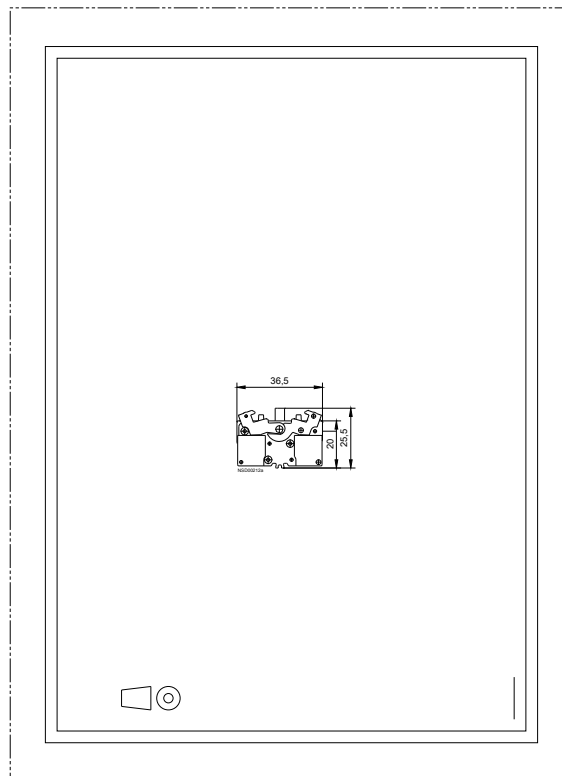
<http://support.automation.siemens.com/WW/CAXorder/default.aspx?lang=en&mfb=3SB3400-0B>

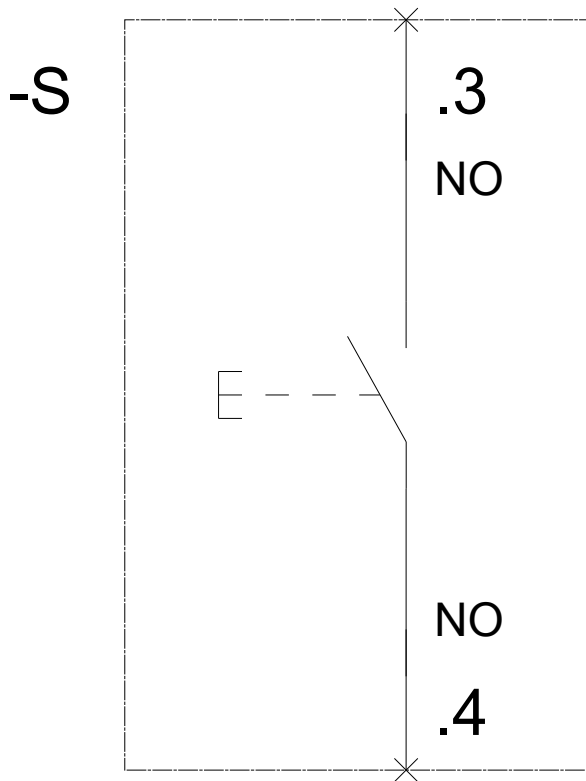
Service&Support (Manuals, Certificates, Characteristics, FAQs,...)

<https://support.industry.siemens.com/cs/ww/en/ps/3SB3400-0B>

Image database (product images, 2D dimension drawings, 3D models, device circuit diagrams, EPLAN macros, ...)

http://www.automation.siemens.com/bilddb/cax_de.aspx?mfb=3SB3400-0B&lang=en





last modified:

09/08/2016