



General technical data:





Supply voltage frequency for auxiliary and control current circuit Rated value		
• minimum	Hz	50
• maximum	Hz	60
Type of voltage		AC
Control supply voltage		
• at AC		
— at 50 Hz Rated value		
— minimum	V	115
— maximum	V	115
— at 60 Hz Rated value		
— minimum	V	115
— maximum	V	115
Number of NC contacts for auxiliary contacts		0
Number of NO contacts for auxiliary contacts		0
Number of CO contacts for auxiliary contacts		2
Operating current of the auxiliary contacts		
• at DC-13		

— at 24 V	A	8
• at AC-15		
— at 230 V	A	5
Design of the switching function positively driven		No
Switching behavior		monostable

Mechanical data:

Type of electrical connection		screw-type terminals
Design of the relay operating mechanism		poled
Product component Plug-in socket		No
Width	mm	22.5
Height	mm	28
Depth	mm	35

Certificates/ approvals:

General Product Approval		Declaration of Conformity	
			
	UR	VDE	EG-Konf.

Further information

Information- and Downloadcenter (Catalogs, Brochures,...)

<http://www.siemens.com/industrial-controls/catalogs>

Industry Mall (Online ordering system)

<http://www.siemens.com/industrymall>

Cax online generator

<http://support.automation.siemens.com/WW/CAXorder/default.aspx?lang=en&mlfb=LZX:PT270615>

Service&Support (Manuals, Certificates, Characteristics, FAQs,...)

<https://support.industry.siemens.com/cs/ww/en/ps/LZX:PT270615>

Image database (product images, 2D dimension drawings, 3D models, device circuit diagrams, EPLAN macros, ...)

http://www.automation.siemens.com/bilddb/cax_de.aspx?mlfb=LZX:PT270615&lang=en

last modified:

17.07.2015