

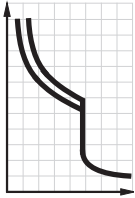
SIRIUS 3RV2 Motor Starter Protectors/Circuit Breakers up to 40 A

For system protection
according to UL 489/CSA C22.2 No. 5-02




Selection and ordering data

Without auxiliary switches

Circuit breakers for system protection of motor³⁾ and non-motor loads according to UL/CSA



3RV27 11-0AD10

Rated current ¹⁾	Thermal over-load releases (non-adjustable)	Instantaneous overcurrent release	Short-circuit breaking capacity at 480 Y/277 V AC ²⁾	Screw terminals 	Weight approx.
$I_n^{1)}$			I_{bc}	Order No.	kg
A	A	A	kA		
Size S00					
0.16	0.16	2.1	65	3RV27 11-0AD10	0.390
0.2	0.2	2.6	65	3RV27 11-0BD10	0.390
0.25	0.25	3.3	65	3RV27 11-0CD10	0.390
0.32	0.32	4.2	65	3RV27 11-0DD10	0.390
0.4	0.4	5.2	65	3RV27 11-0ED10	0.390
0.5	0.5	6.5	65	3RV27 11-0FD10	0.390
0.63	0.63	8.2	65	3RV27 11-0GD10	0.390
0.8	0.8	10	65	3RV27 11-0HD10	0.390
1	1	13	65	3RV27 11-0JD10	0.450
1.25	1.25	16	65	3RV27 11-0KD10	0.450
1.6	1.6	21	65	3RV27 11-1AD10	0.460
2	2	26	65	3RV27 11-1BD10	0.460
2.5	2.5	33	65	3RV27 11-1CD10	0.460
3.2	3.2	42	65	3RV27 11-1DD10	0.460
4	4	52	65	3RV27 11-1ED10	0.450
5	5	65	65	3RV27 11-1FD10	0.460
6.3	6.3	82	65	3RV27 11-1GD10	0.460
8	8	104	65	3RV27 11-1HD10	0.460
10	10	130	65	3RV27 11-1JD10	0.460
12.5	12.5	163	65	3RV27 11-1KD10	0.460
15	15	208	65	3RV27 11-4AD10	0.470

¹⁾ Rated value 100 % according to UL 489 and IEC 60947-2 ("100 % rated breaker").

²⁾ Values for 600 Y/347 V AC can be found in the Technical Specifications under "Permissible rated data of devices approved for North America (UL/CSA)" --> "3RV27 and 3RV28 motor starter protectors as circuit breakers", see note on Technical Information on pages 5/1 and 5/2.

³⁾ Requires use of supplemental overload protection for motor applications.

Lateral and transverse auxiliary switches can be ordered separately (see "Mountable accessories").