

CIRCUIT-BREAKER SIZE S00, FOR MOTOR PROTECTION, CLASS 10, A-REL. 9...12A, N-REL. 156A, SCREW TERMINAL, STANDARD SWITCHING CAPACITY



Figure similar

product brand name	SIRIUS
Product designation	circuit breaker
Design of the product	for motor protection

#### General technical data:

<b>Product expansion</b>	
• Auxiliary switch	Yes
<b>Active power loss total typical</b>	7 W
<b>Surge voltage resistance Rated value</b>	6 000 V
<b>Protection class IP</b>	
• on the front	IP20
<b>Mechanical service life (switching cycles)</b>	
• of the main contacts typical	100 000

#### Ambient conditions:

<b>Installation altitude at height above sea level maximum</b>	2 000 m
<b>Ambient temperature</b>	
• during operation	-20 ... +60 °C
• during storage	-50 ... +80 °C

- during transport

-50 ... +80 °C

#### Main circuit:

<b>Adjustable response value current of the current-dependent overload release</b>	9 ... 12 A
<b>Operating voltage</b>	
• Rated value	690 V
• at AC-3 Rated value maximum	690 V
<b>Operating current</b>	
• at AC-3	
— at 400 V Rated value	12 A
<b>Operating power</b>	
• at AC-3	
— at 400 V Rated value	5.5 kW
<b>Operating frequency</b>	
• at AC-3 maximum	15 1/h

#### Auxiliary circuit:

<b>Number of CO contacts</b>	
• for auxiliary contacts	0

#### Protective and monitoring functions:

<b>Trip class</b>	CLASS 10
<b>Maximum short-circuit current breaking capacity (I<sub>cu</sub>)</b>	
• at AC at 240 V Rated value	100 kA
• at AC at 400 V Rated value	50 kA
• at AC at 500 V Rated value	3 kA
• at AC at 690 V Rated value	2 kA

#### Short-circuit:

<b>Design of the overcurrent release and short-circuit release</b>	thermomagnetic
--	----------------

#### Installation/ mounting/ dimensions:

<b>mounting position</b>	any
<b>Mounting type</b>	screw and snap-on mounting onto 35 mm standard mounting rail according to DIN EN 50022
<b>Height</b>	90 mm
<b>Width</b>	45 mm
<b>Depth</b>	81 mm
<b>Required spacing</b>	
• with side-by-side mounting	
— Backwards	0 mm
— at the side	0 mm






#### Connections/ Terminals:


<b>Product function</b>	No
<ul style="list-style-type: none"> <li>removable terminal for auxiliary and control circuit</li> </ul>	
<b>Type of electrical connection</b>	screw-type terminals
<ul style="list-style-type: none"> <li>for main current circuit</li> <li>for auxiliary and control current circuit</li> </ul>	screw-type terminals
<b>Arrangement of electrical connectors for main current circuit</b>	front side
<b>Type of connectable conductor cross-section</b>	
<ul style="list-style-type: none"> <li>for main contacts <ul style="list-style-type: none"> <li>— solid</li> <li>— stranded</li> <li>— finely stranded with core end processing</li> </ul> </li> <li>for AWG conductors for main contacts</li> </ul>	2x (0.5 ... 1.5 mm <sup>2</sup> ), 2x (0.75 ... 2.5 mm <sup>2</sup> ) 2x (0.5 ... 1.5 mm <sup>2</sup> ), 2x (0.75 ... 2.5 mm <sup>2</sup> ) 2x (0.5 ... 1.5 mm <sup>2</sup> ), 2x (0.75 ... 2.5 mm <sup>2</sup> ) 2x (18 ... 14)




#### Mechanical data:

<b>Size of the circuit-breaker</b>	S00
------------------------------------	-----

#### Certificates/ approvals:

General Product Approval	For use in hazardous locations	Declaration of Conformity	Test Certificates
 CCC	 CSA	 EAC	 ATEX
		 EG-Konf.	<a href="#">spezielle Prüfbescheinigung</a> n

Shipping Approval					
 ABS	 BUREAU VERITAS	 DNV	 GL	 LRS	 PRS

Shipping Approval	other
 RINA	 RMRS
	<a href="#">Umweltbestätigung</a>
	<a href="#">sonstig</a>
	<a href="#">Bestätigungen</a>
	 VDE

#### Further information

Information- and Downloadcenter (Catalogs, Brochures,...)

<http://www.siemens.com/industrial-controls/catalogs>

Industry Mall (Online ordering system)

<http://www.siemens.com/industrymall>

**Cax online generator**

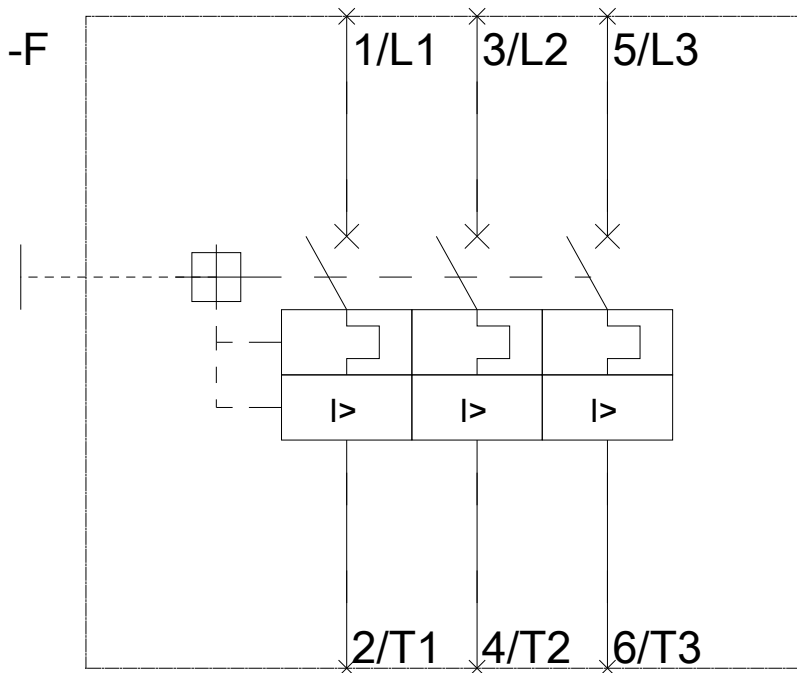
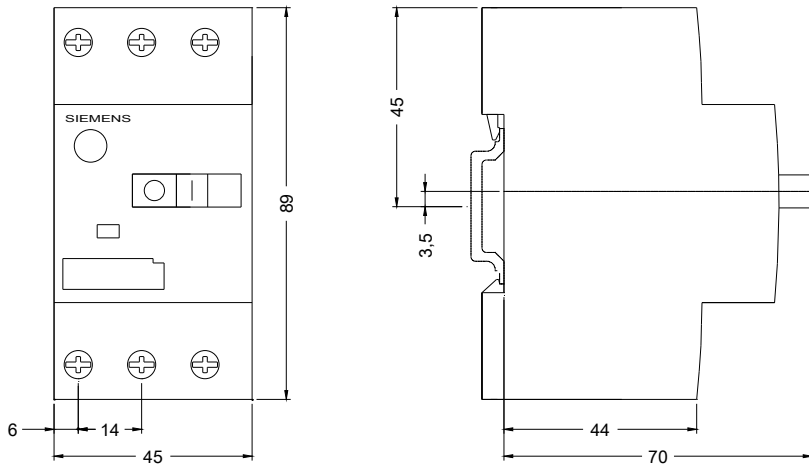
<http://support.automation.siemens.com/WW/CAXorder/default.aspx?lang=en&mlfb=3RV10111KA10>

**Service&Support (Manuals, Certificates, Characteristics, FAQs,...)**

<https://support.industry.siemens.com/cs/ww/en/ps/3RV10111KA10>

**Image database (product images, 2D dimension drawings, 3D models, device circuit diagrams, EPLAN macros, ...)**

[http://www.automation.siemens.com/bilddb/cax\\_de.aspx?mlfb=3RV10111KA10&lang=en](http://www.automation.siemens.com/bilddb/cax_de.aspx?mlfb=3RV10111KA10&lang=en)



last modified:

17.07.2015