



Figure similar

SAFETY POSITION SWITCHES WITH SOLENOID INTERLOCKING LOCK. FORCE 2600N,5 APPR. DIR. METAL HOUSING,3X(M20X1.5) SPRING-LOCKED, AUXILIARY RELEASE ON FRONT MAGNET VOLTAGE 24V DC, MONITOR. OF ACTUATOR 2NC/1NO, MONITOR. OF MAGNET 2NC/1NO

Product designation	position switch with tumbler
Design of the product	with separate actuator and with tumbler
Manufacturer article number	
<ul style="list-style-type: none"> of the optional actuators 	3SE5000-0AV01 standard actuator, 3SE5000-0AV02 actuator with vertical mounting, 3SE5000-0AV03 actuator with transverse mounting, 3SE5000-0AV04 radius actuator left, 3SE5000-0AV05 universal actuator, 3SE5000-0AV06 radius actuator right, 3SE5000-0AV07 heavy duty actuator

General technical data:	
Product function	
<ul style="list-style-type: none"> positive opening 	Yes
Insulation voltage	
<ul style="list-style-type: none"> Rated value 	250 V
Degree of pollution	class 3
Vibration resistance	0.35 mm / 5g
<ul style="list-style-type: none"> acc. to IEC 60068-2-6 	0.35 mm/5g
Surge voltage resistance Rated value	4 kV
Mechanical service life (switching cycles)	
<ul style="list-style-type: none"> typical 	1 000 000

Electrical endurance (switching cycles) with contactor 3RH11, 3RT1016, 3RT1017, 3RT1024, 3RT1025, 3RT1026 typical	1 000 000
Electrical operating cycles in one hour with contactor 3RH11, 3RT1016, 3RT1017, 3RT1024, 3RT1025, 3RT1026	6 000
Thermal current	6 A
Material of the enclosure of the switch head	metal
Protection class IP	IP66/IP67
Equipment marking	
• acc. to DIN EN 61346-2	B
• acc. to DIN EN 81346-2	B
Locking force	2 600 N
• acc. to BG-GS-ET 19	2 000 N
Repeat accuracy	0.05 mm
Explosion protection category for dust	none
Explosion protection category for gas	none
Minimum actuating force in activation direction	30 N

Enclosure:

Design of the housing	special design
Material of the enclosure	metal
Coating of the enclosure	cathodic immersion coating
Design of the housing acc. to standard	No

Drive Head:

Design of the operating mechanism	5 directions of approach
Design of the switching function	positive opening
Number of actuation directions	5

Connections/ Terminals:

Type of electrical connection	screw-type terminals
-------------------------------	----------------------

Mechanical data:

Cable entry type	3 x (M20 x 1.5)
Locking mechanism design	spring-actuated lock (closed-circuit principle) with auxiliary release

Communication/ Protocol:

Design of the interface	without
-------------------------	---------

Ambient conditions:

Ambient temperature	
• during operation	-25 ... +60 °C
• during storage	-40 ... +80 °C





Supply voltage:

Supply voltage of the magnet coil	24 V
-----------------------------------	------

Installation/ mounting/ dimensions:

mounting position	any
Mounting type	screw fixing

Certificates/ approvals:

General Product Approval	Functional Safety/Safety of Machinery	Declaration of Conformity	Test Certificates
 CCC	 CSA		 EG-Konf.
	Baumusterprüfbescheinigung		spezielle Prüfbescheinigungen

other

[Bestätigungen](#)

Further information

Information- and Downloadcenter (Catalogs, Brochures,...)

<http://www.siemens.com/industrial-controls/catalogs>

Industry Mall (Online ordering system)

<http://www.siemens.com/industrymall>

Cax online generator

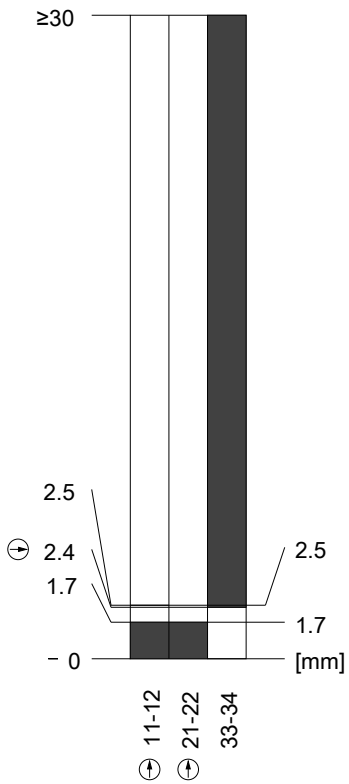
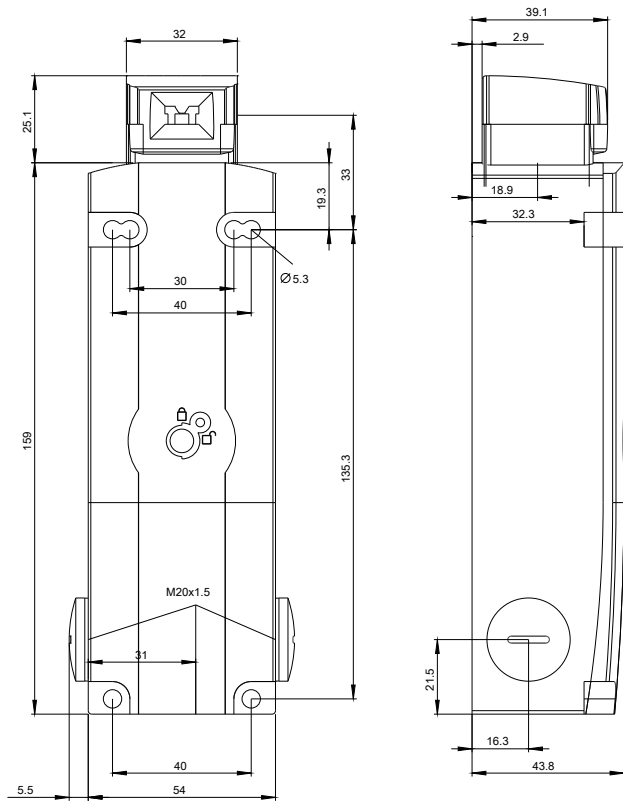
<http://support.automation.siemens.com/WW/CAXorder/default.aspx?lang=en&mfb=3SE53120SD11>

Service&Support (Manuals, Certificates, Characteristics, FAQs,...)

<https://support.industry.siemens.com/cs/ww/en/ps/3SE53120SD11>

Image database (product images, 2D dimension drawings, 3D models, device circuit diagrams, EPLAN macros, ...)

http://www.automation.siemens.com/bilddb/cax_de.aspx?mfb=3SE53120SD11&lang=en



last modified:

22.07.2015