


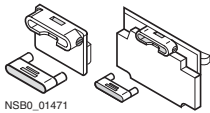


For contactors		Version	Order No.	Weight per PU approx. kg	
Size	Type				
<b>Box terminal blocks</b>					
 <p>3RT19 5 .-4G</p>	S6	3RT1 . 5 (3RB20 5)	<b>For round and ribbon cables<sup>1)</sup></b>		
			Up to 70 mm <sup>2</sup> <sup>2)</sup>	3RT19 55-4G	0.230
			Up to 120 mm <sup>2</sup>	3RT19 56-4G	0.260
			<b>Auxiliary conductor connection for box terminals</b>	3TX7 500-0A	0.010
	S10/S12	3RT1 . 6, 3RT1 . 7 (3RB20 6, 3RB21 6)	Up to 240 mm <sup>2</sup> With auxiliary conductorconnection	3RT19 66-4G	0.676
<b>Covers</b>					
 <p>3RT19 36-4EA2</p>	S2	3RT10 3 3RT13 3, 3RT15 3	<b>Terminal covers for box terminals</b>	3RT19 36-4EA2	0.020
			Additional touch protection to be fitted at the box terminals (2 units required per contactor)	3RT19 36-4EA4	0.020
	S3	3RT10 4, 3RT14 4 3RT13 3	3RT19 46-4EA2	0.025	
			3RT19 46-4EA4	0.025	
	S6	3RT1 . 5	Length: 25 mm	3RT19 56-4EA2	0.030
S10/S12	3RT1 . 6, 3RT1 . 7	Length: 30 mm	3RT19 66-4EA2	0.040	
 <p>3RT19 46-4EA1</p>	S3	3RT10 4, 3RT14 4	<b>Terminal covers for cable lugs and busbar connection<sup>3)</sup></b>	3RT19 46-4EA1	0.040
			For complying with the voltage clearances and as touch protection if box terminal is removed <sup>4)</sup> (2 units required per contactor)		
	S6	3RT1 . 5	Length: 100 mm	3RT19 56-4EA1	0.070
	S10/S12	3RT1 . 6, 3RT1 . 7	Length: 120 mm	3RT19 66-4EA1	0.130
	S6	3RT1 . 5	For busbar cover between contactor and 3RB2 . overload relay or wiring module for contactor assemblies	3RT19 56-4EA3	0.020
S10/S12 <sup>5)</sup>			3RT1 . 6, 3RT1 . 7	Length: 42 mm	3RT19 66-4EA3
S6	3RT1 . 5	For busbar cover of the flat line connectors for reversing and wye-delta assemblies	3RT19 56-4EA4	0.030	
<b>Sealable covers</b>					
 <p>NSB0_01471</p> <p>3RT19 . 6-4MA10</p>	S00	3RT1 . 1, 3RH1 . <sup>6)</sup>	Sealable cover for preventing manual operation	3RT19 16-4MA10	0.010
	S0 ... S12	3RT1 . 2 ... 3RT1 . 7 <sup>6)</sup>	1 unit required per contactor	3RT19 26-4MA10	0.010

1) For connectable cross-sections of the contactors see Technical Information

2) As standard for 3RT10 54-1 contactor (55 kW).

3) Also fits on contactors S6 ... S12 with box terminals.

4) Observe the note in Technical Information, "Technical specifications", "Conductor Cross-Sections".

5) The 3RT19 66-4EA3 cover is required in addition for use in contactor assemblies (reversing/wye-delta).

6) Exception: contactors and contactor relays auxiliary switch block mounted onto the front.