

Industrial Grade

Industrial Grade Power Devices

Built of durable thermoplastic, Leviton Power Receptacles — in flush mount, surface mount and panel mount versions — come equipped with heavy-gauge, double-wipe copper alloy contacts. To ensure correct and speedy wiring, terminals have ID markings. Flush mount receptacles fit Leviton's wide range of 2.15"-diameter wallplates and mounting hardware is included. Angle plugs are made of tough, heavy-duty nylon for a long dependable service life.



Specifications and Features













Extra Heavy-Duty

- Heavy-gauge, double-wipe copper alloy contacts
- Easy-to-wire terminals accept up to No. 4 AWG conductors
- Terminals marked for easy identification and fast wiring
- All mounting hardware included
- Flush-mount devices fit single or two-gang outlet boxes
- Surface-mount devices are COMMERCIAL GRADE and have concentric knockouts for $\frac{3}{4}$ " and 1" conduit and adjustable cord clamp for back and bottom entrance of cable

Angle Plugs

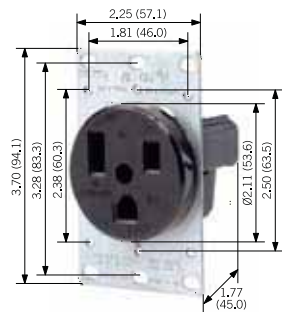
- Rugged cord clamp for secure cable grip accommodates cord diameters from .625" to 1.375" and does not tear conductor jacket
- Made of tough, heavy-duty nylon for long service life
- Devices feature heavy-sectioned dead-front right-angle
- Pressure-clamp terminal design
- Terminals accept up to #4AWG stranded conductors
- Four-way positioning front module
- Solid brass blades for maximum conductivity

SINGLE RECEPTACLES AND PLUGS  

Description	Cat. No.	Cat. No.	Wallplate Information
NEMA			
	10-20R	10-20P	
Rating	20A-125/250V		
Heavy-Duty Flush Mount Receptacle (Black)	5032	—	Fits all wallplates with 2.15" diameter center hole
Heavy-Duty Flush Mount Receptacle (Ivory)	5032-I	—	Fits all wallplates with 2.15" diameter center hole
Straight Plug		9151-N	
NEMA			
	5-30R	5-30P	
Rating	30A-125V		
Flush Mount Receptacle	5371	—	Fits all wallplates with 2.15" diameter center hole
Flush Mount Receptacle, Isolated Ground	5371-IG	—	
Angle Plug		9530-P	
NEMA			
	TT-30R W	TT-30P	
Flush Mount Receptacle for Recreational Vehicles	7313	—	Fits all wallplates with 2.15" diameter center hole
Angle Plug		830-T	
NEMA			
	6-30R	6-30P	
Rating	30A-250V		
Flush Mount Receptacle	5372	—	Fits all wallplates with 2.15" diameter center hole
Flush Mount Receptacle Isolated Ground	5372-IG	—	
Surface Mount Receptacle	5376	—	Fits all wallplates with 2.15" diameter center hole
Angle Plug		9630-P	
NEMA			
	7-30R	7-30P	
Rating	30A-277V		
Flush Mount Receptacle	9730-A	—	Fits all wallplates with 2.15" diameter center hole
Angle Plug	—	9730-P	
NEMA			
	5-50R	5-50P	
Rating	50A-125V		
Flush Mount Receptacle	5373	—	Fits all wallplates with 2.15" diameter center hole
Angle Plug	—	9550-P	




9530-P



5373

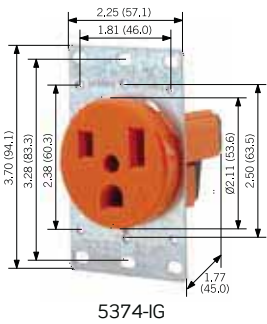


5378




9650-P

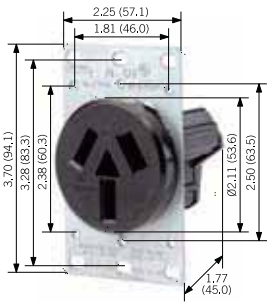
Industrial Grade



5374-IG



9750-A



5206



9450-P

Description	Cat. No.	Cat. No.	Wallplate Information
NEMA			
	6-50R	6-50P	
Rating	50A-250V	50A-250V	
Flush Mount Receptacle	5374		Fits all wallplates with 2.15" diameter center hole
Flush Mount Receptacle, Isolated Ground		5374-IG	Fits all wallplates with 2.15" diameter center hole
Surface Mount Receptacle	5378		Fits all wallplates with 2.15" diameter center hole
Angle Plug		9650-P	
NEMA			
	7-50R	7-50P	
Rating	50A-277V	50A-277V	
Flush Mount Receptacle	9750-A		Fits all wallplates with 2.15" diameter center hole
Angle Plug		9750-P	

3-Pole 3-Wire Non-Grounding

Description	Cat. No.	Cat. No.	Wallplate Information
NEMA			
	10-30R	10-30P	
Rating	30A-125V/250V		
Flush Mount Receptacle	5207		Fits all wallplates with 2.15" diameter center hole
Surface Mount Receptacle	5054		Fits all wallplates with 2.15" diameter center hole
Angle Plug		9332-P	
NEMA			
	10-50R	10-50P	
Rating	50A-125V/250V		
Flush Mount Receptacle	5206		Fits all wallplates with 2.15" diameter center hole
Surface Mount Receptacle	5050		Fits all wallplates with 2.15" diameter center hole
Angle Plug		9450-P	