

Steel Fan & Fixture Box Kits for Suspended Ceilings


Plated steel fan/fixture box with adjustable mounting bar. For mounting a fan or fixture on a suspended ceiling grid. FS420SCL and FS427SCL for fixtures only.



FBRS420SC



FS420SCL



FS427SCL

FEATURES AND BENEFITS

- Installs quickly and securely, saves 30 minutes of installation time
- Ships fully assembled
- Comes preset for a 24" grid
- No parts to lose – installation and adjustment screws ship parked in place
- FBRS420SC features breakable, mounting clips to lower box position for ceiling tiles that extend below the grid
- FBRS420SC has **parked** fan/fixture installation screws – ready for easy fan/fixture bracket installation!
- FBRS420SC is UL rated: 70 lb. fan, 70 lb. fixture; CSA rated: 50 lb. fan/fixture
- FS420SCL is UL and CSA rated: 50 lb. fixture
- FS427SCL is UL and CSA rated: 50 lb. fixture

Note: Install fan or fixture (not included) in accordance with manufacturer's instructions and all local applicable electrical codes, using the parked screws provided.

CATALOG NUMBER	UPC/DCI/NAED MFG #018997	DESCRIPTION / STYLE	UNIT PKG	STD PKG	DIM A	DIM B	DIM C
FBRS420SC*†	75300	For Suspended Ceilings 2" Box Depth 20.0 Cu. In.	1	5	4.805	8.343	24.000
FS420SCL	12526	For Suspended Ceilings 2" Box Depth 20.0 Cu. In.	1	10	3.041	3.982	25.000
FS427SCL	12537	For Suspended Ceilings 1-1/2" Box Depth 30.0 Cu. In.	1	10	3.222	3.500	24.000

* Listed for use in environmental air handling spaces per

† Packaged with Wire Grabber™ Kit on page S-2

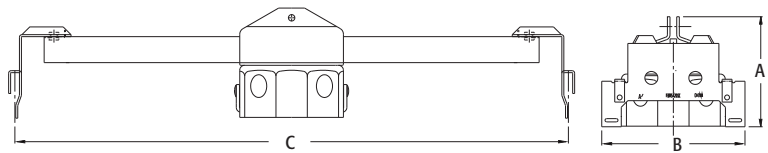
2014 NEC code requirements 300.22(c).

Refer to chart on page R-18 for load ratings and number of single conductors.

PATENTED.



E48106 LR49636



Installation Instructions for FBRS420SC



1. Cut a 4-1/16" diameter hole in the center of a 24" ceiling tile. Place box over hole. Snap ends of support bar over the ceiling grid.




Now with WireGrabber™ kit for drop wire support of static loads.



2. Pull cable through installed NM cable connector and remove captive screws for fan/fixture bracket installation.



FBRS420SC Installation Option



To Mount Box Off-Center:
Loosen screws and slide box into position.

Installation with FL430 is even faster and it costs less than our FS420SCL fixture box with adjustable bracket.