

SIDE WIRED - WELDER SWITCH

Description	Color	Cat No.	
Rating		40A - 600VAC	
		Max HP Rating	Switch Only
Double-pole, single-throw	Black	5HP 250VAC	WS402*

* UL recognized component for OEM use. Terminal screws packaged separately.

TESTING AND CODE COMPLIANCE

- Meets all NEMA WD 1 & 6, and ANSI requirements
- Meets Federal Specification WS-896
- UL Listed (File #E-7458)
- CSA Certified (File #152105)
- NOM Certified (#057)
- WS402 UL Recognized component (File# E63968)

MATERIAL CHARACTERISTICS

- Environmental: Flammability, Rated V2
- Operating Temperature: -40°C to 65°C

ELECTRICAL

- Dielectric Voltage: Withstands 2200V for 1 min.
- Overload UL 528 Test: 50 cycles of overload at 6 times rated current
- Temp. Rise: 50° C max at full rated current
- Tungsten filament lamp load (Fed. Spec.) WS896E, SP, DP, 3-Way
- Endurance: UL 508 Test: 6000 cycles inductive motor type load. Dual rated. General and manual motor control

MECHANICAL

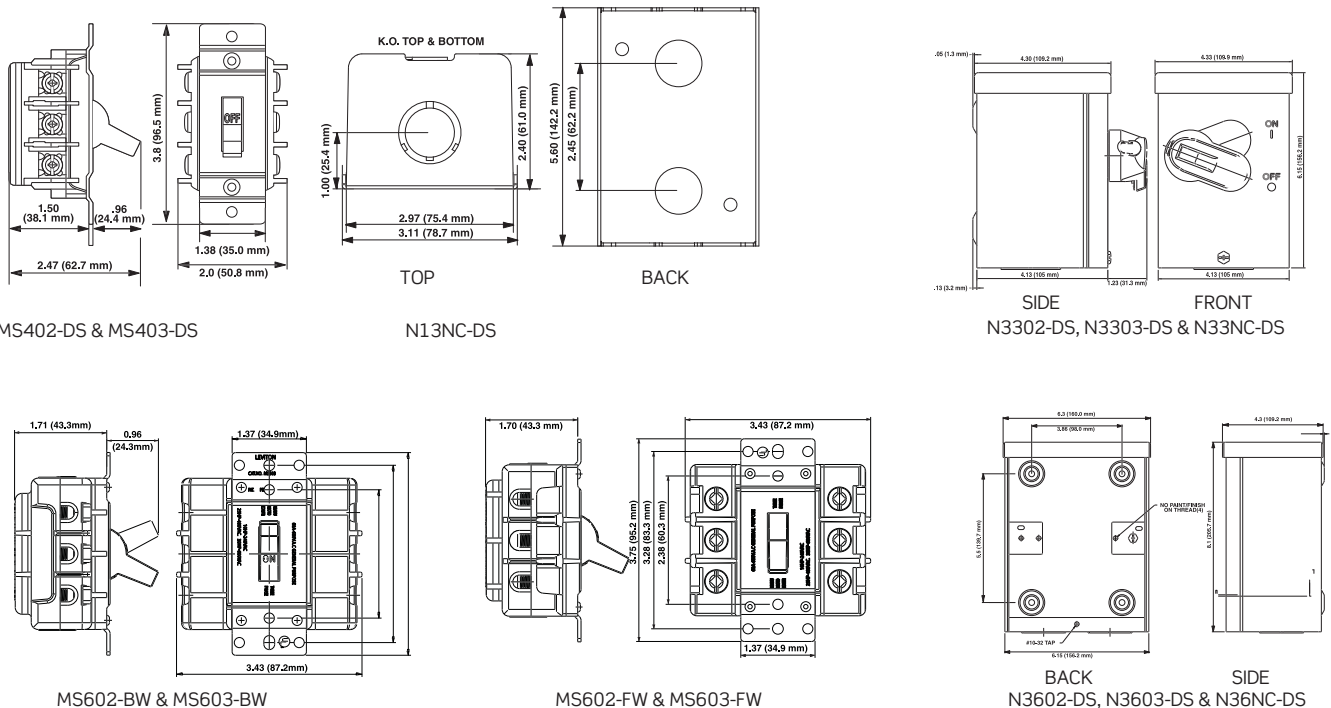
- Terminal I.D.: T1, T2, T3, L1, L2 and L3 marked on back of device
- Terminal Accomm.: #10-#4 AWG back wired; #14-#12 AWG side wired
- Product I.D.: Ratings are permanently stamped on device strap
- Torque Range: 25 inch pounds



Related Products

For complementing wallplates [See page 715 for more information.](#)

DIMENSIONS



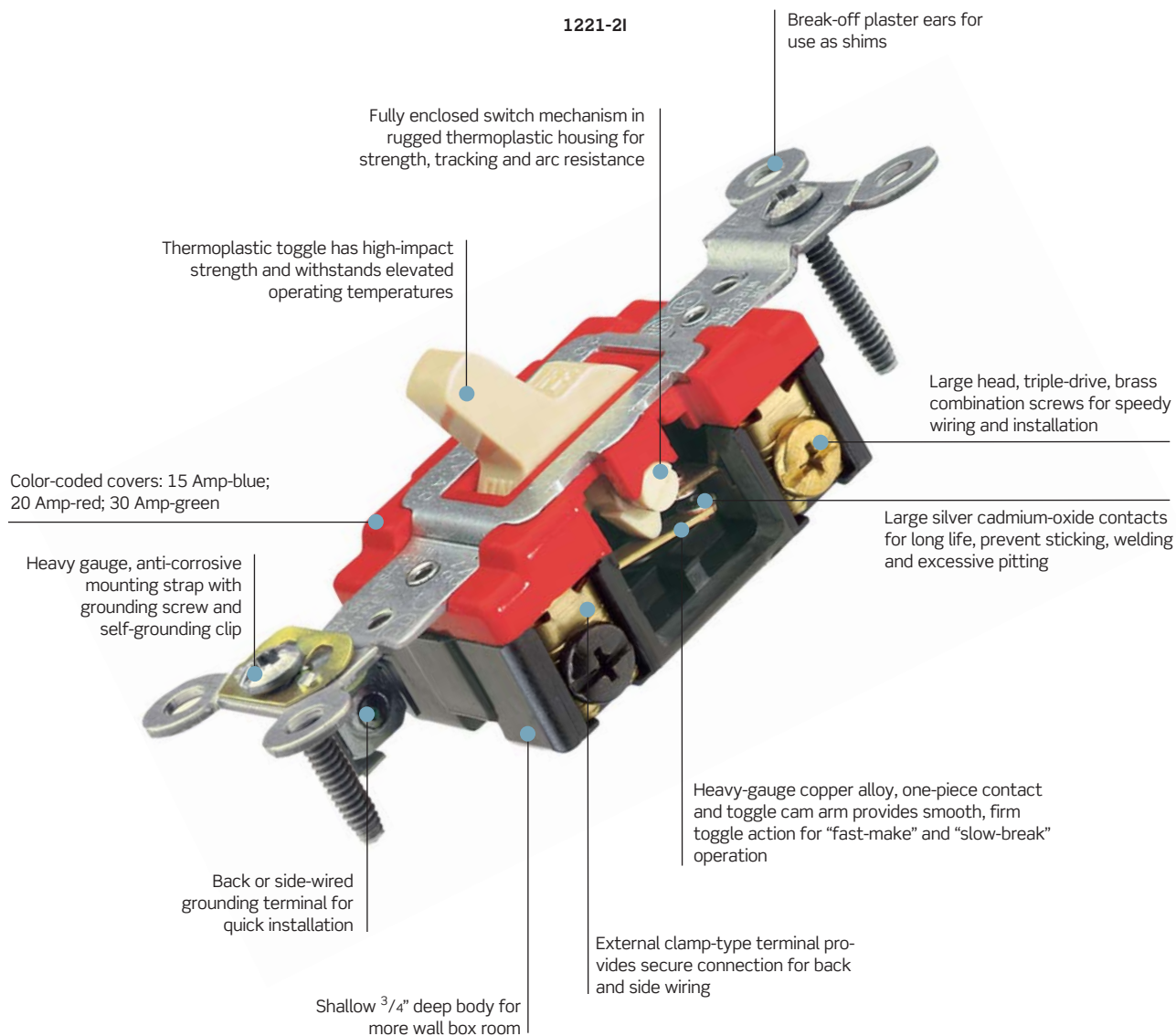
Industrial Grade

Extra Heavy-Duty Specification Grade Toggle and Locking Switches

Leviton's Industrial Grade AC toggle switches for extra heavy-duty applications represent top-of-the-line quality and peak performance. Leviton uses the finest materials available and the highest production standards to produce industrial switches of unmatched versatility and reliability.

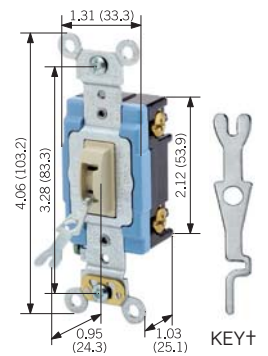
Specifications and Features

- Top-of-the-line industrial quality
- Heavy gauge copper alloy one-piece arm for top performance
- Large silver cadmium-oxide contacts for long life, prevent sticking, welding and excessive pitting
- Color-coded covers: 15 Amp-Blue; 20 Amp-Red; 30 Amp-Green
- Fully enclosed switch mechanism in rugged housing for strength, tracking and arc resistance
- Brass combination-head terminal screws on Extra Heavy-Duty devices, steel combination head terminal screws on other devices
- Self-grounding clip (self-grounding when used with a grounded metal wallbox)
- Wire lead switches for fast and easy installation
- Backed by a Limited Ten-Year Warranty




BACK AND SIDE WIRED/WIRE LEAD US

Description	Color	Cat No.		
		120/277VAC		
Rating		15A	20A	30A
Single Pole	White	1201-2W	1221-2W	3031-2W
	Ivory	1201-2I	1221-2I	3031-2I
	Light Almond	—	1221-2T	—
	Grey	1201-2GY	1221-2GY	—
	Black	—	1221-2E	—
	Brown	1201-2	1221-2	3031-2
	Red	1201-2R	1221-2R	—
	Single Pole, Locking [†]	White	—	1221-2WL
Ivory		1201-2IL	1221-2IL	—
Grey		—	1221-2GL	—
Black		—	1221-2EL	—
Brown		1201-2L	1221-2L	3031-2L
Red		—	1221-2RL	—
Single Pole, with 6" Wire Leads	White	1241-W	1243-W	
	Ivory	1241-I	1243-I	
Double Pole	White	1202-2W	1222-2W	3032-2W
	Ivory	1202-2I	1222-2I	3032-2I
	Grey	1202-2GY	1222-2GY	—
	Black	—	1222-2E	—
	Brown	1202-2	1222-2	3032-2
	Red	—	1222-2R	—
Double Pole, Locking [†]	Ivory	—	1222-2IL	—
	Brown	1202-2L	1222-2L	3032-2L
3-Way	White	1203-2W	1223-2W	3033-2W
	Ivory	1203-2I	1223-2I	3033-2I
	Light Almond	—	1223-2T	—
	Grey	1203-2GY	1223-2GY	—
	Black	—	1223-2E	—
	Brown	1203-2	1223-2	3033-2
3-Way, Locking [†]	White	—	1223-2WL	—
	Ivory	1203-2IL	1223-2IL	—
	Grey	—	1223-2GL	—
	Brown	1203-2L	1223-2L	3033-2L
3-Way, with 6" Wire Leads	White	1242-W	1244-W	
	Ivory	1242-I	1244-I	
4-Way	White	1204-2W	1224-2W	
	Ivory	1204-2I	1224-2I	
	Light Almond	—	1224-2T	
	Grey	1204-2GY	1224-2GY	
	Black	—	1224-2E	
	Brown	1204-2	1224-2	
4-Way, Locking [†]	White	—	1224-2WL	
	Ivory	—	1224-2IL	
	Grey	—	1224-2GL	
	Brown	1204-2L	1224-2L	



1201-2IL



1221-2I

[†]Key for Locking Switch: Cat. No. 55500-PRT.

NOTE: Cat. Nos. 1201, 1221 feature external clamp-type wiring termination for back and side wiring.

Continued On Next Page >

Industrial Grade

Continued From Previous Page >

Description	Color	Cat No.		
		120/277VAC		
		15A	20A	30A
Heavy-Duty Single Pole	White	1221-SW	—	—
	Ivory	1221-SI	—	—
	Light Almond	1221-ST	—	—
	Grey	1221-SGY	—	—
	Brown	1221-S	—	—
	Red	1221-SR	—	—
Heavy-Duty Double Pole	White	1222-SW	—	—
	Ivory	1222-SI	—	—
	Grey	1222-SGY	—	—
	Brown	1222-S	—	—
Heavy-Duty 3-Way	White	1223-SW	—	—
	Ivory	1223-SI	—	—
	Light Almond	1223-ST	—	—
	Grey	1223-SGY	—	—
	Brown	1223-S	—	—
	Red	1223-SR	—	—
Heavy-Duty 4-Way	White	1224-SW	—	—
	Ivory	1224-SI	—	—
	Grey	1224-SGY	—	—
	Brown	1224-S	—	—

†Key for Locking Switch: Cat. No. 55500-PRT.

NOTE: Cat. Nos. 1201, 1221 feature external clamp-type wiring termination for back and side wiring.

BACK AND SIDE WIRED - CANADIAN S

Description	Color	Cat No.		
		347VAC		
		15A	20A	30A
Single Pole	White	18201-W	18221-W	—
	Ivory	18201-I	18221-I	—
	Grey	18201-G	18221-G	—
	Brown	18201-B	18221-B	—
	Red	18201-R	18221-R	—
Single Pole, Locking [†]	Brown	18201-LB	18821-LB	—
Double Pole	Ivory	18202-I	18222-I	—
	Brown	18202-B	18222-B	—
Double Pole, Locking [†]	Brown	18202-LB	18222-LB	—
3-Way	White	18203-W	18223-W	—
	Ivory	18203-I	18223-I	—
	Grey	18203-G	18223-G	—
	Brown	18203-B	18223-B	—
	Red	18203-R	18223-R	—
3-Way, Locking [†]	Brown	18203-LB	18223-LB	—
4-Way	Ivory	18204-I	18224-I	—
	Grey	18204-G	—	—
	Brown	18204-B	18224-B	—
	Red	18204-R	—	—

†Key for Locking Switch: Cat. No. 55500-PRT.

NOTE: Cat. Nos. 18201, 18221, 1203, 1223, 18203 and 18223 feature external clamp-type wiring termination for back and side wiring.