


T12 Medium Bipin (1-1/2" diameter)



U-Shaped T12 (1-1/2" diameter) 6" leg spacing

T12 RAPID START FLUORESCENT LAMPS

4-Foot SUPERSAVER® Rapid Start Lamps; Vivid Color: High CRI for color critical applications

Nominal Wattage	Bulb Shape	Nom. Length (in)	MOL (in)	Base	Product Number	Ordering Abbreviation	Pkg Qty	Average Rated Life @3hrs/ start (hrs)	Average Rated Life @12hrs/ start (hrs)	CCT (K)	CRI	Lumens Initial (Mean) at 25°C/77°F	Notes
34	T12	48	47.78	Medium Bipin	24588	F34CW/SS (F40CW/SS)	30	20000	28800	4100	87	1925 (1655)	☀️, 3.8, 12, 13, 17
					22425	F34T12/941/SS/ECO	30	20000	28800	4100	90	2650 (2450)	☀️, ⭐, 3.8, 12, 13, 17
					24599	F34/DX/SS (F40/DX/SS)	30	20000	28800	6500	88	1930 (1565)	☀️, 3.8, 12, 13, 17

4-Foot Standard Rapid Start Lamps; Vivid Color: High CRI for color critical applications

Nominal Wattage	Bulb Shape	Nom. Length (in)	MOL (in)	Base	Product Number	Ordering Abbreviation	Pkg Qty	Average Rated Life @3hrs/ start (hrs)	Average Rated Life @12hrs/ start (hrs)	CCT (K)	CRI	Lumens Initial (Mean) at 25°C/77°F	Notes
40	T12	48	47.78	Medium Bipin	23505	F40/WX	30	20000	28800	3500	87	2100 (1805)	☀️, 3.12, 13, 17, 23
					24441	F40CWX	30	20000	28800	4100	87	2150 (1850)	☀️, 3.12, 13, 17, 23
					24683	F40DSGN50	30	20000	28800	5000	90	2200 (1890)	☀️, 3.12, 13, 17, 23
					24477	F40/DX	30	20000	28800	6500	88	2180 (1770)	☀️, 3.12, 13, 17, 23

3-Foot SUPERSAVER Rapid Start Lamps

Nominal Wattage	Bulb Shape	Nom. Length (in)	MOL (in)	Base	Product Number	Ordering Abbreviation	Pkg Qty	Average Rated Life @3hrs/ start (hrs)	CCT (K)	CRI	Lumens Initial (Mean) at 25°C/77°F	Notes
25	T12	36	35.78	Medium Bipin	23472	F25T12/CW/RS/SS (F30T12CWRSSS)	30	18000	4200	60	1925 (1635)	☀️, 3.7, 12, 13, 17

3-Foot Standard Rapid Start Lamps

Nominal Wattage	Bulb Shape	Nom. Length (in)	MOL (in)	Base	Product Number	Ordering Abbreviation	Pkg Qty	Average Rated Life @3hrs/ start (hrs)	CCT (K)	CRI	Lumens Initial (Mean) at 25°C/77°F	Notes
30	T12	36	35.78	Medium Bipin	23474	F30T12/D830/RS	30	18000	3000	80	2290 (2060)	☀️, 3.7, 12, 13, 17
					23482	F30T12/WW/RS	30	18000	3000	52	2275 (1935)	☀️, 3.7, 12, 13, 17
					23484	F30T12/D35/RS	30	18000	3500	70	2250 (1980)	☀️, 3.7, 12, 13, 17
					23476	F30T12/CW/RS	30	18000	4200	60	2200 (1870)	☀️, 3.7, 12, 13, 17
					23478	F30T12/D/RS	30	18000	6500	76	1900 (1615)	☀️, 3.7, 12, 13, 17

CURVALUME® T12 SUPERSAVER® & CURVALUME Standard Rapid Start Lamps – U-Shaped 6" Leg Spacing

Vivid Color: High CRI for color critical applications

Nominal Wattage	Bulb Shape	Nom. Length (in)	MOL (in)	Base	Product Number	Ordering Abbreviation	Pkg Qty	Average Rated Life @3hrs/ start (hrs)	CCT (K)	CRI	Lumens Initial (Mean) at 25°C/77°F	Notes
34	T12	22.5	22.6	Medium Bipin	24965	FB34T12/930/6/SS/ECO	12	18000	3000	90	2600 (2340)	☀️, 3.8, 12, 13, 17
					24308	FB34T12/941/6/SS/ECO/UPC	12	20000	4100	90	2650 (2385)	☀️, 3.8, 12, 13, 17
40	T12	22.5	22.6	Medium Bipin	24004	FB40/CWX/6	12	18000	4100	87	2100 (1785)	☀️, 3.8, 12, 13, 17

Specifications subject to change without notice.

High Output (800mA) Rapid Start Lamps for Cold Temperatures


Nominal Wattage	Bulb Shape	Nom. Length (in)	MOL (in)	Base	Product Number	Ordering Abbreviation	Pkg Qty	Average Rated Life @3hrs/start (hrs)	CCT (K)	CRI	Lumens Initial (Mean) at 25°C/77°F	Notes
110	T12	96	93.91	Recessed Dbl Contact	25129	F96T12/CW/HO/CT/ECO	15	12000	4200	60	8600 (6965)	3,12,13,17,25
					25134	F96T12/CW/HO/COLD TEMP	15	12000	4200	60	8600 (6965)	3,12,13,17,25
					25135	F96T12/D/HO/COLD TEMP	15	12000	6500	76	7600 (6155)	3,12,13,17,25

High Output (800mA) Standard Rapid Start Lamps

Nominal Wattage	Bulb Shape	Nom. Length (in)	MOL (in)	Base	Product Number	Ordering Abbreviation	Pkg Qty	Average Rated Life @3hrs/start (hrs)	CCT (K)	CRI	Lumens Initial (Mean) at 25°C/77°F	Notes
35	T12	24	21.91	Recessed Dbl Contact	25313	F24T12/CW/HO	30	9000	4200	60	1650 (1335)	3,12,13,17
					25314	F24T12/D/HO	30	9000	6500	76	1400 (1135)	3,12,13,17
42	T12	36	27.91	Recessed Dbl Contact	25322	F30T12/CW/HO	30	9000	4200	60	2250 (1825)	3,12,13,17
45	T12	36	33.91	Recessed Dbl Contact	25333	F36T12/CW/HO	30	9000	4200	60	2850 (2310)	3,12,13,17
					25332	F36T12/D/HO	30	9000	6500	76	2500 (2310)	3,12,13,17
55	T12	42	39.91	Recessed Dbl Contact	25342	F42T12/CW/HO	30	9000	4200	60	3400 (2755)	3,12,13,17
					25343	F42T12/D/HO	30	9000	6500	76	3050 (2470)	3,12,13,17
60	T12	48	46.00	Recessed Dbl Contact	25154	F48T12/D35/HO	30	12000	3500	70	4250 (3825)	3,12,13,17
					25122	F48T12/CW/HO/ECO	30	12000	4200	60	4050 (3280)	3,12,13,17
					25146	F48T12/CW/HO	30	12000	4200	60	4050 (3280)	3,12,13,17
					25150	F48T12/D/HO	30	12000	6500	76	3600 (2915)	3,12,13,17
75	T12	60	57.91	Recessed Dbl Contact	25128	F60T12/D35/HO	30	12000	3500	70	5600 (5040)	3,12,13,17
					25126	F60T12/CW/HO	30	12000	4200	60	5200 (4210)	3,12,13,17
					25120	F60T12/D/HO	30	12000	6500	76	4600 (3825)	3,12,13,17
80	T12	64	61.91	Recessed Dbl Contact	25352	F64T12/CW/HO	30	12000	4200	60	5750 (4660)	3,12,13,17
					25353	F64T12/D/HO	30	12000	6500	76	4900 (3970)	3,12,13,17
85	T12	72	69.91	Recessed Dbl Contact	25177	F72T12/WW/HO	15	12000	3000	52	6400 (5158)	3,12,13,17
					27249	F72T12/D35/HO	15	12000	3500	70	6650 (5985)	3,12,13,17
					25281	F72T12/D835/HO	15	12000	3500	80	6750 (6210)	3,12,13,17
					25171	F72T12/CW/HO/ECO	15	12000	4200	60	6250 (5065)	3,12,13,17
					25176	F72T12/CW/HO	15	12000	4200	60	6250 (5065)	3,12,13,17
					25189	F72T12/D/HO	15	12000	6500	76	5550 (4494)	3,12,13,17
100	T12	84	81.91	Recessed Dbl Contact	25384	F84T12/CW/HO	15	12000	4200	60	7550 (6115)	3,12,13,17
					25385	F84T12/D/HO	15	12000	6500	76	6700 (5425)	3,12,13,17

High Output (800mA) Standard Rapid Start Lamps; Vivid Color: High CRI for color critical applications

Nominal Wattage	Bulb Shape	Nom. Length (in)	MOL (in)	Base	Product Number	Ordering Abbreviation	Pkg Qty	Average Rated Life @3hrs/start (hrs)	CCT (K)	CRI	Lumens Initial (Mean) at 25°C/77°F	Notes
60	T12	48	46.00	Recessed Dbl Contact	25153	F48T12/DSGN50/HO	30	12000	5000	90	3050 (2470)	3,12,13,17
110	T12	96	93.91	Recessed Dbl Contact	25164	F96T12/DSGN50/HO	15	12000	5000	90	6450 (5225)	3,12,13,17
					25037	F96T12/941/HO/SS/ECO	15	12000	4100	88	8000 (7600)	3,12,13,17



T12 Recessed Double Contact

T12 RAPID START FLUORESCENT LAMPS (cont.)

Very High Output (1500mA) SUPERSAVER® Rapid Start Lamps

Nominal Wattage	Bulb Shape	Nom. Length (in)	MOL (in)	Base	Product Number	Ordering Abbreviation	Pkg Qty	Average Rated Life @3hrs/start (hrs)	CCT (K)	CRI	Lumens Initial (Mean) at 25°C/77°F	Notes
195	T12	96	93.91	Recessed Dbl Contact	25296	F96T12/CW/VHO/SS	15	10000	4200	60	13000 (9100)	⚡,3,11,12,13,17

Very High Output (1500mA) Standard Rapid Start Lamps

Nominal Wattage	Bulb Shape	Nom. Length (in)	MOL (in)	Base	Product Number	Ordering Abbreviation	Pkg Qty	Average Rated Life @3hrs/start (hrs)	CCT (K)	CRI	Lumens Initial (Mean) at 25°C/77°F	Notes
195	T12	96	93.91	Recessed Dbl Contact	25248	F48T12/CW/VHO	30	10000	4200	60	6600 (4620)	⚡,3,12,13,17
					25272	F72T12/CW/VHO	15	10000	4200	60	10600 (7420)	⚡,3,12,13,17
					25209	F96T12/CW/VHO	15	10000	4200	60	14000 (9800)	⚡,3,12,13,17
					25210	F96T12/D/VHO	15	10000	6500	76	11600 (8120)	⚡,3,12,13,17

FLUORESCENT

INSTANT START FLUORESCENT LAMPS

SLIMLINE SUPERSAVER® Instant Start Lamps

Nominal Wattage	Bulb Shape	Nom. Length (in)	MOL (in)	Base	Product Number	Ordering Abbreviation	Pkg Qty	Average Rated Life @3hrs/ start (hrs)	CCT (K)	CRI	Lumens Initial (Mean) at 25°C/77°F	Notes
32	T12	48	46	Single Pin	24823	F48T12/CW/SS	30	9000	4200	60	2450 (2200)	☞,3,9,12,13,17

SLIMLINE SUPERSAVER® Instant Start Lamps; Vivid Color: High CRI for color critical applications

Nominal Wattage	Bulb Shape	Nom. Length (in)	MOL (in)	Base	Product Number	Ordering Abbreviation	Pkg Qty	Average Rated Life @3hrs/ start (hrs)	CCT (K)	CRI	Lumens Initial (Mean) at 25°C/77°F	Notes
60	T12	96	94	Single Pin	23503	F96T12CWXSUPC	15	12000	4100	87	3850 (3400)	☞,3,9,12,13,17
					29828	F96T12/DX/SS	15	12000	6500	88	3860 (3400)	☞,3,9,12,13,17

SLIMLINE Standard Instant Start Lamps

Nominal Wattage	Bulb Shape	Nom. Length (in)	MOL (in)	Base	Product Number	Ordering Abbreviation	Pkg Qty	Average Rated Life @3hrs/ start (hrs)	CCT (K)	CRI	Lumens Initial (Mean) at 25°C/77°F	Notes
21	T12	24	22	Single Pin	22403	F24T12/CW	30	7500	4200	60	1150 (1000)	☞,3,12,13,17
25	T12	42	40	Single Pin	24270	F42T6/WW	24	7500	3032	52	1825 (1605)	☞,3,12,13,17
					24266	F42T6/CW	24	7500	4200	60	1750 (1540)	☞,3,12,13,17
30	T12	36	34	Single Pin	23618	F36T12/CW	30	7500	4200	60	1970 (1735)	☞,3,12,13,17
38	T12	64	62	Single Pin	26466	F64T6/CW	24	7500	4200	60	2800 (2465)	☞,3,12,13,17
38	T12	72	70	Single Pin	27270	F72T8/WW	24	7500	3000	52	3100 (2730)	☞,3,12,13,17
					27266	F72T8/CW	24	7500	4200	60	3050 (2685)	☞,3,12,13,17
					27200	F72T8/D	24	7500	6500	76	2600 (2290)	☞,3,12,13,17
39	T12	48	46	Single Pin	24832	F48T12/D35	30	9000	3500	70	3000 (2760)	☞,3,12,13,17
					24827	F48T12/CW/ECO	30	9000	4200	60	2820 (2480)	☞,3,12,13,17
					24830	F48T12/CW	30	9000	4200	60	2820 (2480)	☞,3,12,13,17
50	T12	60	58	Single Pin	26001	F60T12/CW	30	12000	4200	60	3700 (3255)	☞,3,12,13,17
					26002	F60T12/D	30	12000	6500	76	3000 (2640)	☞,3,12,13,17
52	T12	64	62	Single Pin	26403	F64T12/CW	30	12000	4200	60	3900 (3430)	☞,3,12,13,17
					26404	F64T12/D	30	12000	6500	76	3300 (2905)	☞,3,12,13,17
55	T12	72	71	Single Pin	27255	F72T12/D830	15	12000	3000	80	4800 (4510)	☞,3,12,13,17
					27250	F72T12/D35	15	12000	3500	70	4700 (4325)	☞,3,12,13,17
					27256	F72T12/CW	15	12000	4200	60	4500 (3960)	☞,3,12,13,17
					27259	F72T12/D	15	12000	6500	76	3800 (3345)	☞,3,12,13,17
70	T12	84	82	Single Pin	28417	F84T12/CW	15	12000	4200	60	5300 (4665)	☞,3,12,13,17

SLIMLINE Standard Instant Start Lamps; Vivid Color: High CRI for color critical applications

Nominal Wattage	Bulb Shape	Nom. Length (in)	MOL (in)	Base	Product Number	Ordering Abbreviation	Pkg Qty	Average Rated Life @3hrs/ start (hrs)	CCT (K)	CRI	Lumens Initial (Mean) at 25°C/77°F	Notes
75	T12	96	94	Single Pin	23504	F96T12/WX	15	12000	3500	87	4200 (3695)	☞,3,12,13,17
					29478	F96T12/CWX	15	12000	4100	87	4400 (3870)	☞,3,12,13,17
					29833	F96T12/DSGN50	15	12000	5000	90	4400 (3870)	☞,3,12,13,17
					29500	F96T12/DX	15	12000	6500	88	4360 (3835)	☞,3,12,13,17


PREHEAT FLUORESCENT LAMPS

Miniature T5 Preheat Lamps (Starter Required)

Nominal Wattage	Bulb Shape	Nom. Length (in)	MOL (in)	Base	Product Number	Ordering Abbreviation	Pkg Qty	Average Rated Life @3hrs/ start (hrs)	CCT (K)	CRI	Initial Lumens at 25°C/77°F	Notes
4	T5	6	5.91	Mini Bipin	21364	F4T5/CW	25	6000	4200	60	135	☞,3,12,13,17
6	T5	9	8.91	Mini Bipin	21365	F6T5/CW 25/CS	25	7500	4200	60	270	☞,3,12,13,17
8	T5	12	11.91	Mini Bipin	20819	F8T5/SW/BL/1/6	6	7500	3000	52	400	☞,3,12,13,17
					21367	F8T5/WW 25/CS	25	7500	3000	52	400	☞,3,12,13,17
					21361	F8T5/CWX 25/CS	25	7500	4100	87	270	☞,3,12,13,17
					21366	F8T5/CW 25/CS	25	7500	4200	60	390	☞,3,12,13,17
13	T5	21	20.91	Mini Bipin	21369	F13T5/WW 25/CS	25	7500	3000	52	880	☞,3,12,13,17
					21368	F13T5/CW	25	7500	4200	60	860	☞,3,12,13,17
					21315	F13T5CW/BL/1/6	6	7500	4200	60	860	☞,3,12,13,17
18	T5	30	29.91	Mini Bipin	20911	F18T5/WW/RS/SMBASE	24	7500	3000	52	1325	☞,3,12,13,17
					20909	F18T5/CW/RS	24	6000	4200	62	1325	☞,3,12,13,17

Standard T8 Preheat Lamps (Starter Required)

Nominal Wattage	Bulb Shape	Nom. Length (in)	MOL (in)	Base	Product Number	Ordering Abbreviation	Pkg Qty	Average Rated Life @3hrs/ start (hrs)	CCT (K)	CRI	Lumens Initial (Mean) at 25°C/77°F	Notes
13	T8	12	11.71	Medium Bipin	21766	F13T8/CW	24	7500	4200	62	530 (460)	☞,3,12,13,17
14	T8	15	14.78	Medium Bipin	21486	F14T8/CW	24	7500	4200	60	685 (645)	☞,3,12,13,17
					21488	F14T8/D	24	7500	6500	76	575 (560)	☞,☼,3,12,13,17
15	T8	18	17.78	Medium Bipin	21610	F15T8/D830	24	7500	3000	82	920 (845)	☞,☼,3,12,13,17
					21701	F15T8/WW	24	7500	3000	52	845 (735)	☞,☼,3,12,13,17
					21609	F15T8/D35	24	7500	3500	70	940 (845)	☞,3,12,13,17
					21616	F15T8/CW	24	7500	4200	60	825 (720)	☞,3,12,13,17
					21600	F15T8/D	24	7500	6500	76	700 (655)	☞,3,12,13,17
18	T8	24	23.78	Medium Bipin	23014	F18T8CW/K24	24	7500	4200	60	1190 (1035)	☞,3,12,13,17
					23027	F18T8CW/K26	24	7500	4200	60	1280 (1080)	☞,3,12,13,17
					23028	F18T8CW/K28	24	7500	4200	60	1360 (1130)	☞,3,12,13,17
					23030	F18T8CW/K30	24	7500	4200	60	1400 (1200)	☞,3,12,13,17



T12 Medium Bipin (1-1/2" diameter)

Standard T12 Preheat Lamps (Starter Required)

Nominal Wattage	Bulb Shape	Nom. Length (in)	MOL (in)	Base	Product Number	Ordering Abbreviation	Pkg Qty	Average Rated Life @3hrs/start (hrs)	CCT (K)	CRI	Lumens Initial (Mean) at 25°C/77°F	Notes
14	T12	15	14.78	Medium Bipin	21409	F14T12/CW	30	9000	4200	60	650 (565)	☀️,3,12,13,17
15	T12	18	17.98	Medium Bipin	21542	F15T12/WW	30	9000	3000	52	770 (670)	☀️,3,12,13,17
					21532	F15T12/CW	30	9000	4200	60	750 (655)	☀️,3,12,13,17
20	T12	24	23.75	Medium Bipin	22252	F20T12/DSW/RP	6	9000	3000	70	1300 (1170)	☀️,3,12,13,17
					22131	F20T12/WW	30	9000	3000	52	1250 (1090)	☀️,3,12,13,17
					22251	F20T12/D35	30	9000	3500	70	1300 (1170)	☀️,3,12,13,17
					22078	F20T12/CW	30	9000	4200	60	1200 (1045)	☀️,3,12,13,17
					22119	F20T12/DSGN50	30	9000	5000	90	880 (765)	☀️,3,12,13,17
					22083	F20T12/D	30	9000	6500	76	1075 (935)	☀️,3,12,13,17
25	T12	30	23.78	Medium Bipin	22333	F25T12/WW/30	30	7500	3000	52	1750 (1525)	☀️,3,12,13,17
					22256	F20T12/DCW/RP	6	9000	4100	70	1300 (1170)	☀️,3,12,13,17
					22527	F25T12/CW/28	30	7500	4200	60	1670 (1455)	☀️,3,12,13,17
					22528	F25T12/CW/30	30	7500	4200	60	1730 (1505)	☀️,3,12,13,17
					22529	F25T12/CW/33	30	7500	4200	60	1850 (1655)	☀️,3,12,13,17

Standard T12 Preheat Lamps (Starter Required); Vivid Color: High CRI for color critical applications

Nominal Wattage	Bulb Shape	Nom. Length (in)	MOL (in)	Base	Product Number	Ordering Abbreviation	Pkg Qty	Average Rated Life @3hrs/start (hrs)	CCT (K)	CRI	Lumens Initial (Mean) at 25°C/77°F	Notes
20	T12	24	23.75	Medium Bipin	22119	F20T12/DSGN50	30	9000	5000	90	880 (765)	☀️,3,12,13,17