

IDXPERT™ Voice & Data Comm Material:

B-427 Self-Laminating Vinyl Material

Ideal for marking wire and voice/data cabling, this marker features a clear, non-printed area which wraps around and overlaminates the printed text. Printer automatically repeats your lines of text to fill the white print area. Resistant to abrasion, water, oil and solvents. Temp range -40°F to 158°F (-40°C to 70°C), UL recognized


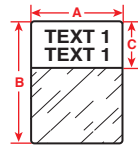


Figure 32

Self-Laminating Wire Markers

Diagram	Catalog #	Material	Color	Approx. Wire Gauge*	Max Wire Dia. Inch (mm)	Label Width A Inch (mm)	Label Height B Inch (mm)	Print-On Height C Inch (mm)	Labels/Roll
B-427 Self-Laminating Vinyl Labels									
Fig. 32	XSL-11-427	B-427	BK on WT	16-10	0.160 (4.0)	0.500 (12.7)	0.750 (19.1)	0.375 (9.5)	450
Fig. 32	XSL-96-427	B-427	BK on WT	16-10	0.160 (4.0)	1.000 (25.4)	0.750 (19.1)	0.375 (9.5)	250
Fig. 32	XSL-17-427	B-427	BK on WT	12-10	0.210 (5.3)	0.500 (12.7)	1.000 (25.4)	0.375 (9.5)	450
Fig. 32	XSL-18-427	B-427	BK on WT	12-10	0.210 (5.3)	0.750 (19.1)	1.000 (25.4)	0.375 (9.5)	250
Fig. 32	XSL-19-427	B-427	BK on WT	12-10	0.210 (5.3)	1.000 (25.4)	1.000 (25.4)	0.375 (9.5)	250
Fig. 32	XSL-102-427	B-427	BK on WT	10-4	0.270 (6.9)	0.500 (12.7)	1.250 (31.8)	0.375 (9.5)	250
Fig. 32	XSL-103-427	B-427	BK on WT	10-4	0.270 (6.9)	1.000 (25.4)	1.250 (31.8)	0.500 (12.7)	250
Fig. 32	XSL-115-427	B-427	BK on WT	10-4	0.270 (6.9)	1.500 (38.1)	1.250 (31.8)	0.500 (12.7)	250
Fig. 32	XSL-29-427	B-427	BK on WT	10-4	0.320 (8.1)	0.500 (12.7)	1.500 (38.1)	0.500 (12.7)	450
Fig. 32	XSL-30-427	B-427	BK on WT	10-4	0.320 (8.1)	0.750 (19.1)	1.500 (38.1)	0.500 (12.7)	250
Fig. 32	XSL-31-427	B-427	BK on WT	10-4	0.320 (8.1)	1.000 (25.4)	1.500 (38.1)	0.500 (12.7)	250
Fig. 32	XSL-31-427-YL-BK	B-427	BK on YL	10-4	0.320 (8.1)	1.000 (25.4)	1.500 (38.1)	0.500 (12.7)	250
Fig. 32	XSL-32-427	B-427	BK on WT	10-4	0.320 (8.1)	1.500 (38.1)	1.500 (38.1)	0.500 (12.7)	227
Fig. 32	XSL-21-427-YL-BK	B-427	BK on YL	3 Gauge-2/0	0.530 (13.5)	1.000 (25.4)	2.500 (63.5)	0.750 (19.1)	100
Fig. 32	XSL-21-427	B-427	BK on WT	3 Gauge-2/0	0.530 (13.5)	1.000 (25.4)	2.500 (63.5)	0.750 (19.1)	100
Fig. 32	XSL-116-427	B-427	BK on WT	3 Gauge-2/0	0.530 (13.5)	1.500 (38.1)	2.500 (63.5)	0.750 (19.1)	100
Fig. 32	XSL-23-427	B-427	BK on WT	3/0-400 kcmil	0.850 (22.0)	1.000 (25.4)	4.000 (101.6)	1.000 (25.4)	85
Fig. 32	XSL-23-427-YL-BK	B-427	BK on YL	3/0-400 kcmil	0.850 (22.0)	1.000 (25.4)	4.000 (101.6)	1.000 (25.4)	100
Fig. 32	XSL-33-427	B-427	BK on WT	3/0-400 kcmil	0.850 (22.0)	1.500 (38.1)	4.000 (101.6)	1.000 (25.4)	85
Fig. 32	XSL-34-427	B-427	BK on WT	500-900 kcmil	1.30 (33.0)	1.500 (38.1)	6.000 (152.4)	1.500 (38.1)	50

Self-Laminating Voice and Data Comm Cable Markers

Diagram	Catalog #	Material	Color	Sized To Fit	Label Width A Inch (mm)	Label Height B Inch (mm)	Print-On Height C Inch (mm)	Labels/Roll
B-427 Self-Laminating Vinyl Labels								
Fig. 32	XSL-19-427	B-427	BK on WT	2 pair Fiber/Coaxial, Single/Multi Mode	1.000 (25.4)	1.000 (25.4)	0.375 (9.5)	250
Fig. 32	XSL-102-427	B-427	BK on WT	CAT-5, 4 pair UTP Copper	0.500 (12.7)	1.250 (31.8)	0.375 (9.5)	250
Fig. 32	XSL-103-427	B-427	BK on WT	CAT-5, 4 pair UTP Copper, Fiber, Coaxial	1.000 (25.4)	1.250 (31.8)	0.500 (12.7)	250
Fig. 32	XSL-115-427	B-427	BK on WT	CAT-5, 4 pair UTP Copper	1.500 (38.1)	1.250 (31.8)	0.500 (12.7)	250
Fig. 32	XSL-29-427	B-427	BK on WT	CAT-5, 4 pair UTP Copper	0.500 (12.7)	1.500 (38.1)	0.500 (12.7)	500
Fig. 32	XSL-30-427	B-427	BK on WT	CAT-5, 4 pair UTP Copper	0.750 (19.1)	1.500 (38.1)	0.500 (12.7)	250
Fig. 32	XSL-31-427	B-427	BK on WT	CAT-5, 4 pair UTP Copper, Fiber, Coaxial	1.000 (25.4)	1.500 (38.1)	0.500 (12.7)	250
Fig. 32	XSL-31-427-YL-BK	B-427	BK on YL	CAT-5, 4 pair UTP Copper, Fiber, Coaxial	1.000 (25.4)	1.500 (38.1)	0.500 (12.7)	250
Fig. 32	XSL-32-427	B-427	BK on WT	CAT-5, 4 pair UTP Copper, Fiber, Coaxial	1.500 (38.1)	1.500 (38.1)	0.500 (12.7)	250
Fig. 32	XSL-21-427	B-427	BK on WT	25 pair Copper, 4-12 pair Fiber, Coaxial	1.000 (25.4)	2.500 (63.5)	0.750 (19.1)	100
Fig. 32	XSL-21-427-YL-BK	B-427	BK on YL	25 pair Copper, 4-12 pair Fiber, Coaxial	1.000 (25.4)	2.500 (63.5)	0.750 (19.1)	100
Fig. 32	XSL-116-427	B-427	BK on WT	25 pair Copper, 4-12 pair Fiber, Coaxial	1.500 (38.1)	2.500 (63.5)	0.750 (19.1)	100
Fig. 32	XSL-23-427	B-427	BK on WT	50 pair Copper, 24 pair Fiber, Backbone	1.000 (25.4)	4.000 (101.6)	1.000 (25.4)	100
Fig. 32	XSL-23-427-YL-BK	B-427	BK on YL	50 pair Copper, 24 pair Fiber, Backbone	1.000 (25.4)	4.000 (101.6)	1.000 (25.4)	100
Fig. 32	XSL-33-427	B-427	BK on WT	50 pair Copper, 24 pair Fiber, Backbone	1.500 (38.1)	4.000 (101.6)	1.000 (25.4)	100
Fig. 32	XSL-34-427	B-427	BK on WT	100 pair Copper, 36 pair Fiber, Backbone	1.500 (38.1)	6.000 (152.4)	1.500 (38.1)	50

IDXPERT™ Voice & Data Comm Material:

B-498 Repositionable Vinyl Cloth Material

Specially designed narrow-width markers automatically set to fixed spacing and separation between leg ends and automatically rotate to top-down orientation for perfect alignment on terminal blocks. Temp Range -40°F to 175°F (-40°C to 80°C), UL Recognized

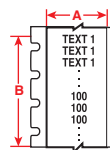


Figure 30




Diagram	Catalog #	B#	Material	Color	Width of Strip Inch (mm)	Label Width A Inch (mm)	Label Height B Inch (mm)	Labels/Roll
B-498 Repositionable Vinyl Cloth Labels								
Fig. 30	XC-240-498	B-498	Vinyl Cloth	BK on WT	0.240 (6.1) wide	0.240 (6.1)	20 ft. (7.9 m)	1 roll (cont.)
Fig. 30	XC-318-498	B-498	Vinyl Cloth	BK on WT	0.318 (8.1) wide	0.318 (8.1)	20 ft. (7.9 m)	1 roll (cont.)
Fig. 30	XC-375-498	B-498	Vinyl Cloth	BK on WT	0.375 (9.5) wide	0.375 (9.5)	20 ft. (7.9 m)	1 roll (cont.)