






# Plugs & Couplers

## Tru-Flate® Design Plugs and Couplers (One Narrow Band on Coupler Body)



The Tru-Flate Design Plug is recognized by the extremely short pilot; however, it has the widest metal section between the groove and the pilot. The sealing surface on the end of the plug is wider than other interchanges, resulting in better sealing and longer seal life. The Tru-Flate Design Coupler utilizes the tubular valve which supports the seal and allows more air flow at lower pressure drops than most competitive couplers. The protective collar guards against accidental disconnect.

Plugs	1/4" BODY SERIES	Couplers
<p><b>12-124</b> 1/4" Male NPT. 10/box.  <b>12-124-07</b> Bulk. 250/box.  <b>12-125</b> 1/4" Male NPT.                      Carded. 10/master.  <b>12-125B</b> 1/4" Male NPT, Brass                      Carded. 10/master.</p>	 <p>A B</p>	<p><b>13-124</b> 1/4" Male NPT. 10/box.  <b>13-124-07</b> Bulk. 100/box.  <b>13-125</b> 1/4" Male NPT.                      Carded. 10/master.</p>
<p><b>12-127</b> 1/4" Swivel                      Male NPT.                      Carded.                      5/master.</p>	 <p>C D</p>	<p><b>13-134</b> 1/4" Female NPT. 10/box.  <b>13-134-07</b> Bulk. 100/box.  <b>13-135</b> 1/4" Female NPT.                      Carded. 10/master.  <b>13-138</b> 3/8" Female NPT. 10/box.</p>
<p><b>12-134</b> 1/4" Female NPT. 10/box.  <b>12-134-07</b> Bulk. 250/box.  <b>12-135</b> 1/4" Female NPT.                      Carded. 10/master.  <b>12-135B</b> 1/4" Female NPT, Brass                      Carded. 10/master.</p>	 <p>E F</p>	<p><b>13-137</b> 1/4" Female NPT with                      raised collar. Carded.                      5/master.</p>
<p><b>12-137</b> 1/4" Swivel                      Female NPT.                      Carded.                      5/master.</p>	 <p>G H</p>	<p><b>13-137</b> 1/4" Female NPT with                      raised collar. Carded.                      5/master.</p>
<p><b>12-117</b> 1/4" ID Hose Barb.                      Carded. 10/master.</p>	 <p>I</p>	<p><b>Coupler/Plug Set</b>                      With one each 1/4" Female NPT                      Coupler (13-135) and 1/4" Male NPT                      Plug (12-125).  <b>13-101</b> Carded. 10/master.</p>

Plugs	3/8" BODY SERIES	Couplers
<p><b>12-602</b> 1/4" Male NPT (see style A above). 10/box.  <b>12-603</b> 1/4" Male NPT (see style A above). Carded. 10/master.  <b>12-604</b> 3/8" Male NPT (see style A above). 10/box.  <b>12-605</b> 3/8" Male NPT (see style A above). Carded. 10/master.  <b>12-610</b> 1/4" Female NPT (see style B above). 10/box.  <b>12-612</b> 3/8" Female NPT (see style B above). 10/box.</p>		<p><b>13-602</b> 1/4" Male NPT (see style E above). 5/box.  <b>13-604</b> 3/8" Male NPT (see style E above). 5/box.  <b>13-610</b> 1/4" Female NPT (see style F above). 5/box.  <b>13-611</b> 1/4" Female NPT (see style F above). Carded. 5/master.  <b>13-612</b> 3/8" Female NPT (see style F above). 5/box.  <b>13-613</b> 3/8" Female NPT (see style F above). Carded. 5/master.</p>

Plugs	1/2" BODY SERIES	Couplers
<p><b>12-702</b> 3/8" Male NPT (see style A above). 10/box.  <b>12-704</b> 1/2" Male NPT (see style A above). 10/box.  <b>12-704-07</b> Bulk. 125/box.  <b>12-705</b> 1/2" Male NPT (see style A above). Carded. 10/master.  <b>12-712</b> 1/2" Female NPT (see style B above). 10/box.  <b>12-713</b> 1/2" Female NPT (see style B above). Carded. 5/master.</p>		<p><b>13-705</b> 1/2" Male NPT (see style F above). Carded. 5/master.  <b>13-712</b> 1/2" Female NPT (see style F above). 5/box.  <b>13-713</b> 1/2" Female NPT (see style F above). Carded. 5/box.</p>

**WARNING:** Due to their large size, these couplers should not be connected or disconnected if the line pressure exceeds 40 PSI.  
**WARNING:** Couplers and plugs are intended for use on compressed air lines only. All have maximum rated working pressure of 300 PSI.