





Plugs & Couplers

Tru-Flate® Design Plugs and Couplers (One Narrow Band on Coupler Body)



The Tru-Flate Design Plug is recognized by the extremely short pilot; however, it has the widest metal section between the groove and the pilot. The sealing surface on the end of the plug is wider than other interchanges, resulting in better sealing and longer seal life. The Tru-Flate Design Coupler utilizes the tubular valve which supports the seal and allows more air flow at lower pressure drops than most competitive couplers. The protective collar guards against accidental disconnect.

Plugs	1/4" BODY SERIES	Couplers
<p>12-124 1/4" Male NPT. 10/box. 12-124-07 Bulk. 250/box. 12-125 1/4" Male NPT. Carded. 10/master. 12-125B 1/4" Male NPT, Brass Carded. 10/master.</p>	 <p>A E</p>	<p>13-124 1/4" Male NPT. 10/box. 13-124-07 Bulk. 100/box. 13-125 1/4" Male NPT. Carded. 10/master.</p>
<p>12-127 1/4" Swivel Male NPT. Carded. 5/master.</p>	 <p>B F</p>	<p>13-134 1/4" Female NPT. 10/box. 13-134-07 Bulk. 100/box. 13-135 1/4" Female NPT. Carded. 10/master. 13-138 3/8" Female NPT. 10/box.</p>
<p>12-134 1/4" Female NPT. 10/box. 12-134-07 Bulk. 250/box. 12-135 1/4" Female NPT. Carded. 10/master. 12-135B 1/4" Female NPT, Brass Carded. 10/master.</p>	 <p>C H</p>	<p>13-137 1/4" Female NPT with raised collar. Carded. 5/master.</p>
<p>12-117 1/4" ID Hose Barb. Carded. 10/master.</p>	 <p>C</p>	<p>Coupler/Plug Set With one each 1/4" Female NPT Coupler (13-135) and 1/4" Male NPT Plug (12-125). 13-101 Carded. 10/master.</p>

Plugs	3/8" BODY SERIES	Couplers
<p>12-602 1/4" Male NPT (see style A above). 10/box. 12-603 1/4" Male NPT (see style A above). Carded. 10/master. 12-604 3/8" Male NPT (see style A above). 10/box. 12-605 3/8" Male NPT (see style A above). Carded. 10/master. 12-610 1/4" Female NPT (see style B above). 10/box. 12-612 3/8" Female NPT (see style B above). 10/box.</p>		<p>13-602 1/4" Male NPT (see style E above). 5/box. 13-604 3/8" Male NPT (see style E above). 5/box. 13-610 1/4" Female NPT (see style F above). 5/box. 13-611 1/4" Female NPT (see style F above). Carded. 5/master. 13-612 3/8" Female NPT (see style F above). 5/box. 13-613 3/8" Female NPT (see style F above). Carded. 5/master.</p>

Plugs	1/2" BODY SERIES	Couplers
<p>12-702 3/8" Male NPT (see style A above). 10/box. 12-704 1/2" Male NPT (see style A above). 10/box. 12-704-07 Bulk. 125/box. 12-705 1/2" Male NPT (see style A above). Carded. 10/master. 12-712 1/2" Female NPT (see style B above). 10/box. 12-713 1/2" Female NPT (see style B above). Carded. 5/master.</p>		<p>13-705 1/2" Male NPT (see style F above). Carded. 5/master. 13-712 1/2" Female NPT (see style F above). 5/box. 13-713 1/2" Female NPT (see style F above). Carded. 5/box.</p>

WARNING: Due to their large size, these couplers should not be connected or disconnected if the line pressure exceeds 40 PSI.
WARNING: Couplers and plugs are intended for use on compressed air lines only. All have maximum rated working pressure of 300 PSI.