




### Nylon Wallplates

Our line of nylon wallplates features larger standard sized wallplates to provide extra coverage to hide rough box opening, improved aesthetics, greater strength, impact resistance, along with excellent cleanability in all different types of environments.


- Standard size is 1/8 inch larger to give you extra coverage to hide rough box openings. Also available in mid-size and pre-marked.
- Curved corners for improved aesthetics, for use in any application.
- Reinforcement ribs for extra strength.
- Captive screw feature holds mounting screw in place for quick and easy installation.
- High-impact, self-extinguishing nylon material, which is virtually unbreakable.
- Smooth, easy to clean finish is highly resistant to solvents and cleaning solutions, providing long life in the harshest environments.

Hubbell's standard sized wallplates are 1/8 inch larger to provide you that extra coverage to hide rough box openings. The depth is 1/4 inch so that it will comfortably fit over the device even on imperfect installations or on retrofit work.


### Nylon Wallplates



### Nylon Pre-Marked Wallplates








### Metal Wallplates








## Duplex Receptacle Wallplates

Description	Color	Nylon Standard	Nylon Mid-Size	Material	Metal Catalog Number
 1-Gang, 1-Duplex	Almond	<b>NP8AL</b>	<b>NPJ8AL</b>	Aluminum	<b>SA8</b>
	Black	<b>NP8BK</b>	<b>NPJ8BK</b>	Brass	<b>SB8</b>
	Blue	-	<b>NPJ8BL</b>	Brass Plated	<b>SBP8</b>
	Brown	<b>NP8</b>	<b>NPJ8</b>	Chrome	<b>SCH8</b>
	Gray	<b>NP8GY</b>	<b>NPJ8GY</b>	S/S 302/304	<b>SS8</b>
	Ivory	<b>NP8I</b>	<b>NPJ8I</b>	S/S 430	<b>SS8L</b>
	Light Almond	<b>NP8LA</b>	<b>NPJ8LA</b>	Steel, Almond	<b>SP8AL*</b>
	Office White	<b>NP8OW</b>	<b>NPJ8OW</b>	Steel, Gray	<b>SP8G*</b>
	Orange	<b>NP8OR</b>	-		
	Red	<b>NP8R</b>	<b>NPJ8R</b>		
	White	<b>NP8W</b>	<b>NPJ8W</b>		
 2-Gang, 2-Duplex	Black	<b>NP82BK</b>	<b>NPJ82BK</b>	Aluminum	<b>SA82</b>
	Brown	<b>NP82</b>	<b>NPJ82</b>	Brass	<b>SB82</b>
	Gray	<b>NP82GY</b>	<b>NPJ82GY</b>	Brass Plated	<b>SBP82</b>
	Ivory	<b>NP82I</b>	<b>NPJ82I</b>	Chrome	<b>SCH82</b>
	Light Almond	<b>NP82LA</b>	<b>NPJ82LA</b>	S/S 302/304	<b>SS82</b>
	Office White	<b>NP82OW</b>	<b>NPJ82OW</b>	S/S 430	<b>SS82L</b>
	Orange	<b>NP82OR</b>	-	Steel, Almond	<b>SP82AL*</b>
	Red	<b>NP82R</b>	<b>NPJ82R</b>	Steel, Gray	<b>SP82G*</b>
	White	<b>NP82W</b>	<b>NPJ82W</b>		
 3-Gang, 3-Duplex	Brown	<b>NP83</b>	-	Aluminum	①
	Ivory	<b>NP83I</b>	-	Brass	①
	White	<b>NP83W</b>	-	Brass Plated	①
				Chrome	①
			S/S 302/304	<b>SS83</b>	
			S/S 430	-	
			Steel, Almond	<b>SP83AL*</b>	
 4-Gang, 4-Duplex	Brown	<b>NP84</b>	-	Aluminum	①
	Ivory	<b>NP84I</b>	-	Brass	①
	White	<b>NP84W</b>	-	Brass Plated	①
				Chrome	①
			S/S 302/304	<b>SS84</b>	
			S/S 430	-	
 2-Gang, 1-Duplex	-	-	-	Brass	-
	-	-	-	Brass Plated	-
	-	-	-	Chrome	-
	-	-	-	S/S 302/304	<b>SS748</b>
	-	-	-	S/S 430	-

## Single 15/20A Straight Blade or 15A Twist-Lock® Receptacle Wallplates

Description	Color	Nylon Standard	Nylon Mid-Size	Material	Metal Catalog Number
 1-Gang, 1-Single 1.40 in. (35.6) Dia. Hole	Black	<b>NP7BK</b>	<b>NPJ7BK</b>	Aluminum	<b>SA7</b>
	Brown	<b>NP7</b>	<b>NPJ7</b>	Brass	<b>SB7</b>
	Gray	<b>NP7GY</b>	<b>NPJ7GY</b>	Brass Plated	<b>SBP7</b>
	Ivory	<b>NP7I</b>	<b>NPJ7I</b>	Chrome	<b>SCH7</b>
	Light Almond	<b>NP7LA</b>	<b>NPJ7LA</b>	S/S 302/304	<b>SS7</b>
	Office White	<b>NP7OW</b>	<b>NPJ7OW</b>	S/S 430	<b>SS7L</b>
	Red	<b>NP7R</b>	<b>NPJ7R</b>	Steel, Almond	<b>SP7AL*</b>
	White	<b>NP7W</b>	<b>NPJ7W</b>	Steel, Gray	<b>SP7G*</b>
 2-Gang, 1-Single 1.40 in. (35.6) Dia. Hole	-	-	-	Aluminum	-
	-	-	-	Brass	-
	-	-	-	Brass Plated	-
	-	-	-	Chrome	-
	-	-	-	S/S 302/304	<b>SS747</b>
			S/S 430	-	
 2-Gang, 2-Single 1.40 in. (35.6) Dia. Hole	-	-	-	Aluminum	①
	-	-	-	Brass	①
	-	-	-	Brass Plated	①
	-	-	-	Chrome	①
	-	-	-	S/S 302/304	<b>SS72</b>
			S/S 430	-	

Note: All standard and mid-size nylon wallplates feature pre-inserted captive screws for faster assembly, up to 6-gang.

① Available as a custom wallplate, see pages N-32 to N-36. Consult custom wallplates section for additional openings and combinations.

\*Powder coat paint finish.



## Specifications

### Listings

Non-Metallic Plates	UL Standard 514D.
Metallic Plates	UL Standard 514D.
Certification	UL Files #E31999, E92074. CSA Standard C22.2 No. 42.1. CSA File 1733174.

### Nylon Plate

Thickness	.06 in. (1.5).
Mounting Screw(s)	Steel (painted slotted screw head).
Feature	Captive mounting screw hole.
Operating Temperature	-40°C to 85°C.
Appearance	Smooth.

### 302/304 Stainless Steel (18% Chromium, 8% Nickel) Plate

Thickness	.035 in. (0.9) nominal.
Mounting Screw(s)	302/304 stainless steel (18% chromium, 8% nickel). Slotted screw head.
Appearance	Horizontal brushed finish.

### 430 Stainless Steel (17% Chromium, less than 0.5% Nickel) Plate

Thickness	.035 in. (0.9) nominal.
Mounting Screw(s)	302/304 stainless steel (17% chromium, less than 0.5% nickel). Slotted screw head.
Appearance	Horizontal brushed finish.

### Brass (70% Copper, 30% Zinc) Plate

Thickness	.04 in. (1.0).
Mounting Screw(s)	Brass (70% Copper, 30% Zinc). Slotted screw head.
Appearance	Horizontal brushed finish.

### Aluminum Plate

Thickness	.05 in. (1.3).
Mounting Screw(s)	302/304 stainless steel (17% chromium, less than 0.5% nickel). Slotted screw head.
Appearance	Horizontal brushed finish.

### Brass Plated Steel Plate

Thickness	.03 in. (0.8) nominal.
Mounting Screw(s)	Brass slotted head.
Appearance	Polished, coated to inhibit oxidation.

### Chrome Plated Steel Plate

Thickness	.03 in. (0.8) nominal.
Mounting Screw(s)	302/304 stainless steel (17% chromium, less than 0.5% nickel). Slotted screw head.
Appearance	Polished, coated to inhibit oxidation.

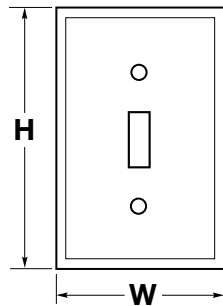
### Steel Painted Plate

Thickness	.03 in. (0.8) nominal.
Mounting Screw(s)	Steel (painted slotted screw head).
Appearance	Powder coat paint.

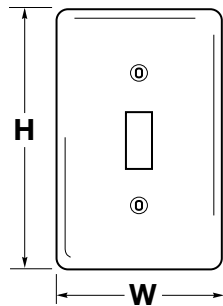


**Product Dimensions**

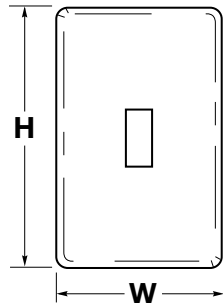
Size	Standard Metal		Painted Metal	Size	Jumbo Metal	
	Height	Width	Width		Height	Width
1-Gang	4.50" (114.3)	2.87" (72.9)	2.75" (69.8)	1-Gang	5.25" (133.4)	3.50" (88.9)
2-Gang	4.50" (114.3)	4.60" (116.8)	4.56" (115.8)	2-Gang	5.25" (133.4)	5.31" (134.9)
3-Gang	4.50" (114.3)	6.41" (162.8)	6.38" (162.1)			
4-Gang	4.50" (114.3)	8.22" (208.8)	8.18" (207.8)			
5-Gang	4.50" (114.3)	10.03" (254.8)	10.00" (254.0)			
6-Gang	4.50" (114.3)	11.81" (300.0)	11.81" (300.0)			
7-Gang	4.50" (114.3)	13.68" (347.5)				
8-Gang	4.50" (114.3)	15.44" (392.1)				



Size	Standard Nylon		Size	Mid-Size Nylon	
	Height	Width		Height	Width
1-Gang	4.63" (117.6)	2.88" (73.2)	1-Gang	4.88" (124.0)	3.13" (79.5)
2-Gang	4.63" (117.6)	4.69" (119.1)	2-Gang	4.88" (124.0)	4.94" (125.4)
3-Gang	4.63" (117.6)	6.50" (165.1)	3-Gang	4.88" (124.0)	6.75" (171.5)
4-Gang	4.63" (117.6)	8.31" (211.1)	4-Gang	4.88" (124.0)	8.56" (217.4)
5-Gang	4.63" (117.6)	10.12" (256.1)			
6-Gang	4.63" (117.6)	11.93" (303.0)			

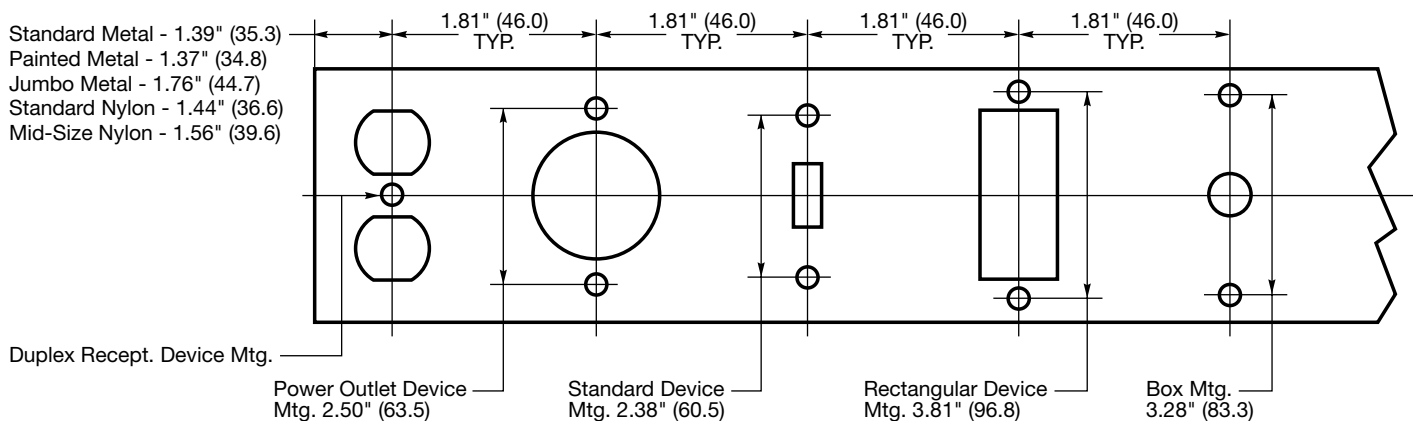


Size	Snap-On Nylon	
	Height	Width
1-Gang	4.68" (118.9)	2.94" (74.7)
2-Gang	4.68" (118.9)	4.75" (120.7)
3-Gang	4.68" (118.9)	6.56" (166.6)
4-Gang	4.68" (118.9)	8.37" (212.6)
5-Gang	4.68" (118.9)	10.18" (258.6)
6-Gang	4.68" (118.9)	11.99" (304.5)



**Wallplate Openings and Mounting Dimensions**

#6-32 Oval Head Screws Typical



Note: Specifications are subject to change without notice.