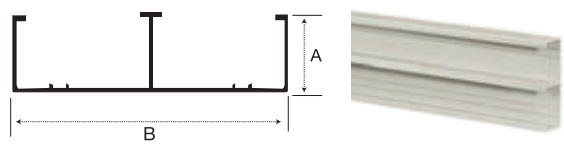



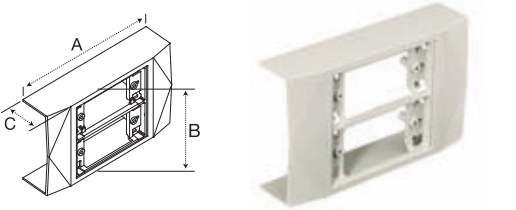





Raceway	Catalog Number	Length	Color
<p><b>Base</b> Two channel raceway. Available in 5 ft. (1.5m) and 10 ft. (3m) lengths.</p> 	<p><b>PB2B5</b> <b>PB2B10</b> A: 1.42" (36.00) B: 4.50" (114.30)</p>	<p>5 ft. 10 ft.</p>	<p>Office White</p>
<p><b>Cover</b> Cover allows access to multiple channels. Available in 5 ft. (1.5m) and 10 ft. (3m) lengths.</p> 	<p><b>PB2C5</b> <b>PB2C10</b> B: 4.50" (114.30)</p>	<p>5 ft. 10 ft.</p>	<p>Office White</p>
<p><b>Split Cover</b> Cover allows separation of channels and access to a single channel. Available in 5 ft. (1.5m) and 10 ft. (3m) lengths. Two split covers are required for each raceway section.</p> 	<p><b>PB2SPL5</b> <b>PB2SPL10</b> B: 2.22" (56.30)</p>	<p>5 ft. 10 ft.</p>	<p>Office White</p>
<p><b>Wire Clip</b> For holding conductors in place.</p> 	<p><b>PB2WC</b></p>		<p>Office White</p>
<p><b>Box</b> <b>Two-Gang Inline Box</b> For switches, receptacles and communication devices. Provides flush look. See pages 81-82 for recommended plate options.</p> 	<p><b>Catalog Number</b> <b>PB2IND2G</b> A: 7.66" (194.56) B: 4.74" (120.40) C: 1.84" (46.74)</p>		<p><b>Color</b> Office White</p>
<p><b>Fittings</b> <b>Internal Elbow - Base and Cover</b> Full capacity 1¼ in. bend radius internal elbow.</p> 	<p><b>Catalog Number</b> <b>PB3IEBCA</b> A: 4.36" (110.74) B: 4.72" (119.89) C: 4.36" (110.74)</p>		<p><b>Color</b> Office White</p>
<p><b>External Elbow - Base and Cover</b> Full capacity 1¼ in. bend radius external elbow.</p> 	<p><b>Catalog Number</b> <b>PB3EEBCA</b> A: 6.48" (164.59) B: 4.72" (119.89) C: 6.48" (164.59)</p>		<p>Office White</p>
<p><b>Flat Elbow - Base and Cover</b> Full capacity 1¼ in. bend radius flat elbow.</p> 	<p><b>Catalog Number</b> <b>PB3FEBCA</b> A: 7.64" (194.66) B: 7.64" (194.66) C: 1.71" (43.43)</p>		<p>Office White</p>