
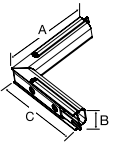

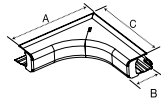

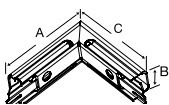

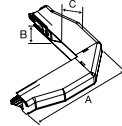

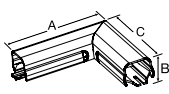

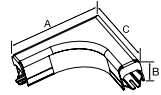

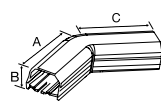

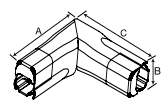

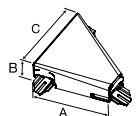

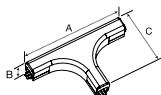

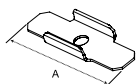

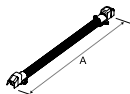


Elbows	Description	Color	HBL500 Series	HBL700 and HBL750 Series	Description	Color	HBL500, HBL700 & HBL750 Series
	<b>Internal Elbow</b> For inside surfaces at right angles.	Ivory White	<b>HBL517IV</b> <b>HBL517W</b>	<b>HBL717IVA</b> <b>HBL717WA</b>	<b>Internal Elbow Bend Radius</b> For inside surface at right angles requiring a 1.5 in. (38.10) bend radius. Suitable for Category 5, 5e, 6 and 6A applications.	Ivory White	<b>HBL5717BRIVA</b> —
			A: 3.33" (84.51) B: .58" (14.73) C: 3.33" (84.51)	A: 3.33" (84.51) B: .90" (22.86) C: 3.33" (84.51)			A: 3.33" (84.51) B: .91" (23.11) C: 3.33" (84.51)
	<b>External Elbow</b> For outside surfaces at right angles.	Ivory White	<b>HBL518IV</b> <b>HBL518W</b>	<b>HBL718IVA</b> <b>HBL718WA</b>	<b>External Elbow Bend Radius</b> For outside surfaces at right angles requiring a 1.5 in. (38.10) bend radius. Suitable for Category 5, 5e, 6 and 6A applications.	Ivory White	<b>HBL5718BRIVA</b> —
			A: 2.59" (65.71) B: .58" (14.73) C: 2.59" (65.71)	A: 2.59" (65.71) B: .90" (22.86) C: 2.59" (65.71)			A: 4.86" (123.43) B: .78" (19.80) C: 1.35" (34.28)
<b>90° Flat Elbow</b> For right angle turns on same surface.	Ivory White	<b>HBL511IV</b> <b>HBL511W</b>	<b>HBL711IVA</b> <b>HBL711WA</b>	<b>Flat Elbow Bend Radius</b> For right angle turns requiring a 1.5 in. (38.10) bend radius. Suitable for Category 5, 5e, 6 and 6A applications.	Ivory White	<b>HBL5711BRIVA</b> —	
		A: 2.68" (68.13) B: .61" (15.50) C: 2.68" (68.13)	A: 2.68" (68.13) B: .90" (22.86) C: 2.68" (68.13)			A: 3.16" (80.34) B: .91" (23.11) C: 3.16" (80.34)	
<b>45° Flat Elbow</b> For diagonal 45° turns on same surface.	Ivory White	<b>HBL512IV</b> —	<b>HBL712IVA</b> —	<b>Internal Twisted Elbows</b> For 90° twist with 90° turn. For double turn at right angles from one to another. From a flat run on a side wall to a flat run on a ceiling, edge of door or window trim.	Ivory White  Ivory White	Right Elbow <b>HBL5711RHIVA</b> <b>HBL5711RHWA</b>  Left Elbow <b>HBL5711LHIVA</b> <b>HBL5711LHWA</b>	
		A: 2.46" (62.61) B: .58" (14.73) C: 2.46" (62.61)	A: 2.70" (68.49) B: .91" (23.06) C: 2.70" (68.49)			A: 2.98" (75.72) B: .94" (23.75) C: 3.00" (76.20)	

Tees	Description	Color	HBL500, HBL700 & HBL750 Series	Description	Color	HBL500, HBL700 & HBL750 Series
	<b>Tee Fitting</b> For branches at right angles.	Ivory White	<b>HBL5715IVA</b> <b>HBL5715WA</b>	<b>HBL5715BIVA</b> <b>HBL5715BWA</b>	<b>Tee Fitting Bend Radius</b> For branches at right angles requiring a 1.5 in. (38.10) bend radius. Suitable for Category 5, 5e, 6 and 6A applications.	Ivory White
		A: 3.06" (77.67) B: 1.14" (28.86) C: 3.03" (76.96)	A: 3.06" (77.67) B: .90" (22.86) C: 3.03" (76.96)			A: 5.55" (140.88) B: .90" (22.86) C: 3.16" (80.34)

Fittings	Description	Color	HBL500, HBL700 & HBL750 Series	Description	Color	HBL500, HBL700 & HBL750 Series
	<b>Support Clip</b> For supporting lengths of HBL500, HBL700 or HBL750 Raceway.	Ivory White	<b>HBL5703IV</b> <b>HBL5703W</b>	<b>HBL5703FW</b>	<b>Flexible Section</b> For getting around offsets, side bends, twisted turns or curved surfaces.	Ivory White
		A: 2.51" (63.75)	A: 2.51" (63.75)			A: 18.00" (457.20)

Dimensions in Inches (mm)