


KELLEMS® WIRE MANAGEMENT

Product	Page
Single Eye Support Grips	2
Double Eye Support Grips	3
Offset Eye Support Grips	4
Universal Eye Support Grips	5
Deluxe Cord Grips	6-7



For the full product offering and details, please visit www.HubbellOnline.com/wiring or call 1-800-465-7051.



www.hubbellonline.com/wiring

HUBBELL®
Electrical Devices

KELLEMS® WIRE MANAGEMENT

Standard Duty Support Grips

Single Eye, Single Weave, Tin-Coated Bronze



WARNING!

It is important that you read all breaking strength, safety and technical data relating to this product on pages T-42 through T-46.



Single Eye, Closed Mesh



Single Eye, Split Mesh, Lace Closing



Single Eye, Split Mesh, Rod Closing

Single Eye, Closed Mesh*

For permanent support when cable end is available to be installed through grip.

Cable Diameter Range Inches (cm)	Approx. Breaking Strength Lbs. (N)	E Inches (cm)	M Inches (cm)	Catalog Number
.50"--.62" (1.27-1.57)	530 (2,357)	7" (17.78)	10" (25.40)	02201013
.63"--.74" (1.60-1.88)	790 (3,514)	8" (20.32)	10" (25.40)	02201014
.75"--.99" (1.90-2.51)	1,020 (4,537)	8" (20.32)	13" (33.02)	02201015
1.00"-1.24" (2.54-3.15)	1,610 (7,161)	9" (22.86)	14" (35.56)	02201017
1.25"-1.49" (3.17-3.78)	1,610 (7,161)	10" (25.40)	15" (38.10)	02201018
1.50"-1.74" (3.81-4.42)	1,610 (7,161)	12" (30.48)	17" (43.18)	02201019
1.75"-1.99" (4.44-5.05)	2,150 (9,563)	14" (35.56)	19" (48.26)	02201020
2.00"-2.49" (5.08-6.32)	3,260 (14,500)	16" (40.64)	21" (53.34)	02201021
2.50"-2.99" (6.35-7.59)	3,260 (14,500)	18" (45.72)	23" (58.42)	02201022
3.00"-3.49" (7.62-8.86)	4,900 (21,795)	21" (53.34)	25" (63.50)	02201023
3.50"-3.99" (8.89-10.13)	4,900 (21,795)	24" (60.96)	27" (68.58)	02201024

Single Eye, Split Mesh, Lace Closing*

For permanent support when cable end is not available.

Cable Diameter Range Inches (cm)	Approx. Breaking Strength Lbs. (N)	E Inches (cm)	M Inches (cm)	Catalog Number
.50"--.62" (1.27-1.57)	530 (2,357)	7" (17.78)	10" (25.40)	02202013
.63"--.74" (1.60-1.88)	790 (3,514)	8" (20.32)	10" (25.40)	02202014
.75"--.99" (1.90-2.51)	1,020 (4,537)	8" (20.32)	13" (33.02)	02202015
1.00"-1.24" (2.54-3.15)	1,610 (7,161)	9" (22.86)	14" (35.56)	02202017
1.25"-1.49" (3.17-3.78)	1,610 (7,161)	10" (25.40)	15" (38.10)	02202018
1.50"-1.74" (3.81-4.42)	1,610 (7,161)	12" (30.48)	17" (43.18)	02202019
1.75"-1.99" (4.44-5.05)	2,150 (9,563)	14" (35.56)	19" (48.26)	02202020
2.00"-2.49" (5.08-6.32)	3,260 (14,500)	16" (40.64)	21" (53.34)	02202021
2.50"-2.99" (6.35-7.59)	3,260 (14,500)	18" (45.72)	23" (58.42)	02202022
3.00"-3.49" (7.62-8.86)	4,900 (21,795)	21" (53.34)	25" (63.50)	02202023
3.50"-3.99" (8.89-10.13)	4,900 (21,795)	24" (60.96)	27" (68.58)	02202024

Single Eye, Split Mesh, Rod Closing*

For support when cable end is not available.

Cable Diameter Range Inches (cm)	Approx. Breaking Strength Lbs. (N)	E Inches (cm)	M Inches (cm)	Catalog Number
.50"--.62" (1.27-1.57)	790 (3,514)	7" (17.78)	8.5" (21.59)	02203013
.63"--.74" (1.60-1.88)	790 (3,514)	8" (20.32)	8.5" (21.59)	02203014
.75"--.99" (1.90-2.51)	1,020 (4,537)	8" (20.32)	10.5" (26.67)	02203015
1.00"-1.24" (2.54-3.15)	1,610 (7,161)	9" (22.86)	12.5" (31.75)	02203017
1.25"-1.49" (3.17-3.78)	1,610 (7,161)	10" (25.40)	14.5" (36.83)	02203018
1.50"-1.74" (3.81-4.42)	1,610 (7,161)	12" (30.48)	15.5" (39.37)	02203019
1.75"-1.99" (4.44-5.05)	2,150 (9,563)	14" (35.56)	16.5" (41.91)	02203020
2.00"-2.49" (5.08-6.32)	3,260 (14,500)	16" (40.64)	19.5" (49.53)	02203021
2.50"-2.99" (6.35-7.59)	3,260 (14,500)	18" (45.72)	21.5" (54.61)	02203022
3.00"-3.49" (7.62-8.86)	5,750 (25,576)	21" (53.34)	23.5" (59.69)	02203023
3.50"-3.99" (8.89-10.13)	5,750 (25,576)	24" (60.96)	25.5" (64.77)	02203024

Note: E-Eye length.

M-Mesh length at nominal diameter.

* Change catalog number from 022 to 024 for stainless steel. Consult factory for availability.

Standard Duty Support Grips

Double Eye, Single Weave, Tin-Coated Bronze



Double Eye, Closed Mesh*

For permanent support when cable end is available to be installed through grip.

Cable Diameter Range Inches (cm)	Approx. Breaking Strength Lbs. (N)	E Inches (cm)	M Inches (cm)	Catalog Number
.50"--.62" (1.27-1.57)	530 (2,357)	4" (10.16)	10" (25.40)	02201001
.63"--.74" (1.60-1.88)	790 (3,514)	4" (10.16)	10" (25.40)	02201002
.75"--.99" (1.90-2.51)	1,020 (4,537)	4" (10.16)	13" (33.02)	02201003
1.00"-1.24" (2.54-3.15)	1,610 (7,161)	5" (12.70)	14" (35.56)	02201005
1.25"-1.49" (3.17-3.78)	1,610 (7,161)	5" (12.70)	15" (38.10)	02201006
1.50"-1.74" (3.81-4.42)	1,610 (7,161)	5" (12.70)	17" (43.18)	02201007
1.75"-1.99" (4.44-5.05)	2,150 (9,563)	6" (15.24)	19" (48.26)	02201008
2.00"-2.49" (5.08-6.32)	3,260 (14,500)	6" (15.24)	21" (53.34)	02201009
2.50"-2.99" (6.35-7.59)	3,260 (14,500)	6" (15.24)	23" (58.42)	02201010
3.00"-3.49" (7.62-8.86)	4,900 (21,795)	8" (20.32)	25" (63.50)	02201011
3.50"-3.99" (8.89-10.13)	4,900 (21,795)	8" (20.32)	27" (68.58)	02201012

Double Eye, Split Mesh, Lace Closing*

For permanent support when cable end is not available.

Cable Diameter Range Inches (cm)	Approx. Breaking Strength Lbs. (N)	E Inches (cm)	M Inches (cm)	Catalog Number
.50"--.62" (1.27-1.57)	530 (2,357)	4" (10.16)	10" (25.40)	02202001
.63"--.74" (1.60-1.88)	790 (3,514)	4" (10.16)	10" (25.40)	02202002
.75"--.99" (1.90-2.51)	1,020 (4,537)	4" (10.16)	13" (33.02)	02202003
1.00"-1.24" (2.54-3.15)	1,610 (7,161)	5" (12.70)	14" (35.56)	02202005
1.25"-1.49" (3.17-3.78)	1,610 (7,161)	5" (12.70)	15" (38.10)	02202006
1.50"-1.74" (3.81-4.42)	1,610 (7,161)	5" (12.70)	17" (43.18)	02202007
1.75"-1.99" (4.44-5.05)	2,150 (9,563)	6" (15.24)	19" (48.26)	02202008
2.00"-2.49" (5.08-6.32)	3,260 (14,500)	6" (15.24)	21" (53.34)	02202009
2.50"-2.99" (6.35-7.59)	3,260 (14,500)	6" (15.24)	23" (58.42)	02202010
3.00"-3.49" (7.62-8.86)	4,900 (21,795)	8" (20.32)	25" (63.50)	02202011
3.50"-3.99" (8.89-10.13)	4,900 (21,795)	8" (20.32)	27" (68.58)	02202012

Double Eye, Split Mesh, Rod Closing*

For support when cable end is not available.

Cable Diameter Range Inches (cm)	Approx. Breaking Strength Lbs. (N)	E Inches (cm)	M Inches (cm)	Catalog Number
.50"--.62" (1.27-1.57)	790 (3,514)	4" (10.16)	8.5" (21.59)	02203001
.63"--.74" (1.60-1.88)	790 (3,514)	4" (10.16)	8.5" (21.59)	02203002
.75"--.99" (1.90-2.51)	1,020 (4,537)	4" (10.16)	10.5" (26.67)	02203003
1.00"-1.24" (2.54-3.15)	1,610 (7,161)	5" (12.70)	12.5" (31.75)	02203005
1.25"-1.49" (3.17-3.78)	1,610 (7,161)	5" (12.70)	14.5" (36.83)	02203006
1.50"-1.74" (3.81-4.42)	1,610 (7,161)	5" (12.70)	15.5" (39.37)	02203007
1.75"-1.99" (4.44-5.05)	2,150 (9,563)	6" (15.24)	16.5" (41.91)	02203008
2.00"-2.49" (5.08-6.32)	3,260 (14,500)	6" (15.24)	19.5" (49.53)	02203009
2.50"-2.99" (6.35-7.59)	3,260 (14,500)	6" (15.24)	21.5" (54.61)	02203010
3.00"-3.49" (7.62-8.86)	5,750 (25,576)	8" (20.32)	23.5" (59.69)	02203011
3.50"-3.99" (8.89-10.13)	5,750 (25,576)	8" (20.32)	25.5" (64.77)	02203012

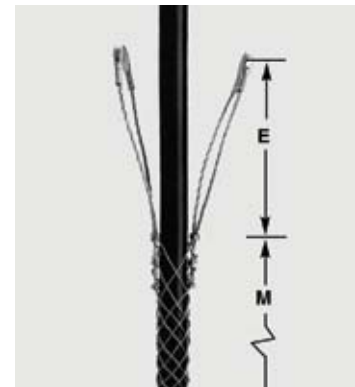
Note: E-Eye length.

M-Mesh length at nominal diameter.

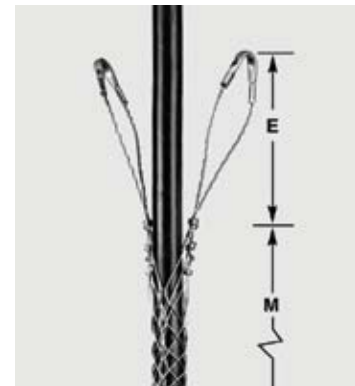
* Change catalog number from 022 to 024 for stainless steel. Consult factory for availability.

WARNING!

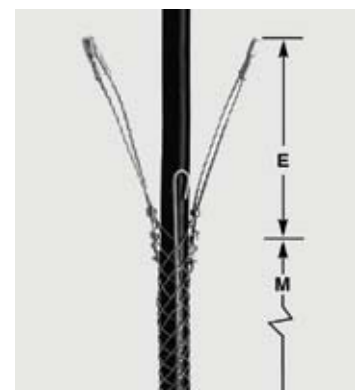
It is important that you read all breaking strength, safety and technical data relating to this product on pages T-42 through T-46.



Double Eye, Closed Mesh



Double Eye, Split Mesh, Lace Closing



Double Eye, Split Mesh, Rod Closing




Standard Duty Support Grips

Offset Eye, Single Weave, Tin-Coated Bronze




WARNING!

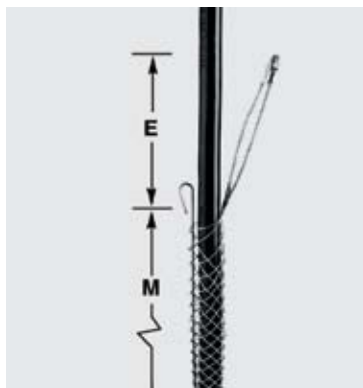
It is important that you read all breaking strength, safety and technical data relating to this product on pages T-42 through T-46.



Offset Eye, Closed Mesh



Offset Eye, Split Mesh, Lace Closing



Offset Eye, Split Mesh, Rod Closing

Offset Eye, Closed Mesh*

For permanent support when cable end is available to be installed through grip.

Cable Diameter Range Inches (cm)	Approx. Breaking Strength Lbs. (N)	E Inches (cm)	M Inches (cm)	Catalog Number
.50"- .62" (1.27-1.57)	500 (2,224)	4" (10.16)	10" (25.40)	02201037
.63"- .74" (1.60-1.88)	750 (3,336)	4" (10.16)	10" (25.40)	02201038
.75"- .99" (1.90-2.51)	950 (4,226)	4" (10.16)	13" (33.02)	02201039
1.00"-1.24" (2.54-3.15)	1,500 (6,672)	5" (12.70)	14" (35.56)	02201041
1.25"-1.49" (3.17-3.78)	1,500 (6,672)	5" (12.70)	15" (38.10)	02201042
1.50"-1.74" (3.81-4.42)	1,500 (6,672)	5" (12.70)	17" (43.18)	02201043
1.75"-1.99" (4.44-5.05)	2,000 (8,896)	6" (15.24)	19" (48.26)	02201044
2.00"-2.49" (5.08-6.32)	3,100 (13,789)	9" (22.86)	21" (53.34)	02201045
2.50"-2.99" (6.35-7.59)	3,100 (13,789)	9" (22.86)	23" (58.42)	02201046
3.00"-3.49" (7.62-8.86)	3,800 (16,902)	11" (27.94)	25" (63.50)	02201047
3.50"-3.99" (8.89-10.13)	3,250 (14,480)	11" (27.94)	27" (68.58)	02201048

Offset Eye, Split Mesh, Lace Closing*

For permanent support when cable end is not available.

Cable Diameter Range Inches (cm)	Approx. Breaking Strength Lbs. (N)	E Inches (cm)	M Inches (cm)	Catalog Number
.50"- .62" (1.27-1.57)	500 (2,224)	4" (10.16)	10" (25.40)	02202037
.63"- .74" (1.60-1.88)	750 (3,336)	4" (10.16)	10" (25.40)	02202038
.75"- .99" (1.90-2.51)	950 (4,226)	4" (10.16)	13" (33.02)	02202039
1.00"-1.24" (2.54-3.15)	1,500 (6,672)	5" (12.70)	14" (35.56)	02202041
1.25"-1.49" (3.17-3.78)	1,500 (6,672)	5" (12.70)	15" (38.10)	02202042
1.50"-1.74" (3.81-4.42)	1,500 (6,672)	5" (12.70)	17" (43.18)	02202043
1.75"-1.99" (4.44-5.05)	1,800 (8,006)	6" (15.24)	19" (48.26)	02202044
2.00"-2.49" (5.08-6.32)	2,150 (9,563)	9" (22.86)	21" (53.34)	02202045
2.50"-2.99" (6.35-7.59)	2,150 (9,563)	9" (22.86)	23" (58.42)	02202046
3.00"-3.49" (7.62-8.86)	3,250 (14,480)	11" (27.94)	25" (63.50)	02202047
3.50"-3.99" (8.89-10.13)	3,250 (14,480)	11" (27.94)	27" (68.58)	02202048

Offset Eye, Split Mesh, Rod Closing*

For support when cable end is not available.

Cable Diameter Range Inches (cm)	Approx. Breaking Strength Lbs. (N)	E Inches (cm)	M Inches (cm)	Catalog Number
.50"- .62" (1.27-1.57)	500 (2,224)	4" (10.16)	7" (17.78)	02203037
.63"- .74" (1.60-1.88)	750 (3,336)	4" (10.16)	9" (22.86)	02203038
.75"- .99" (1.90-2.51)	950 (4,226)	4" (10.16)	10" (25.40)	02203039
1.00"-1.24" (2.54-3.15)	1,500 (6,672)	5" (12.70)	12" (30.48)	02203041
1.25"-1.49" (3.17-3.78)	1,500 (6,672)	5" (12.70)	14" (35.56)	02203042
1.50"-1.74" (3.81-4.42)	1,500 (6,672)	5" (12.70)	15" (38.10)	02203043
1.75"-1.99" (4.44-5.05)	2,000 (8,896)	6" (15.24)	16" (40.64)	02203044
2.00"-2.49" (5.08-6.32)	3,100 (13,789)	9" (22.86)	19" (48.26)	02203045
2.50"-2.99" (6.35-7.59)	3,100 (13,789)	9" (22.86)	20" (50.80)	02203046
3.00"-3.49" (7.62-8.86)	4,300 (19,126)	11" (27.94)	21" (53.34)	02203047
3.50"-3.99" (8.89-10.13)	4,900 (21,795)	11" (27.94)	21" (53.34)	02203048

Note: E-Eye length.

M-Mesh length at nominal diameter.

* Change catalog number from 022 to 024 for stainless steel. Consult factory for availability.



Standard Duty Support Grips

Universal Eye, Single Weave, Tin-Coated Bronze

Universal Eye, Closed Mesh*

For permanent support when cable end is available to be installed through grip.

Cable Diameter Range Inches (cm)	Approx. Breaking Strength Lbs. (N)	E Inches (cm)	M Inches (cm)	Catalog Number
.50"- .62" (1.27-1.57)	530 (2,357)	18" (45.72)	10" (25.40)	02201051
.63"- .74" (1.60-1.88)	790 (3,514)	18" (45.72)	10" (25.40)	02201052
.75"- .99" (1.90-2.51)	1,020 (4,537)	18" (45.72)	13" (33.02)	02201053
1.00"-1.24" (2.54-3.15)	1,610 (7,161)	18" (45.72)	14" (35.56)	02201050
1.25"-1.49" (3.17-3.78)	1,610 (7,161)	18" (45.72)	15" (38.10)	02201054
1.50"-1.74" (3.81-4.42)	1,610 (7,161)	18" (45.72)	17" (43.18)	02201055
1.75"-1.99" (4.44-5.05)	2,150 (9,563)	18" (45.72)	19" (48.26)	02201056
2.00"-2.49" (5.08-6.32)	3,260 (14,500)	18" (45.72)	21" (53.34)	02201057
2.50"-2.99" (6.35-7.59)	3,260 (14,500)	18" (45.72)	23" (58.42)	02201058

Universal Eye, Split Mesh, Lace Closing

For permanent support when cable end is not available.

Cable Diameter Range Inches (cm)	Approx. Breaking Strength Lbs. (N)	E Inches (cm)	M Inches (cm)	Catalog Number
.50"- .62" (1.27-1.57)	530 (2,357)	18" (45.72)	10" (25.40)	02202050
.63"- .74" (1.60-1.88)	790 (3,514)	18" (45.72)	10" (25.40)	02202051
.75"- .99" (1.90-2.51)	1,020 (4,537)	18" (45.72)	13" (33.02)	02202052
1.00"-1.24" (2.54-3.15)	1,610 (7,161)	18" (45.72)	14" (35.56)	02202054
1.25"-1.49" (3.17-3.78)	1,610 (7,161)	18" (45.72)	15" (38.10)	02202055
1.50"-1.74" (3.81-4.42)	1,610 (7,161)	18" (45.72)	17" (43.18)	02202056
1.75"-1.99" (4.44-5.05)	2,150 (9,563)	18" (45.72)	19" (48.26)	02202057
2.00"-2.49" (5.08-6.32)	3,260 (14,500)	18" (45.72)	21" (53.34)	02202058
2.50"-2.99" (6.35-7.59)	3,260 (14,500)	18" (45.72)	23" (58.42)	02202059
3.50"-3.99" (8.89-10.13)	4,900 (21,795)	18" (45.72)	27" (68.58)	02202061

Universal Eye, Split Mesh, Rod Closing*

For support when cable end is not available.

Cable Diameter Range Inches (cm)	Approx. Breaking Strength Lbs. (N)	E Inches (cm)	M Inches (cm)	Catalog Number
.50"- .62" (1.27-1.57)	790 (3,514)	18" (45.72)	8.5" (21.59)	02203064
.63"- .74" (1.60-1.88)	790 (3,514)	18" (45.72)	8.5" (21.59)	02203065
.75"- .99" (1.90-2.51)	1,020 (4,537)	18" (45.72)	10.5" (26.67)	02203066
1.00"-1.24" (2.54-3.15)	1,610 (7,161)	18" (45.72)	12.5" (31.75)	02203068
1.25"-1.49" (3.17-3.78)	1,610 (7,161)	18" (45.72)	14.5" (36.83)	02203069
1.50"-1.74" (3.81-4.42)	1,610 (7,161)	18" (45.72)	15.5" (39.37)	02203070
1.75"-1.99" (4.44-5.05)	2,150 (9,563)	18" (45.72)	16.5" (41.91)	02203071
2.00"-2.49" (5.08-6.32)	3,260 (14,500)	18" (45.72)	19.5" (49.53)	02203072
2.50"-2.99" (6.35-7.59)	3,260 (14,500)	18" (45.72)	21.5" (54.61)	02203073
3.00"-3.49" (7.62-8.86)	5,750 (25,576)	18" (45.72)	23.5" (59.69)	02203074

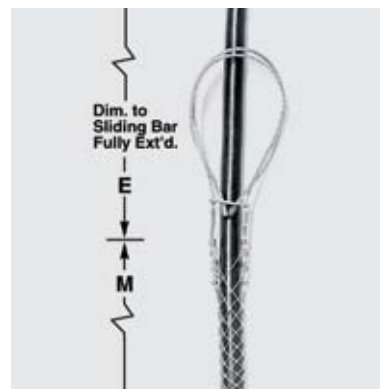
Note: E-Eye length.

M-Mesh length at nominal diameter.

* Change catalog number from 022 to 024 for stainless steel. Consult factory for availability.

WARNING!

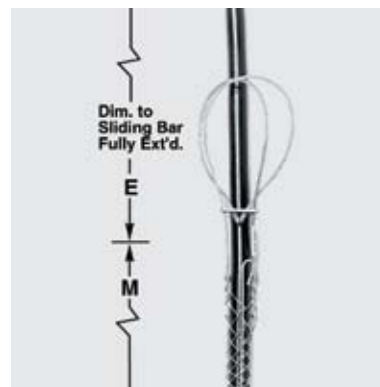
It is important that you read all breaking strength, safety and technical data relating to this product on pages T-42 through T-46.



Universal Eye, Closed Mesh



Universal Eye, Split Mesh, Lace Closing



Universal Eye, Split Mesh, Rod Closing





Deluxe Cord Grips


Aluminum Fittings, Stainless Steel Mesh, Liquidtight, for Insulated Cables

WARNING!

It is important that you read all breaking strength, safety and technical data relating to this product on pages T-71 through T-76.



Straight Male



Straight Male Thread

N.P.T. Thread Size Inches	Grip Diameter Range Inches	(cm)	Form Size	Catalog Number
3/8	.250"-.312"	(.63-.79)	F1	07401001
	.312"-.375"	(.79-.95)		07401002
	.375"-.437"	(.95-1.11)		07401003
1/2	.187"-.250"	(.47-.63)	F2	07401004
	.250"-.375"	(.63-.95)		07401006
	.375"-.500"	(.95-1.27)		07401008
1/2	.500"-.625"	(1.27-1.59)	F3	07401010
	.625"-.750"	(1.59-1.90)		074011247*
	.750"-.875"	(1.90-2.22)		074011248*
3/4	.187"-.250"	(.47-.63)	F2	07401011
	.250"-.375"	(.63-.95)		07401013
	.375"-.500"	(.95-1.27)		07401015
3/4	.500"-.625"	(1.27-1.59)	F3	07401017
	.625"-.750"	(1.59-1.90)		07401018
	.750"-.875"	(1.90-2.22)		074011249*
1	.375"-.500"	(.95-1.27)	F4	074011195
	.500"-.625"	(1.27-1.59)		07401019
	.625"-.750"	(1.59-1.90)		07401021
1	.750"-.875"	(1.90-2.22)	F5	07401023
	.875"-.1.000"	(2.22-2.54)		07401025
	1.000"-.1.125"	(2.54-2.86)		074011250*
1	1.125"-.1.250"	(2.86-3.17)	F5	074011028*
	1.250"-.1.375"	(3.17-3.49)		074011029*
	.750"-.875"	(1.90-2.22)		074011251
1 1/4	.875"-.1.000"	(2.22-2.54)	F5	07401026
	1.000"-.1.125"	(2.54-2.86)		07401027
	1.125"-.1.250"	(2.86-3.17)		07401028
1 1/2	1.250"-.1.375"	(3.17-3.49)	F5	074011178*
	.750"-.875"	(1.90-2.22)		074011252
	.875"-.1.000"	(2.22-2.54)		07401029
1 1/2	1.000"-.1.125"	(2.54-2.86)	F6	07401030
	1.125"-.1.250"	(2.86-3.17)		07401031
	1.250"-.1.375"	(3.17-3.49)		07401032
1 1/2	1.312"-.1.437"	(3.33-3.65)	F6	074011253
	1.437"-.1.562"	(3.65-3.97)		074011254*
	1.562"-.1.687"	(3.97-4.28)		074011255*
2	1.687"-.1.812"	(4.28-4.60)	F6	074011256*
	1.750"-.1.875"	(4.44-4.76)		074011257*
	1.250"-.1.375"	(3.17-3.49)		074011258
2	1.312"-.1.437"	(3.33-3.65)	F7	074011259
	1.437"-.1.562"	(3.65-3.97)		07401033
	1.562"-.1.687"	(3.97-4.28)		07401034
2	1.687"-.1.812"	(4.28-4.60)	F7	07401035
	1.750"-.1.875"	(4.44-4.76)		074011260
	1.812"-.1.937"	(4.60-4.92)		074011261
2 1/2	1.937"-.2.062"	(4.92-5.24)	F7	074011262*
	2.062"-.2.187"	(5.24-5.55)		074011263*
	2.187"-.2.312"	(5.55-5.87)		074011264*
3	2.312"-.2.437"	(5.87-6.19)	F7	074011265*
	1.688"-.1.812"	(4.29-4.60)		074011030
	1.812"-.1.937"	(4.60-4.92)		074011031
3	1.937"-.2.062"	(4.92-5.24)	F8	074011032
	2.062"-.2.187"	(5.24-5.55)		074011033
	2.187"-.2.312"	(5.55-5.87)		074011034
3	2.312"-.2.437"	(5.87-6.19)	F8	074011037
	2.437"-.2.625"	(6.19-6.67)		074011038
	2.625"-.2.812"	(6.67-7.14)		074011039
3	2.812"-.3.000"	(7.14-7.62)	F8	074011186
	3.000"-.3.250"	(7.62-8.25)		074011187
				074011188
				074011189*

Note: Kellems® Deluxe Cord Grips are suitable for use in hazardous locations per Class I Div. 2, Class II Div. 1 & 2, Class III Div. 1 & 2 of the National Electric Code Sections 501.10(b)(2), 502.10(a)(2), 502.10(b)(2), 503.10(a)(2) and 503.10(b).

* Cable jacket may have to be stripped to pass through connector body.





Deluxe Cord Grips

Aluminum Fittings, Stainless Steel Mesh, Liquidtight, for Insulated Cables

Straight Female Thread

N.P.T. Thread Size Inches	Grip Diameter Range Inches	Grip Diameter Range (cm)	Form Size	Catalog Number
½	.375"-.500"	(.95-1.27)	F2	07401043
	.500"-.625"	(1.27-1.59)		07401045
¾	.500"-.625"	(1.27-1.59)	F2	07401052
¾	.625"-.750"	(1.59-1.90)	F4	07401053

90° Male Thread

N.P.T. Thread Size Inches	Grip Diameter Range Inches	Grip Diameter Range (cm)	Form Size	Catalog Number
¾	.250"-.312"	(.63-.79)	F1	07401071
	.312"-.375"	(.79-.95)		07401072
	.375"-.437"	(.95-1.11)		07401073
½	.187"-.250"	(.47-.63)	F2	07401074
	.250"-.375"	(.63-.95)		07401076
	.375"-.500"	(.95-1.27)		07401078
¾	.500"-.625"	(1.27-1.59)	F4	07401080*
	.375"-.500"	(.95-1.27)		07401081
	.500"-.625"	(1.27-1.59)		07401083
¾	.625"-.750"	(1.59-1.90)	F3	07401084*
	.750"-.875"	(1.90-2.22)		074011275*
	.500"-.625"	(1.27-1.59)		07401085
1	.625"-.750"	(1.59-1.90)	F4	07401087
	.750"-.875"	(1.90-2.22)		07401089
	.875"-1.000"	(2.22-2.54)		07401091*
	1.000"-1.125"	(2.54-2.86)		074011229*
1¼	.750"-.875"	(1.90-2.22)	F5	074011230
	.875"-1.000"	(2.22-2.54)		07401137
	1.000"-1.125"	(2.54-2.86)		07401108
	1.125"-1.250"	(2.86-3.17)		074011042*
1½	1.000"-1.125"	(2.54-2.86)	F5	074011045
	1.125"-1.250"	(2.86-3.17)		074011046
	1.250"-1.375"	(3.17-3.49)		074011047
2	1.312"-1.437"	(3.33-3.65)	F6	074011233
	1.437"-1.562"	(3.65-3.97)		074011244
	1.687"-1.812"	(4.28-4.60)		074011246
	1.750"-1.875"	(4.44-4.76)		074011234*

45° Male Thread

N.P.T. Thread Size Inches	Grip Diameter Range Inches	Grip Diameter Range (cm)	Form Size	Catalog Number
½	.250"-.375"	(.63-.95)	F2	074011236
	.375"-.500"	(.95-1.27)		074011021
	.500"-.625"	(1.27-1.59)		074011237*
¾	.500"-.625"	(1.27-1.59)	F3	074011049
	.625"-.750"	(1.59-1.90)		074011051*
	.750"-.875"	(1.90-2.22)		074011239*
1	.625"-.750"	(1.59-1.90)	F4	074011055
	.750"-.875"	(1.90-2.22)		074011057
	.875"-1.000"	(2.22-2.54)		074011199*
1¼	1.000"-1.125"	(2.54-2.86)	F5	074011059
	1.125"-1.250"	(2.86-3.17)		074011060

WARNING!

It is important that you read all breaking strength, safety and technical data relating to this product on pages T-71 through T-76.



Straight Female



90° Male



45° Male

Note: Kellems® Deluxe Cord Grips are suitable for use in hazardous locations per Class I Div. 2, Class II Div. 1 & 2, Class III Div. 1 & 2 of the National Electric Code Sections 501.10(b)(2), 502.10(a)(2), 502.10(b)(2), 503.10(a)(2) and 503.10(b).

* Cable jacket may have to be stripped to pass through connector body.



KELLEMS® WIRE MANAGEMENT

