

Flush Round Single or Multi-Service Non-Metallic Floor Box

Catalog Number

PFB1 Round Single or Low Capacity Multi-Service PVC Floor Box

Features (2) 1" and (2) 3/4" conduit hubs. Includes concrete cover and four dual purpose reducer/closure plugs. (2) 1" plugs close off 1" hub or reduce 1" to 3/4". (2) 3/4" plugs close off 3/4" hub or reduce 3/4" to 1/2".



Min. Depth of Pour Capacity

3.00"
100 cubic inches prior to cutting level to floor (19.5 cubic inches per inch of depth).

Diameter (External)
Diameter (Internal)
Height
Hubs
Conduit Selection

5.75"
5.00"
6.00"
(2) 1" and (2) 3/4" conduit hubs
Accepts 1/2", 3/4", 1" schedule 40 and schedule 80 rigid PVC conduit and E.N.T. (electrical non-metallic tubing). Use catalog number PFBYA1 3/4" "Y" adapter to feed parallel runs of 3/4" conduit.

PFBA1A Adapter

Required for all applications.



PFBT1A Low Voltage Divider

Required for use with catalog number PFB1 when used in multi-service applications. Accepts Hubbell standard duplex receptacles or 15A Twist-Lock duplex receptacles (HBL4700 series).



PFBYA1 "Y" Adapter

3/4" "Y" adapter to feed parallel runs of 3/4" conduit.

Flush Round Floor Box Covers and Flanges

Multi-Service Cover and Flange Assemblies

Includes floor box cover with duplex flaps, (2) 1/2" dia. low voltage feed through holes and matching carpet flange.

SF39253A



Brass

PFBCBRA



Brown Plastic

PFBCIA



Ivory Plastic

PFBCGYA



Gray Plastic

PFBCBKA



Black Plastic

Single Service Covers

Brass
Aluminum

S3925
SA3925



Duplex
Flap

S3725
SA3725



Duplex
Screw

S2525
SA2525



2 1/8" x 3/4"
Combination

S2725
SA2725



2 1/8" x 1"
Combination

S2925
SA2925



2 1/8" Single
Receptacle

S3525
SA3525



2 3/8" Single
Receptacle

S3325



2 1/8" Single
Receptacle
(Terrazzo Floor)

Metal Carpet Flange

Use with single service covers for carpet applications.

S3082



Brass

Adapter Ring

Use with single service covers for tile applications.

S5016



Brass

SA5016



Aluminum

Furniture Feed Plate

PFBP1



Steel

One Piece Cover and Carpet Flange

Brass

SF3925*



Duplex
Flap

SF2525*



2 1/8" x 3/4"
Combination

SF2725*



2 1/8" x 1"
Combination

SF2925*



2 1/8" Single
Receptacle

* Catalog number S5016 adapter ring is required for mounting SF series covers onto PFBA1A.

Flush Round Single Service Floor Boxes

Box Material	Cast Iron					Stamped Steel	
Collar Material	Cast Iron		Cast Iron		Cast Iron	Stamped Steel	
Brass	B2536	B253641	B2506	B2506415	B2537	B2527	B2529
Aluminum	BA2536	—	—	—	BA2537	BA2527	BA2529
							
Min. Depth of Pour	3.75"	3.75"	4.75"	4.75"	3.00"	4.00"	3.00"
Adjustability (Fully, Semi, Non)	Fully	Fully	Fully	Fully	Fully	Fully	Fully
Before Pour External Height Adjustment	1.25"	1.25"	—	—	1.25"	1.25"	1.25"
After Pour Internal Height Adjustment	.38"	.38"	.63"	.63"	.38"	.38"	.38"
Cubic Inch Capacity	33.00	33.00	50.80	50.80	33.00	54.00	37.30
Dimensions - A	4.19"	4.19"	4.19"	4.19"	4.19"	4.19"	4.19"
Dimensions - B	3.09"	3.09"	4.75"	4.75"	2.81"	3.88"	2.91"
Threaded Hub Sizes	(4) ¾"	(4) 1"	(4) 1 ¼"	(4) 1 ½"	(4) ¾"	—	—
Knockouts - Opposite Sides	—	—	—	—	—	(1) 1" & (1) ¾"	(2) ½" & (1) ¾"
Knockouts - Opposite Ends	—	—	—	—	—	(1) 1 ¼" & (1) ¾"	(1) ½" & (1) ½"
Knockouts - Bottom	—	—	—	—	—	(3) ½" & (2) ¾"	(3) ½" & (2) ¾"

Flush Round Single Service Floor Boxes

Single Service Covers

Brass	S3925	S3725	S2525	S2725	S2925	S3525	S3325
Aluminum	SA3925	SA3725	SA2525	SA2725	SA2925	SA3525	—
							
Duplex Flap	Duplex Screw	2 1/8" x 3/4" Combination	2 1/8" x 1" Combination	2 1/8" Single Receptacle	2 3/8" Single Receptacle	2 1/8" Single Receptacle (Terrazzo Floor)	

Carpet Flanges

5 1/4" Diameter	S3182	SA3182	S3079	Carpet Flange	S3082
6 1/4" Diameter					
					
Brass	Aluminum	Clear Polycarbonate	Brass		

One Piece Cover and Carpet Flange

Brass	SF3925	SF2525	SF2725	SF2925
				
Duplex Flap	2 1/8" x 3/4" Combination	2 1/8" x 1" Combination	2 1/8" Single Receptacle	

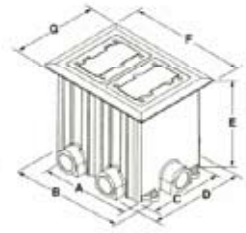
Flush Rectangular Non-Metallic Floor Boxes with Non-Metallic Covers

Number of Gangs

1-Gang
PFBRG1

2-Gang
PFBRG2

3-Gang
PFBRG3



Min. Depth of Pour	3.00"	3.00"	3.00"
Cubic in. Capacity per Gang	14.3 per 1" depth	14.3 per 1" depth	14.3 per 1" depth
Dimensions – A	3.60"	6.82"	10.04"
Dimensions – B	5.44"	8.66"	11.87"
Dimensions – C	5.42"	5.42"	5.42"
Dimensions – D	6.90"	6.90"	6.90"
Dimensions – E	6.00"	6.00"	6.00"
Dimensions – F	4.88"	8.13"	11.35"
Dimensions – G	6.00"	6.00"	6.00"
Hubs	(4) 1"	(6) 1"	(8) 1"
Reducers/Plugs	(4) 1" to 3/4"	(6) 1" to 3/4"	(8) 1" to 3/4"

Flush Rectangular Non-Metallic Covers and Flanges

Required Components for Carpet Applications

Carpet Flanges – Gray

No. of Gangs

1-Gang
PFBRFGY1

2-Gang
PFBRFGY2

3-Gang
PFBRFGY3

Cover with Duplex and Style Line®
Inserts - Gray
One Required per Gang
PFBR826GYA



Duplex
Insert

Cover

Style Line
Insert

Required Components for Tile Applications


Mounting Collar

Cover Frame

Cover with Duplex and Style Line®
Inserts - Gray
One Required per Gang
PFBR826GYA

One Required per Gang
PFBRMC

One Required per Gang
PFBRFRA



Duplex
Insert

Cover

Style Line
Insert

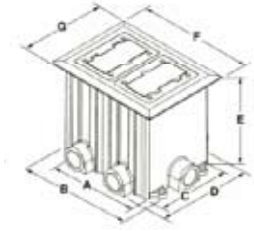
Flush Rectangular Non-Metallic Floor Boxes with Metal Covers

Number of Gangs

1-Gang
PFBRG1

2-Gang
PFBRG2

3-Gang
PFBRG3



Min. Depth of Pour	3.00"	3.00"	3.00"
Cubic in. Capacity per Gang	14.3 per 1" depth	14.3 per 1" depth	14.3 per 1" depth
Dimensions – A	3.60"	6.82"	10.04"
Dimensions – B	5.44"	8.66"	11.87"
Dimensions – C	5.42"	5.42"	5.42"
Dimensions – D	6.90"	6.90"	6.90"
Dimensions – E	6.00"	6.00"	6.00"
Dimensions – F	4.88"	8.13"	11.35"
Dimensions – G	6.00"	6.00"	6.00"
Hubs	(4) 1"	(6) 1"	(8) 1"
Reducers/Plugs	(4) 1" to 3/4"	(6) 1" to 3/4"	(8) 1" to 3/4"

Flush Rectangular Metal Covers and Flanges

Required Components for Carpet and Tile Applications

Adapter Frame and Grounding Lug – One Required per Gang

Brass **S5017G**
Aluminum **SA5017G**



Adapter Collar – Gray
One Required per Gang
PFBRAC



Covers – One Required per Gang

Brass	S3825	S3625	S3826	S2425	S2625	S2825	S3813
Aluminum	SA3825	SA3625	SA3826	SA2425	SA2625	–	SA3813
							
	Duplex Flap	Duplex Screw	Style Line Opening	2 1/8" x 3/4" Combination	2 1/8" x 1" Combination	2 1/8" Single Receptacle	Blank

Carpet Flanges (Not Required for Tile Applications)

Tapered Flange

No. of Gangs	1-Gang	2-Gang	3-Gang
Brass	SB3083	SB3084	SB3085
Aluminum	SA3083	SA3084	SA3085

