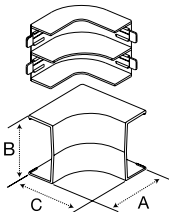

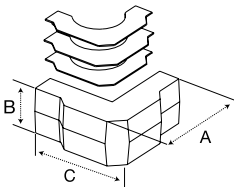

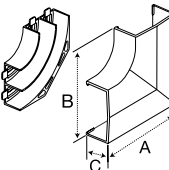

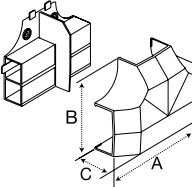

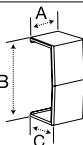

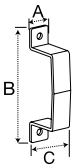

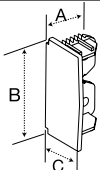

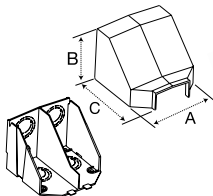



Catalog Number

| Fittings | Cover Only | Base & Cover | Color |
|---|---|--|-----------------|
| Internal Elbow Full capacity 1¼ in. bend radius internal elbow. | PL1IE A: 2.51" (63.75) B: 1.57" (39.88) C: 2.51" (63.75) | PL1IEBC A: 2.51" (63.75) B: 1.57" (39.88) C: 2.51" (63.75) | Office White |
|  |  | | |
| External Elbow Full capacity 1¼ in. bend radius external elbow. | PL1EE A: 5.06" (128.52) B: 1.57" (39.88) C: 5.06" (128.52) | PL1EEBC A: 5.06" (128.52) B: 1.57" (39.88) C: 5.06" (128.52) | Office White |
|  |  | | |
| Flat Elbow Full capacity 1¼ in. bend radius flat elbow. | PL1FE A: 3.19" (81.03) B: 3.19" (81.03) C: 1.11" (28.19) | PL1FEBC A: 3.19" (81.03) B: 3.19" (81.03) C: 1.11" (28.19) | Office White |
|  |  | | |
| Tee Full capacity 1¼ in. bend radius tee. | PL1TC A: 4.75" (120.65) B: 3.15" (80.01) C: 1.11" (28.19) | PL1TCBC A: 4.75" (120.65) B: 3.15" (80.01) C: 1.11" (28.19) | Office White |
|  |  | | |
| Splice Cover For covering potential openings where two lengths of raceway come together. | PL1SC A: 1.12" (28.45) B: 1.55" (39.37) C: 1.11" (28.19) | | Office White |
|  |  | | |
| Safety Strap For preventing potential tampering with PL1 LANTrak cover. Can also be used as a splice cover. | PL1SS A: 0.62" (15.75) B: 2.68" (68.07) C: 1.12" (28.45) | | Office White |
|  |  | | |
| End Cap For closing end of raceway. | PL1EC A: 1.00" (25.40) B: 1.39" (35.31) C: 1.04" (26.42) | | Office White |
|  |  | | |
| Conduit Adapter/Ceiling Fitting For connecting conduit to raceway. Also use for ceiling feeds. | | PLP1CACF A: 2.29" (58.17) B: 3.31" (84.07) C: 3.90" (99.06) | Office White |
|  |  | | |

Non-Metallic PlugTrak®



Non-Metallic PlugTrak® - 5 Ft. Base and Cover

| Catalog Numbers | Amps | Circuits | # Duplex Receptacles | Receptacle Spacing (in) |
|-----------------|------|----------|----------------------|-------------------------|
| PT155112 | 15 | Single | 5 | 12" |
| PT155212 | 15 | Two | 5 | 12" |
| PT155115 | 15 | Single | 4 | 15" |
| PT155130 | 15 | Single | 2 | 30" |
| PT205112 | 20 | Single | 5 | 12" |
| PT205212 | 20 | Two | 5 | 12" |
| PT205115 | 20 | Single | 4 | 15" |
| PT205215 | 20 | Two | 4 | 15" |
| PT205130 | 20 | Single | 2 | 30" |



Non-Metallic PlugTrak® - 6 Ft. Base and Cover

| Catalog Numbers | Amps | Circuits | # Duplex Receptacles | Receptacle Spacing (in) |
|-----------------|------|----------|----------------------|-------------------------|
| PT156112 | 15 | Single | 6 | 12" |
| PT156212 | 15 | Two | 6 | 12" |
| PT156118 | 15 | Single | 4 | 18" |
| PT156124 | 15 | Single | 3 | 24" |
| PT206106 | 20 | Single | 12 | 6" |
| PT206206 | 20 | Two | 12 | 6" |
| PT206112 | 20 | Single | 6 | 12" |
| PT206212 | 20 | Two | 6 | 12" |
| PT206118 | 20 | Single | 4 | 18" |
| PT206218 | 20 | Two | 4 | 18" |
| PT206124 | 20 | Single | 3 | 24" |
| PT206224 | 20 | Two | 3 | 24" |
| PT206136 | 20 | Single | 2 | 36" |

Non-Metallic Portable PlugTrak®



| Boxes | Catalog Number | Fittings | Catalog Number |
|-------------------------------|-----------------------|---------------------------------|----------------|
| Single-Gang Low Profile | PDB12LP | External Elbow Cover Only | PL1EE |
| One-Gang Standard | PDB12S | Flat Elbow Base and Cover | PL1FEBC |
| One-Gang Deep | PDB12D | Flat Elbow Cover Only | PL1FE |
| Two-Gang Deep Divided | PDB12TGD | Tee Base and Cover | PL1TCBC |
| Round Lighting Fixture | PDB12LF | Tee Cover Only | PL1TC |
| | | Splice Cover | PL1SC |
| Fittings | Catalog Number | | |
| Internal Elbow Base and Cover | PL1IEBC | Security Cap | PL1SS |
| Internal Elbow Cover Only | PL1IE | End Cap | PL1EC |
| External Elbow Base and Cover | PL1EEBC | Conduit Adapter/Ceiling Fitting | PLP1CACF |

| Catalog Numbers | Amp | Length | Cord Length | # Duplex Receptacles |
|-----------------------|-----|--------|-------------|----------------------|
| PT153112P | 15 | 3 Foot | 6 Foot | 3 |
| PT155112P | 15 | 5 Foot | 6 Foot | 5 |
| PT203112P | 20 | 3 Foot | 6 Foot | 3 |
| PT205112P | 20 | 5 Foot | 6 Foot | 5 |
| PL1MC (Mounting Clip) | | | | |