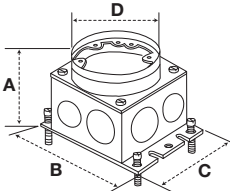








Flush Round Single Service Metal Concrete Floor Boxes


Dimensions Inches (mm)	Cast Iron				Stamped Steel			
								
Collar Material Brass Aluminum	B2536 BA2536	B253641 -	B2503 -	B2506 -	B2506415 -	B2537 BA2537	B2527 BA2527	B2529 BA2529
Min. Depth of Pour	3.75" (95.3)	3.75" (95.3)	4.75" (120.7)	3.00" (76.2)	4.00" (101.6)	3.00" (76.2)		
Adjustability	Fully	Fully	Fully	Fully	Fully	Fully	Fully	Fully
Cubic Inch (cm³) Capacity	33.0 cu. in. (540.7 cm ³)	36.0 cu. in. (590.0 cm ³)	50.8 cu. in. (832.5 cm ³)	33.0 cu. in. (540.7 cm ³)	54.0 cu. in. (885.0 cm ³)	37.3 cu. in. (611.2 cm ³)		
Dimensions – A	3.05" (77.5)	3.75" (95.3)	4.75" (120.7)	2.87" (72.9)	3.88" (98.6)	2.91" (73.9)		
Dimensions – B	4.84" (122.9)	5.00" (127.0)	5.00" (127.0)	4.84" (122.9)	6.00" (152.4)	6.00" (152.4)		
Dimensions – C	4.84" (122.9)	4.66" (118.4)	4.66" (118.4)	4.84" (122.9)	4.81" (122.2)	4.81" (122.2)		
Dimensions – D	4.19" (106.4)	4.19" (106.4)	4.19" (106.4)	4.19" (106.4)	4.19" (106.4)	4.19" (106.4)		
Threaded Access Holes	(4) 3/4" (4) 1"	(4) 3/4"	(4) 1 1/4" (4) 1 1/2"	(4) 3/4"	-	-		
Knockouts – Sides	-	-	-	-	(1) 1" & (1) 3/4"	(2) 1/2" & (1) 3/4"		
Knockouts – Ends	-	-	-	-	(1) 1 1/4" & (1) 3/4"	(1) 1/2" & (1) 1/2"		
Knockouts – Bottom	-	-	-	-	(3) 1/2" & (2) 3/4"	(3) 1/2" & (2) 3/4"		
Concrete Cover Included	✓	✓	✓	✓	✓	✓		
Closure Plugs Included	✓	✓	✓	✓	-	-		

Notes: UL File Number E31999.
CSA File Number LR18416.
Suitable for single service applications only.

Single Service Covers

Material	S3925 SA3925	S3725 SA3725	S2525 SA2525	S2725 SA2725	S2925 SA2925	S3525 -	S3325 -
Brass Aluminum 3.88 in. Dia.							
	Duplex Flap	Duplex Screw	2 1/8" x 3/4" Combination	2 1/8" x 1" Combination	2 1/8" Single Receptacle	2 3/8" Single Receptacle	2 1/8" Single Receptacle (Terrazzo Floor)

Carpet Flanges

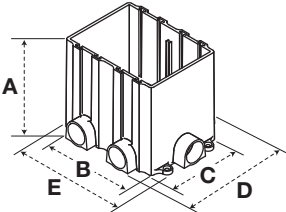



5.25 in. Diameter	S3182	SA3182	S3079	6.25 in. Diameter	S3082	S3082AL
						
	Brass	Aluminum	Clear Polycarbonate		Brass	Alum. Finish

One Piece Brass Cover and Carpet Flange

6.25 in. Diameter	SF3925	SF2525	SF2725	SF2925
				
	Duplex Flap	2 1/8" x 3/4" Combination	2 1/8" x 1" Combination	2 1/8" Single Receptacle

Flush Rectangular Non-Metallic Concrete Floor Boxes with Non-Metallic Covers

Dimensions Inches (mm)

Style	1-Gang	2-Gang	3-Gang
	 <p>PFBRG1*</p>	 <p>PFBRG2</p>	 <p>PFBRG3</p>
Min. Depth of Pour	3.00" (76.2)	3.00" (76.2)	3.00" (76.2)
Adjustability	Fully	Fully	Fully
Cubic Inch (cm³) Capacity Per Gang	14.3 cu. in. (234.3 cm ³) per 1" depth	14.3 cu. in. (234.3 cm ³) per 1" depth	14.3 cu. in. (234.3 cm ³) per 1" depth
Dimensions – A	6.00" (152.4)	6.00" (152.4)	6.00" (152.4)
Dimensions – B	3.60" (91.4)	6.82" (173.2)	10.04" (255.0)
Dimensions – C	5.42" (137.7)	5.42" (137.7)	5.42" (137.7)
Dimensions – D	6.90" (175.3)	6.90" (175.3)	6.90" (175.3)
Dimensions – E	5.44" (138.2)	8.66" (220.0)	11.87" (301.5)
Hubs	(4) 1"	(6) 1"	(8) 1"
Reducers	(4) 1" to 3/4"	(6) 1" to 3/4"	(8) 1" to 3/4"
Concrete Cover Included	✓	✓	✓
Closure Plugs Included	✓	✓	✓
Removable LV Barrier	-	✓	✓

Notes: UL File Number E92074.

CSA File Number LR18416.

* Suitable for single service applications only.

Flush Rectangular Non-Metallic Covers and Flanges

Required Components for Carpet Applications


Carpet Flanges

Number of Gangs	1-Gang	2-Gang	3-Gang
Dimensions	6.00" x 4.88"	6.00" x 8.13"	6.00" x 11.35"
Black	PFBRFBL1	PFBRFBL2	PFBRFBL3
Brown	PFBRFBR1	PFBRFBR2	PFBRFBR3
Gray	PFBRFGY1	PFBRFGY2	PFBRFGY3
Ivory	PFBRFI1	PFBRFI2	PFBRFI3



Cover with Duplex and Style Line® Inserts included

One Required per Gang
4.15" x 2.97"
PFBR826BLA
PFBR826BRA
PFBR826GYA
PFBR826IA



Duplex Insert

Cover

Style Line® Decorator Insert

Required Components for Tile Applications

Mounting Collar

One Required per Gang

PFBRMC



Cover Frame

One Required per Gang
Dim. 4.47" x 3.25"

PFBRFRA



Cover with Duplex and Style Line® Inserts included – Gray

One Required per Gang
Cover Dim. 4.15" x 2.97"

PFBR826GYA

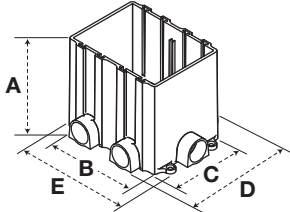





Duplex Insert

Cover

Style Line® Decorator Insert

Flush Rectangular Non-Metallic Concrete Floor Boxes with Metal Covers

Dimensions Inches (mm)			
Style	1-Gang	2-Gang	3-Gang
	 PFBRG1*	 PFBRG2	 PFBRG3
Min. Depth of Pour	3.00" (76.2)	3.00" (76.2)	3.00" (76.2)
Adjustability	Fully	Fully	Fully
Cubic Inch (cm³) Capacity Per Gang	14.3 cu. in. (234.3 cm ³) per 1" depth	14.3 cu. in. (234.3 cm ³) per 1" depth	14.3 cu. in. (234.3 cm ³) per 1" depth
Dimensions – A	6.00" (152.4)	6.00" (152.4)	6.00" (152.4)
Dimensions – B	3.60" (91.4)	6.82" (173.2)	10.04" (255.0)
Dimensions – C	5.42" (137.7)	5.42" (137.7)	5.42" (137.7)
Dimensions – D	6.90" (175.3)	6.90" (175.3)	6.90" (175.3)
Dimensions – E	5.44" (138.2)	8.66" (220.0)	11.87" (301.5)
Hubs	(4) 1"	(6) 1"	(8) 1"
Reducers	(4) 1" to 3/4"	(6) 1" to 3/4"	(8) 1" to 3/4"
Concrete Cover Included	✓	✓	✓
Closure Plugs Included	✓	✓	✓
Removable LV Barrier	–	✓	✓

Notes: UL File Number E92074.
CSA File Number LR18416.
* Suitable for single service applications only.

Flush Rectangular Metal Covers and Flanges

Required Components for Carpet and Tile Applications

Adapter Collar – One Required per Gang
Gray **PFBRAC**



Adapter Frame with Grounding Lug – One Required per Gang
Dim. 4.36" x 3.20"

Brass **S5017G**
Aluminum **SA5017G**



Covers – One Required per Gang

Brass
Aluminum
Dimensions
4.15" x 2.99"



Duplex Flap



Duplex Screw



Style Line® Opening



2 1/8" x 3/4" Combination



2 1/8" x 1" Combination



2 1/8" Single Receptacle



Blank

Carpet Flanges (Not Required for Tile Applications)

Tapered Flange

Number of Gangs
Dimensions
Brass
Aluminum

1-Gang
6.00" x 4.85"
SB3083
SA3083



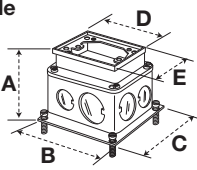






2-Gang
6.00" x 8.13"
SB3084
SA3084



3-Gang
6.00" x 11.34"
SB3085
SA3085



Flush Rectangular Cast Iron Concrete Floor Boxes









Dimensions Inches (mm)		Cast Iron					
Style		1-Gang Deep	2-Gang Deep	3-Gang Deep	1-Gang Shallow	2-Gang Shallow	3-Gang Shallow
							
Collar Material							
Brass		B2436* B243641*	B4233 B423341	B4333 B433361	B2414*	B4214	B4314
Aluminum		BA2436* -	BA4233 -	BA4333 -	-	-	-
Min. Depth of Pour		3.75" (95.3)	3.75" (95.3)	3.75" (95.3)	2.00" (50.8)	2.00" (50.8)	2.00" (50.8)
Adjustability		Fully	Fully	Fully	Semi	Semi	Semi
Cubic Inch (cm³) Capacity Per Gang		33.0 cu. in. (540.7 cm ³)	36.5 cu. in. (598.1 cm ³)	34.8 cu. in. (570.3 cm ³)	16.0 cu. in. (262.2 cm ³)	16.0 cu. in. (262.2 cm ³)	16.0 cu. in. (262.2 cm ³)
Dimensions – A		3.20" (81.3)	3.38" (85.9)	3.38" (85.9)	2.00" (50.8)	2.00" (50.8)	2.00" (50.8)
Dimensions – B		4.69" (119.1)	4.84" (122.9)	4.90" (122.5)	5.46" (138.7)	5.46" (138.7)	5.46" (138.7)
Dimensions – C		4.69" (119.1)	8.06" (204.7)	11.41" (289.8)	4.19" (106.4)	7.49" (190.2)	10.7" (271.8)
Dimensions – D		4.36" (110.7)	4.36" (110.7)	4.36" (110.7)	4.38" (111.3)	4.38" (111.3)	4.38" (111.3)
Dimensions – E		3.19" (81.0)	6.42" (163.1)	9.64" (244.9)	3.19" (81.0)	6.38" (162.1)	9.56" (242.8)
Threaded Access Holes		(4) ¾" (4) 1"	(6) ¾" (4) 1" & (2) ¾"	(8) ¾" (4) 1" & (2) ¾"	(2) ¾"	(4) ¾"	(6) ¾"
Concrete Cover Included		✓	✓	✓	✓	✓	✓
Closure Plugs Included		✓	✓	✓	✓	✓	✓
Removable LV Barrier		-	✓	✓	-	✓	✓

Notes: UL File Number E92074.

CSA File Number LR18416.

* Suitable for single service applications only.

Flush Rectangular Floor Box Covers

	S3825	S3625	S3826	S2425	S2625	S2825	S3425	S3813
Brass	SA3825	SA3625	SA3826	SA2425	SA2625	-	-	SA3813
Aluminum								
Dimensions	4.15" x 2.99"							
								
	Duplex Flap	Duplex Screw	Style Line® Opening	2 1/8" x 3/4" Combination	2 1/8" x 1" Combination	2 1/8" Single Receptacle	2 3/8" Single Receptacle	Blank

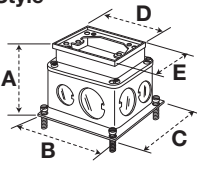
Carpet Flanges

Tapered Flange	1-Gang	2-Gang	3-Gang
Number of Gangs	1-Gang	2-Gang	3-Gang
Dimensions	6.00" x 4.85"	6.00" x 8.13"	6.00" x 11.34"
Brass	SB3083	SB3084	SB3085
Aluminum	SA3083	SA3084	SA3085
Clear Polycarbonate	S3083	S3084	S3085
			

Flush Rectangular Stamped Steel Concrete Floor Boxes









ScrubShield™
Complies with UL514A



Dimensions Inches (mm)		Stamped Steel							
Style		1-Gang Deep	2-Gang Deep	3-Gang Deep	1-Gang Shallow	2-Gang Shallow	3-Gang Shallow	1-Gang Deep	1-Gang Shallow
	Collar Material								
	Brass	B2431*	B2432	B2433	B2421*	B2422	B2423	B2427*	B2429*
Aluminum	BA2431*	BA2432	BA2433	BA2421*	BA2422	BA2423	-	-	
Min. Depth of Pour		3.75" (95.3)	3.75" (95.3)	3.75" (95.3)	2.75" (69.9)	2.75" (69.9)	2.75" (69.9)	3.75" (95.3)	2.75" (69.9)
Adjustability		Fully	Fully	Fully	Fully	Fully	Fully	Fully	Fully
Cubic Inch (cm ³) Capacity Per Gang		60.0 cu. in. (983.2 cm ³)	52.8 cu. in. (865.2 cm ³)	50.8 cu. in. (832.5 cm ³)	39.5 cu. in. (647.3 cm ³)	35.0 cu. in. (573.5 cm ³)	34.0 cu. in. (557.2 cm ³)	54.0 cu. in. (884.9 cm ³)	37.3 cu. in. (611.2 cm ³)
Dimensions – A		3.72" (94.5)	3.72" (94.5)	3.72" (94.5)	2.74" (69.6)	2.74" (69.6)	2.74" (69.6)	3.91" (99.3)	2.81" (71.4)
Dimensions – B		4.81" (122.2)	4.81" (122.2)	4.81" (122.2)	4.81" (122.2)	4.81" (122.2)	4.81" (122.2)	4.81" (122.2)	4.81" (122.2)
Dimensions – C		6.00" (152.4)	9.25" (235.0)	12.50" (317.5)	6.00" (152.4)	9.25" (235.0)	12.50" (317.5)	6.00" (152.4)	6.00" (152.4)
Dimensions – D		4.38" (111.3)	4.38" (111.3)	4.38" (111.3)	4.38" (111.3)	4.38" (111.3)	4.38" (111.3)	4.38" (111.3)	4.38" (111.3)
Dimensions – E		3.19" (81.0)	6.44" (163.6)	9.67" (245.6)	3.19" (81.0)	6.44" (163.6)	9.67" (245.6)	3.19" (81.0)	3.19" (81.0)
Knockouts – Sides		(1) ¼", 1", 1¼"	(2) ¼", 1", 1¼"	(3) ¼", 1", 1¼"	(2) ½", (1) ¾"	(4) ½", (1) ¾"	(6) ½", (1) ¾"	(1) ½", (1) 1¼"	(2) ½", (1) ¾"
Knockouts – Ends		(1) ¼", 1", 1¼"	(1) ¼", 1", 1¼"	(1) ¼", 1", 1¼"	(1) ½", (1) ¾"	(2) ½", (1) ¾"	(2) ½", (1) ¾"	(1) ¾", (1) 1"	(1) ½", (1) ¾"
Knockouts – Bottom		(2) ¾", 1", 1¼"	(4) ¾", 1", 1¼"	(6) ¾", 1", 1¼"	(2) ¾", 1", 1¼"	(4) ¾", 1", 1¼"	(6) ¾", 1", 1¼"	(3) ½", (2) ¾"	(3) ½", (2) ¾"
Concrete Cover Included		✓	✓	✓	✓	✓	✓	✓	✓
Closure Plugs Included		-	-	-	-	-	-	-	-
Removable LV Barrier		-	✓	✓	-	✓	✓	-	-

Notes: UL File Number E92074.
CSA File Number LR18416.
* Suitable for single service applications only.

Flush Rectangular Floor Box Covers

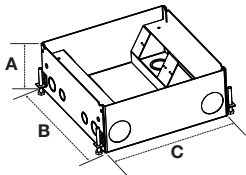




Material	S3825	S3625	S3826	S2425	S2625	S2825	S3425	S3813
Brass	SA3825	SA3625	SA3826	SA2425	SA2625	-	-	SA3813
Aluminum								
Dimensions	4.15" x 2.99"							
								
	Duplex Flap	Duplex Screw	Style Line® Opening	2 1/8" x 3/4" Combination	2 1/8" x 1" Combination	2 1/8" Single Receptacle	2 3/8" Single Receptacle	Blank

Carpet Flanges

Tapered Flange		1-Gang		2-Gang		3-Gang	
Number of Gangs		1-Gang		2-Gang		3-Gang	
Dimensions		6.00" x 4.85"		6.00" x 8.13"		6.00" x 11.34"	
Brass		SB3083		SB3084		SB3085	
Aluminum		SA3083		SA3084		SA3085	
Clear Polycarbonate		S3083		S3084		S3085	
							



Recessed 4- and 8-Gang Concrete Floor Boxes

Dimensions Inches (mm)	Stamped Steel			Cast Iron
Style	4-Gang Deep	4-Gang Shallow	8-Gang Deep	4-Gang Shallow
	 HBLCFB301BASE	 HBLCFB401BASE	 HBLCFB501BASE	 HBLCFB401CB
Min. Depth of Pour	4.25" (107.6)	3.00" (76.2)	5.25" (133.4)	3.25" (82.6)
Adjustability	Fully	Fully	Fully	Fully
Cubic Inch (cm³) Capacity Per Chamber	29.5 cu. in. (483.4 cm³)	25.5 cu. in. (417.9 cm³)	49.5 cu. in. (811.2 cm³)	25.5 cu. in. (417.9 cm³)
Dimensions – A	4.0" (101.6)	2.63" (66.8)	5.13" (130.3)	3.13" (79.5)
Dimensions – B	10.0" (254.0)	10.0" (254.0)	10.0" (254.0)	10.0" (254.0)
Dimensions – C	10.0" (254.0)	10.0" (254.0)	10.0" (254.0)	10.0" (254.0)
Threaded Access Holes – Per Chamber	–	–	–	(2) 1"
Knockouts – Per Chamber	(1) Concentric ½", ¾" (1) Concentric ¾", 1" (1) 1¼"	(3) Concentric ½", ¾"	(1) Concentric ½", ¾" (1) Concentric ¾", 1" (1) 1¼"	–
Concrete Cover Included	✓	✓	✓	✓
Closure Plugs Included	–	–	–	✓









Notes: UL File Number E197203.
CSA File Number LR702145.

Floor Box Covers











Die Cast Zinc Cover and Flange Assembly
Dimensions 10.69" x 10.69"



Hubbell – Screw Type Face Plates*

HBLST302SGY	HBLDE301SGY	HBLT0310SGY	HBLTL318GY	HBLTL319SGY	HBLBL300SGY	HBLIMFSGY	HBL317SGY
							
Duplex	Style Line®	Toggle	Single Receptacle (1.56" Boss Dia.)	Single Receptacle (1.39" Boss Dia.)	Blank	Hubbell iSTATION™ (See pages 166 & 167 for module options)	Hubbell 6-Port

Open Systems – Screw Type Face Plates*

HBLAM303SGY	HBLAMP313SGY	HBLKR314SGY	HBLLT309SGY	HBLPA308SGY	HBLNO309SGY	HBLSI305SGY	HBLSI315SGY	HBLOR306SGY	HBLORT322SGY
									
AMP-ACO	AMP 6-Port	Krone®/Leviton®	SYSTIMAX®	Panduit Mini-Com®	NORDX® 6-Port (Cat. 5e jacks only)	Siemon CT® Series	Siemon MAX® Series	Ortronics Series II®	Ortronics TracJack®

Note: *Catalog number indicated is gray, replace "GY" with the following to designate color: "BK" for Black, "WA" for White, "I" for Ivory.

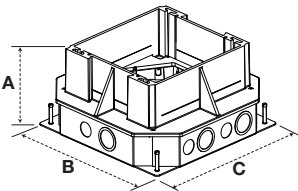


AMP is a registered trademark of Tyco Electronics Corp. Krone® is a registered trademark of Krone, Inc. Leviton® is a registered trademark of Leviton. SYSTIMAX® is a registered trademark of CommScope, Inc. Mini-Com® and Panduit® are registered trademarks of Panduit Corp. NORDX® is a registered trademark of Belden/CDT, Inc. MAX® and CT® Series are registered trademarks of The Siemon Company. TracJack®, Series II® and Ortronics® are registered trademarks of Ortronics/Legrand.



Recessed 6-Gang Concrete Floor Boxes

ScrubShield™
Complies with UL514A



Dimensions Inches (mm)	Stamped Steel	Cast Iron
Style 	6-Gang  LCFBSSA	6-Gang  LCFBICA
Min. Depth of Pour	3.50" (88.9)	3.65" (92.7)
Adjustability	Fully	Fully
Cubic Inch (cm³) Capacity Per Chamber	(4) at 38.2 cu. in. (626.0 cm ³) (2) at 25.4 cu. in. (416.2 cm ³)	(4) at 36.8 cu. in. (603.0 cm ³) (2) at 25.4 cu. in. (416.2 cm ³)
Dimensions – A	6.18" (157.0)	6.35" (161.3)
Dimensions – B	12.95" (328.9)	13.11" (333.0)
Dimensions – C	12.95" (328.9)	13.11" (333.0)
Threaded Access Holes – Per Chamber	-	(1) 3/4" (1) 1/4"
Knockouts – Per Chamber	(1) Concentric 1", 1 1/4" (1) 3/4"	-
Concrete Cover Included	✓	✓
Closure Plugs Included	-	✓
Cover Mounting Brackets Included	✓	✓

Notes: UL File Number E31999.
CSA File Number LR18416.

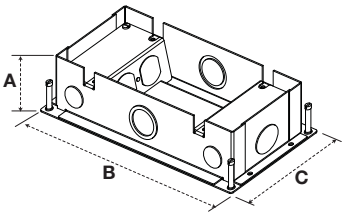


Floor Box Covers Recessed Floor Box Covers

Smooth Metallic Cover, Flange and Cable Doors for Carpet Applications	Cover Dimensions 10.30" x 10.30"	Aluminum Finish Brass Finish Black Gray	LCFBCALT LCFBCBRSTC LCFBCBKTC LCFBCGYTC	
Metallic Cover, Flange and Cable Doors for Carpet Applications – Carpet Insert Required	Cover Dimensions 10.30" x 10.30"	Aluminum Finish Brass Finish Black Gray	LCFBCALC LCFBCBRSC LCFBCBKC LCFBCGYC	
Reinforced Non-Metallic Cover, Flange and Cable Doors for Carpet Applications – Carpet Insert Required	Cover Dimensions 10.30" x 10.30"	Black Brown Gray Ivory	LCFBCBKA LCFBCBRA LCFBCGYA LCFBCIA	
Smooth Metallic Cover and Cable Doors for Tile Applications	Cover Dimensions 8.31" x 7.70"	Aluminum Finish Brass Finish Black Gray	LCFBCALT LCFBCBRST LCFBCBKT LCFBCGYT	

Face Plates

LCFBP8  Duplex	LCFBP26  Style Line®	LCFBP720  Single Receptacle (for 1.56" boss dia.)	LCFBIM  3-Unit iSTATION™ (See pages 166 & 167 for module options)	LCFBP14  Blank
--	--	--	--	--

Recessed 3-Service Concrete Floor Boxes

Dimensions Inches (mm)	Stamped Steel	Cast Iron
	 3SFBS	 3SFBC
Min. Depth of Pour	3.00" (76.2)	3.00" (76.2)
Adjustability	Fully	Fully
Cubic Inch (cm³) Capacity Per Chamber	22.4 cu. in. (367.1 cm ³)	21.6 cu. in. (354.0 cm ³)
Dimensions – A	12.20" (309.9)	12.88" (327.2)
Dimensions – B	5.52" (140.2)	6.00" (152.4)
Dimensions – C	2.88" (73.2)	3.00" (76.2)
Threaded Access Holes	–	Sides (2) 3/4" Ends (1) 1 1/4" Center Area (1) 1 1/4" (each side)
Knockouts	Sides (2) 3/4" Ends (1) 1" Center Area (1) Concentric 1", 1 1/4" (each side)	–
Concrete Cover Included	✓	✓
Closure Plugs Included	–	–


Notes: UL File Number E31999.
CSA File Number LR18416.

Recessed Floor Box Covers – Carpet Applications

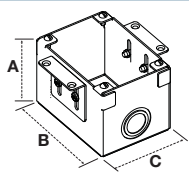
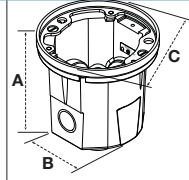





Reinforced Non-Metallic Cover,
Flange and Cable Doors –
Carpet Insert Required –
Dimensions
11.88" x 5.20"



Face Plates








Flush Floor Boxes for Wooden Floors

Dimensions Inches (mm)	Rectangular Stamped Steel			Round Cast Iron	
	1-Gang	2-Gang	3-Gang	1-Gang	1-Gang
  Collar Material Brass	 B2481*	 B2482	 B2483	 B2588*	 B2588275*
Adjustability	Semi	Semi	Semi	Non	Non
Cubic Inch (cm³) Capacity Per Gang	42.0 cu. in. (658.3 cm ³)	42.5 cu. in. (696.5 cm ³)	42.5 cu. in. (696.5 cm ³)	18.5 cu. in. (303.2 cm ³)	18.5 cu. in. (303.2 cm ³)
Dimensions – A	3.13" (79.5)	3.13" (79.5)	3.13" (79.5)	3.65" (92.7)	3.65" (92.7)
Dimensions – B	4.50" (114.3)	4.50" (114.3)	4.50" (114.3)	3.22" (81.8)	3.22" (81.8)
Dimensions – C	3.20" (81.3)	6.42" (163.1)	9.64" (244.9)	4.09" (103.9)	4.09" (103.9)
Threaded Access Holes	-	-	-	Bottom (2) 1/2"	Sides (2) 3/4" Bottom (2) 1/2"
Knockouts – Sides	(1) 1/2", 3/4", 1"	(2) 1/2", 3/4", 1"	(3) 1/2", 3/4", 1"	-	-
Knockouts – Ends	-	-	-	-	-
Knockouts – Bottom	(1) 1/2" - 1 1/4"	(2) 1/2" - 1 1/4"	(3) 1/2" - 1 1/4"	-	-
Debris Cover Included	✓	✓	✓	-	-
Closure Plugs Included	-	-	-	✓	✓
Removable LV Barrier	-	✓	✓	-	-

Notes: UL File Number E31999.
CSA File Number LR18416.
* Suitable for single service applications only.

Rectangular Covers

Material	S3825 SA3825	S3625 SA3625	S3826 SA3826	S2425 SA2425	S2625 SA2625	S2825 -	S3425 -	S3813 SA3813
Brass Aluminum Dimensions 4.15" x 2.99"								
	Duplex Flap	Duplex Screw	Style Line® Opening	2 1/8" x 3/4" Combination	2 1/8" x 1" Combination	2 1/8" Single Receptacle	2 3/8" Single Receptacle	Blank

Round Covers

Material	S3925 SA3925	S3725 SA3725	S2525 SA2525	S2725 SA2725	S2925 SA2925	S3525 -	S3325 -	S3182 SA3182	S3082 6.25" Dia.
Brass Aluminum 3.88" Dia.									
	Duplex Flap	Duplex Screw	2 1/8" x 3/4" Comb.	2 1/8" x 1" Comb.	2 1/8" Single Receptacle	2 3/8" Single Receptacle	2 1/8" Single Rec. (Terrazzo Floor)		

Rectangular Flanges (Required)

Material	SB3083W SA3083W	SB3084W SA3084W	SB3085W SA3085W
Brass Aluminum			
Number of Gangs	1-Gang	2-Gang	3-Gang
Dimensions	6.00" x 4.85"	6.00" x 8.13"	6.00" x 11.34"

One Piece Brass Cover and Carpet Flange

Material	SF3925	SF2525	SF2725	SF2925
Brass 6.25" Dia.				
	Duplex Flap	2 1/8" x 3/4" Combination	2 1/8" x 1" Combination	2 1/8" Single Receptacle