



## Kellems® Wire Management Products

### Deluxe Cord Grips

Aluminum Fittings, Stainless Steel Mesh, Liquidtight, for Insulated Cables

#### WARNING!

It is important that you read all breaking strength, safety and technical data relating to this product on pages T-71 through T-76.



Straight Male



#### Straight Male Thread

Grip Diameter Range Inches	Grip Diameter Range (cm)	Thread Size N.P.T. (Inches)	Form Size	Catalog Numbers
.250"-.312"	(.63-.79)	3/8	F1	07401001
.312"-.375"	(.79-.95)			07401002
.375"-.437"	(.95-1.11)			07401003
.187"-.250"	(.47-.63)	1/2	F2	07401004
.250"-.375"	(.63-.95)			07401006
.375"-.500"	(.95-1.27)			07401008
.500"-.625"	(1.27-1.59)			07401010
.625"-.750"	(1.59-1.90)	1/2	F3	074011247*
.750"-.875"	(1.90-2.22)			074011248*
.187"-.250"	(.47-.63)	3/4	F2	07401011
.250"-.375"	(.63-.95)			07401013
.375"-.500"	(.95-1.27)			07401015
.500"-.625"	(1.27-1.59)			07401017
.625"-.750"	(1.59-1.90)	3/4	F3	07401018
.750"-.875"	(1.90-2.22)			074011249*
.375"-.500"	(.95-1.27)	1	F4	074011195
.500"-.625"	(1.27-1.59)			07401019
.625"-.750"	(1.59-1.90)			07401021
.750"-.875"	(1.90-2.22)			07401023
.875"-1.000"	(2.22-2.54)			07401025
1.000"-1.125"	(2.54-2.86)			074011250*
1.125"-1.250"	(2.86-3.17)	1	F5	074011028*
1.250"-1.375"	(3.17-3.49)			074011029*
.750"-.875"	(1.90-2.22)	1 1/4	F5	074011251
.875"-1.000"	(2.22-2.54)			07401026
1.000"-1.125"	(2.54-2.86)			07401027
1.125"-1.250"	(2.86-3.17)			07401028
1.250"-1.375"	(3.17-3.49)			074011178*
.750"-.875"	(1.90-2.22)	1 1/2	F5	074011252
.875"-1.000"	(2.22-2.54)			07401029
1.000"-1.125"	(2.54-2.86)			07401030
1.125"-1.250"	(2.86-3.17)			07401031
1.250"-1.375"	(3.17-3.49)			07401032
1.312"-1.437"	(3.33-3.65)	1 1/2	F6	074011253
1.437"-1.562"	(3.65-3.97)			074011254*
1.562"-1.687"	(3.97-4.28)			074011255*
1.687"-1.812"	(4.28-4.60)			074011256*
1.750"-1.875"	(4.44-4.76)			074011257*
1.250"-1.375"	(3.17-3.49)	2	F6	074011258
1.312"-1.437"	(3.33-3.65)			074011259
1.437"-1.562"	(3.65-3.97)			07401033
1.562"-1.687"	(3.97-4.28)			07401034
1.687"-1.812"	(4.28-4.60)			07401035
1.750"-1.875"	(4.44-4.76)			074011260
1.812"-1.937"	(4.60-4.92)	2	F7	074011261
1.937"-2.062"	(4.92-5.24)			074011262*
2.062"-2.187"	(5.24-5.55)			074011263*
2.187"-2.312"	(5.55-5.87)			074011264*
2.312"-2.437"	(5.87-6.19)			074011265*
1.688"-1.812"	(4.29-4.60)	2 1/2	F7	074011030
1.812"-1.937"	(4.60-4.92)			074011031
1.937"-2.062"	(4.92-5.24)			074011032
2.062"-2.187"	(5.24-5.55)			074011033
2.187"-2.312"	(5.55-5.87)			074011034
2.312"-2.437"	(5.87-6.19)			074011266*
1.937"-2.062"	(4.92-5.24)	3	F7	074011036
2.062"-2.187"	(5.24-5.55)			074011037
2.187"-2.312"	(5.55-5.87)			074011038
2.312"-2.437"	(5.87-6.19)			074011039
2.437"-2.625"	(6.19-6.67)	3	F8	074011186
2.625"-2.812"	(6.67-7.14)			074011187
2.812"-3.000"	(7.14-7.62)			074011188
3.000"-3.250"	(7.62-8.25)			074011189*

Note: \*Cable jacket may have to be stripped to pass through connector body. Kellems® Deluxe Cord Grips are suitable for use in hazardous locations per Class I Div. 2, Class II Div. 1 & 2, Class III Div. 1 & 2 of the National Electric Code Sections 501.10(b)(2), 502.10(a)(2), 502.10(b)(2), 503.10(a)(2) and 503.10(b).



# Kellems® Wire Management Products

## Technical Information

### Strain Relief Grips

Kellems Strain Relief Grips are designed to prevent tension from being transmitted to joints and terminals on electrical cord, cable and conduit. In most applications, a Kellems grip for strain relief is stronger than the cable itself and gives much greater security than the use of a fitting alone. Kellems Grips for strain relief help make electrical systems safer, and save money by minimizing downtime from costly electrical failure due to cable pull-out. Kellems Grips also aid in compliance with the National Electric Code's terminal tension protection requirements.

### Select the Correct Grip for Strain Relief

Kellems Grips for strain relief are designed to fit on electrical cord, cable or flexible conduit.

**Step 1** Refer to the chart below to determine the grip style best suited for your application.





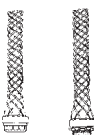


**Step 2** Determine your cable outside diameter or conduit size.

**Step 3** Locate environment—indoors or outdoors.

**Step 4** Decide if a liquidtight seal is required.

**Step 5** Select N.P.T. size and fitting style.

### Strain Relief System Selection Chart

Grip Type	Application	Features	Cord or Conduit Range Inches (cm)	Type Fitting or Attachment	Page Number
<b>Deluxe Cord Aluminum Fitting/ Stainless Steel Grip</b> 	Outdoors or indoors where subjected to moisture or splash. Examples are crane and hoist pendant drop stations, hand tools, pumps and processing equipment.	Aluminum fittings, stainless steel mesh, neoprene oil-and-watertight bushing. Double-single weave.	.187"-3.250" (.47-8.25)	N.P.T., PG, and metric aluminum, male straight, 45° male, 90° male, female straight. Thread sizes 3/8"-3".	T-60, T-61, T-64
<b>Deluxe Cord Nylon Fitting/ Stainless Steel Grip</b> 	Outdoors or indoors where subjected to moisture or splash. Examples are marine and food processing equipment.	Nylon fitting, stainless steel mesh, double-single weave, neoprene oil-and-watertight bushing.	.187"-1.125" (.47-2.86)	N.P.T. nylon, male straight, 90° male. Thread sizes 1/2"-1".	T-62
<b>Deluxe Cord Nylon Fitting/ Non-metallic Grip</b> 	Indoor or outdoors. Provides liquidtight seal, where exposed to moisture. Excellent for oil refining and chemical processing.	Non-metallic grip is corrosion resistant, nonconductive and provides superior gripping and flexing benefits. Neoprene liquidtight bushing. Nylon fitting.	.187"-1.000" (.47-2.54)	N.P.T. nylon, straight male, thread sizes 3/8"-1" 90° male, thread sizes 1/2"-1".	T-63
<b>Deluxe Cord Stainless Steel Fitting And Grip</b> 	Indoor or outdoor use where exposed to moisture. Very strong for heavy abuse areas such as drilling platforms, steel mills and mines.	Stainless steel fitting and grip for strength. Neoprene liquidtight bushing. Double/single weave grip.	.187"-1.000" (.47-2.54)	Straight male Only with N.P.T. Thread sizes 1/2"-1".	T-63
<b>Dust-Tight Strain Relief</b> 	Indoor use only for wiring of electrical enclosures, machine tools, portable power tools, bus drop cable systems.	Neoprene gasket—seals out cips, dirt, dust. One piece design with galvanized steel mesh. Insulating bushing available. Zinc-plated steel locknut.	.240"-2.450" (.61-6.22)	Straight male N.P.S. or N.P.T.	T-65
<b>Liquidtight Flexible Conduit Grip (Metal and Non-Metallic)</b> 	Wiring of machine tools, electrical enclosures, motors and systems where metallic liquidtight flexible conduit is subjected to vibration, flexure, motion or strain.	Stainless steel mesh, liquidtight fittings. Sealing "O" rings (optional). Choice of fittings.	.375"-4.000" trade sizes	N.P.T. 1/2"-4", Hubbell fittings, Male straight, 45° male, 90° male, female straight.	T-68, T-69
<b>Liquidtight Flexible Conduit Grip (UL Type A)</b> 	Wiring or machine tools, electrical enclosures, motors and systems where conduit is subject to vibration and strain.	Stainless steel mesh, liquidtight fittings with "O" ring and locknut.	.375"-2.008" trade size male	N.P.T. steel, Hubbell fittings, straight male, 90° Thread sizes 1/2"-2".	T-70