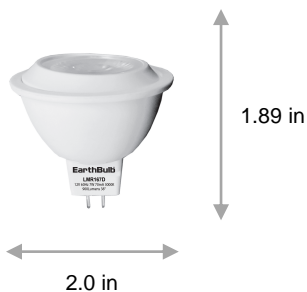


LED MR16

6.5 Watt 5000K MR16 LED



Electrical

Watt	6.5
Input Current	78 (mA)
Power Factor	> 0.50
Voltage	12 volt
Frequency	60hz
Min. Start Temp	-4F
Max. Operating Temp	104F
Base Type	GU5.3

Light

Initial Lumens	500
Lumens per Watt	77
Color Temperature	5000K
Color Rendering (CRI)	80
Beam Angle	38°

Agency Approvals

UL	Yes
Energy Star	25,000 hr rated
RoHS	Yes
FCC	Yes

Product Details

Warranty	10 years, 6 hrs/day
Mercury Content	0
Diameter	2.0"
Overall Length	1.89"

PRODUCT DESCRIPTION

6.5 watt MR16 EarthBulb LED bulb replaces 50 watt incandescent lamp for over 70% energy savings. 5000K daylight with 38 degree beam angle. Great for use in dimming recessed lighting, track lighting and display lighting applications. High power, multi-chip LED and an advanced cooling system provides for 25,000 hours of LED life. Energy Star rated product.

PRODUCT FEATURES

- GU5.3 pin base is standard
- Provides 500 lumens, Capable of dimming to less than 5%
- Chipset provides 5000K daylight with a high color rendering
- No Mercury, RoHS Certified

CONE OF LIGHT

Lumens: 500

Distance ft	Foot Candles fc	Diameter ft
2	226.8	1.15
4	56.70	2.31
6	25.20	3.46
8	14.18	4.62
10	9.07	5.78

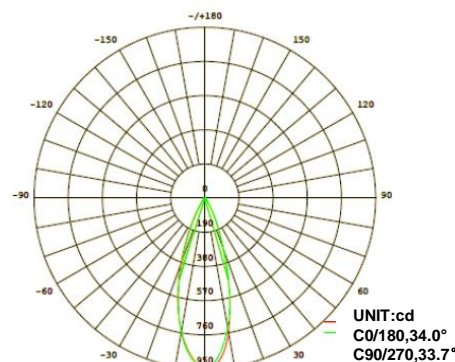
LUMINOUS DISTRIBUTION INTENSITY DATA

C(deg)	0	23	45	68	90
Y(deg)	948	946	944	942	941
5	880	892	894	890	888
10	754	764	765	767	758
15	585	601	605	592	570
20	396	405	407	394	365
25	226	234	227	213	193
30	113	115	110	104	92.7
35	55.4	55.6	54.2	50.8	45.3
40	29	29.3	28	26.6	24.8
45	17.8	17.7	17.2	16.7	15.9
50	12.7	12.5	12.2	12	11.7
55	9.88	9.61	9.55	9.56	9.43
60	8.29	8.01	7.99	8.06	8.02
65	7.09	6.77	6.85	6.88	6.81
70	6.05	5.75	5.74	5.83	5.72
75	5.03	4.68	4.65	4.8	4.61
80	3.82	3.48	3.37	3.56	3.28
85	2.28	2.07	1.95	2.03	1.71
90	0.55	0.55	0.47	0.39	0.14

PRODUCT APPLICATIONS

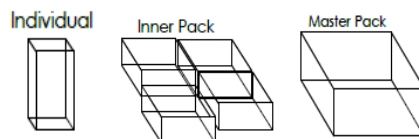


LUMINOUS DISTRIBUTION INTENSITY DIAGRAM



AVERAGE BEAM ANGLE (50%):33.9°

Note: IES files available upon request.



MODEL NUMBER: LMR16650D5

Order Code	Pack Size	Individual UPC	Inner Pack UPC	Qty	Master Park UPC	Qty
10278	1	840791102787	00840791102787	6	84079110278700	24
Dimensions (inches - Length x Width x Height)						
10278	1	2.17 x 2.17 x 3.15	7.13 x 5 x 3.81	6	10.39 x 14.65 x 4.37	24
Weight (lbs)						
10278	1	0.154	1.1	6	4.73	24