

UL 98 Non-Fusible

Disconnect Switches

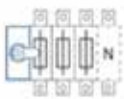
DISCONNECT SWITCHES



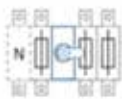
Mersen's non-fusible disconnect switches are listed to UL 98 and bear the CE mark as conformance to IEC 60947-3. They are "service entrance" devices that are capable of fully rated load-break and load-make. All switches over 100A have windows to provide visual indication of the contact status. Engineered to have the smallest footprint, these switches also employ a modular design that enables the handle to be placed amongst the poles or at the ends.

A wide range of ergonomic handles and accessories is available to accommodate multiple applications.

CONFIGURATIONS:



Gearbox on the side



Gearbox in the middle

Catalog number designation						
M Switch	200 Ampacity	U Type	3 Number of Poles/Left of handle	0 Number of Poles/Right of handle	— Revision	— Special Configuration
M = Mersen AC Switch	16-1200	U = non-fused UL 98	1-3	Blank = < 200A non-fused, 0, 2, 3	Blank = 0	F = Flange-mount Actuation DM = Door mounted

*Not all configurations are available.

RATINGS (UL):

- **Volts:** 600VAC
- **Amps:** 30A, 60A, 100A, 200A, 400A, 600A, 800A, 1200A
- **Short-Circuit Current Rating (SCCR):** Up to 200kA with fuses. Suitable as motor disconnect.

FEATURES/ BENEFITS:

- Service entrance rated
- Front operation
- Most compact size
- Internally mounted auxiliary contacts
- Flange mounting accessories
- Flexible mounting
- Adjustable shaft depth



APPROVALS:

- All UL switches meet the requirements of UL and CSA
- UL listed guide WHTY, File E191605 for UL 98 (ratings from 30 A to 1200 A)
- IEC 60947-3







*Not all configurations are available

DS

UL 98 DISCONNECT SWITCHES					
 <p>M100U3</p>		 <p>M200U30 with HD250 Direct Handle</p>		 <p>M200U30</p>	
Switch Body	Ampere Rating	30	60	100	200
	Base Part #	M30U3	M60U3	M100U3	M200U
	3-pole configurations				12, 30
	For Flange-mount Actuation	M30U3F	M60U3F	M100U3F	
	For Door-mounting	M30U3DM	M60U3DM	M100U3DM	
Handles and Shafts	Direct Front Operation Locking Handle	HD125	HD125	HD125	HD250
	External Front Operation				
	Selector Style	HSBX, HSRX			N/A
	Shaft—SAxxx (xxx = length in mm)	SA85, SA105, SA120, SA130, SA180, SA250			N/A
	Door mounted version (no shaft required)	HSBWDM, HSRWDM			N/A
	Pistol Style NEMA Type 1, 3R, 12	HB45, HR45, HB65, HR65, HB80, HR80			
	NEMA Type 4, 4X	HB45X, HR45X, HB65X, HR65X, HB80X, HR80X			
	NEMA 4X Stainless Steel	HM65X			
	Shaft—SAxxx (xxx = length in mm)	SPA130, SPA210, SPA290, SPA360, SPA430			
	Alignment Ring	See next page			
	B=Black, R=Red				
Accessories	Fourth Poles	4P60	4P60	4P125	4P250
	Base-mounted switch Fourth Poles				
	Door-mounted switch Fourth Poles	4P60DM	4P60DM	4P125DM	
	Neutral Poles	NP60	NP60	NP125	
	Base-mounted switch Neutral Poles				
	Door-mounted switch Neutral Poles	NP125DM	NP125DM	NP125DM	
	Terminal Shrouds	TS125-3	TS125-3	TS125-3	TS250-13
	3-pole				
	4-pole	TS125-1	TS125-1	TS125-1	TS250-14
	Shrouds with "-3" suffix are single shrouds that cover all three terminals. Shrouds with "-13" or "-14" are single pole shrouds with 3 or 4 per				
	Auxiliary Contacts*	OA1G01	OA1G01	OA1G01	OA3G01
	Normally Closed				
	Normally Open	OA1G10	OA1G10	OA1G10	OA1G10
	N0+NC	OA2G11	OA2G11	OA2G11	
	Module for 8 aux. contacts	N/A	N/A	N/A	OEA28
	*Rated 2A max continuous @690VAC				
	Flange Operation	Incl with M30U3F**	Incl with M60U3F**	Incl with M100U3F**	FOM4
	Flange bracket assembly				
	Rod Flange handle NEMA 12	FHR12	FHR12	FHR12	NA
	Rod Flange handle NEMA 4X	FHR4X	FHR4X	FHR4X	NA
	Rod, 16 inch	RODNF16	RODNF16	RODNF16	NA
	Rod, 24 inch	RODNF24	RODNF24	RODNF24	NA
	Cable Flange Handle, NEMA 12	NA	NA	NA	FHC12
	Cable Flange Handle, NEMA 4X	NA	NA	NA	FHC4X
	Cable for FHC handles	NA	NA	NA	CABLE36*

Other cable lengths available: 48", 60", 72", 84", 96", 108". For example, CABLE108. **These switches have not been tested to conform to UL standards

UL LISTED FRONT OPERATED					
					
M400U30		M600U30		M200U30	
Switch body	Ampere Rating	400	600	800	1200
	Base Part #	M400U	M600U	M800U	M1200U
	3-pole configurations	30, 12	30, 12	30, 12	30
Handles and Shafts	Direct Front Operation Locking Handle				
		HD400	HD800	HD800	HD1000
	External Front Operation				
	Pistol Style NEMA Type 1, 3R, 12	HB125, HB145, HB274			
	NEMA Type 4, 4X	HB125X, HB145X, HB274X			
	NEMA 4X Stainless Steel	HM125X, HM175X			
	Shaft— SAxxx (xxx = length in mm)	SFB185, SFB280, SFB325, SFB395, SFB535			
Alignment Ring (optional, for pistol-style handle)	ALRX10				
B=Black. Substitute 'R' for 'B' if a red handle is desired. Ex. HR125					
Accessories	Fourth Poles				
		4P400	4P800	4P800	4P1250
Terminal Lugs					
	6 per package	LUG400 #2 - 600MCM	LUG800 2 x #2 600MCM	LUG800 2 x #2 600MCM	LUG1200 4 x #2 600MCM
Terminal Shrouds					
	3-pole	TS400-13	TS600-3	TS800-3	TS1600-13
	4-pole	TS400-14			TS1600-14
Shrouds with "-3" suffix are single shrouds that cover all three terminals. Shrouds with "-13" or "-14" are single pole shrouds with 3 or 4 per					
Auxiliary Contacts*					
	Normally Open	OA1G10	OA1G10	OA1G10	OA1G10
	Normally Closed	OA3G01	OA3G01	OA3G01	OA3G01
	Module for 8 aux. contacts	OEA28	OEA28	OEA28	OEA28
*Rated 2A max continuous @690VAC					